

ITALY WEEKLY SNAPSHOT (09 JUN - 15 JUN 2025)

Sea arrivals¹

26,781

year-to-date arrivals

3,959

month-to-date arrivals

23,316

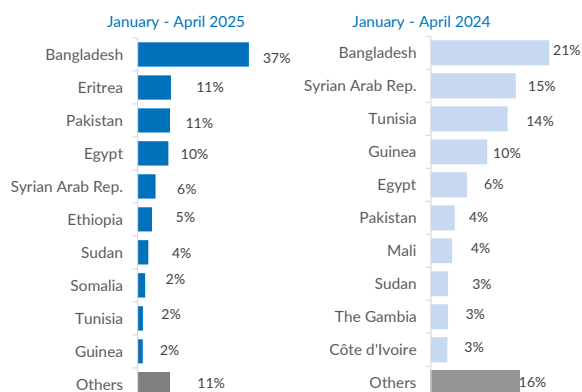
year-to-date arrivals in 2024

2,203

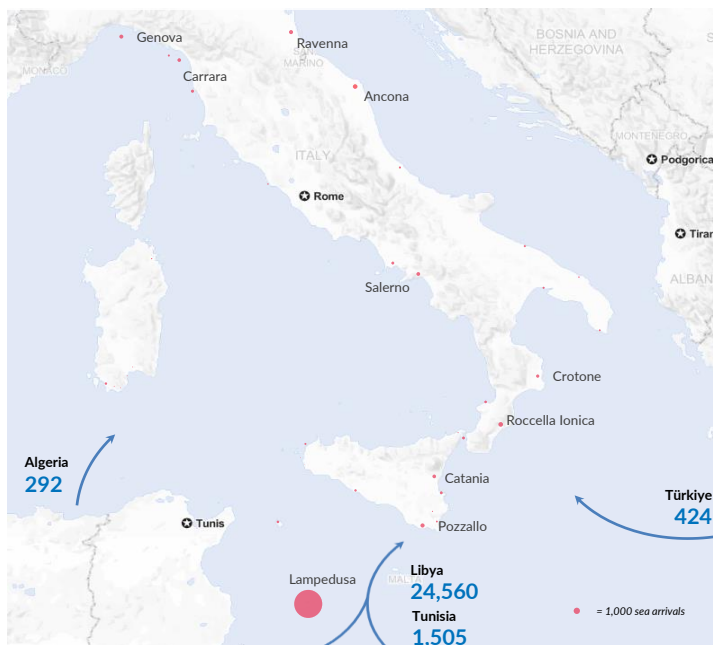
month-to-date arrivals in 2024

+15%
+80%

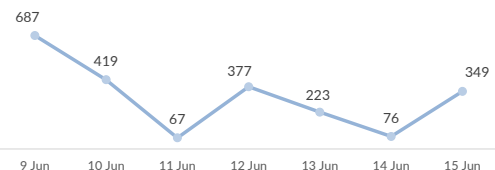
Top 10 most common countries of origin



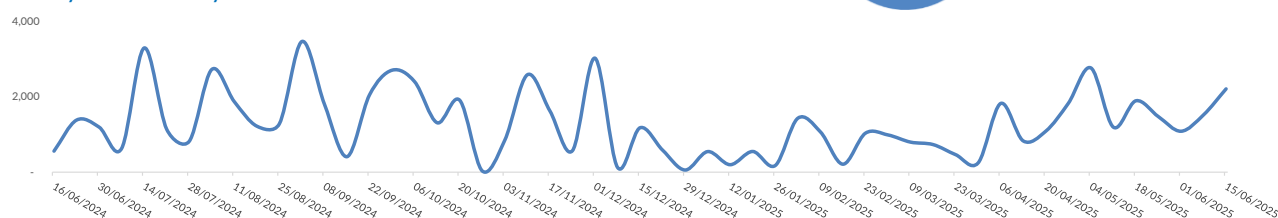
Sea Arrivals in 2025 by disembarkation site



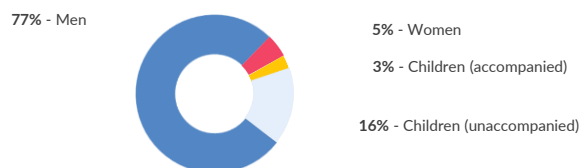
Daily sea arrivals last week (09 Jun - 15 Jun 2025)



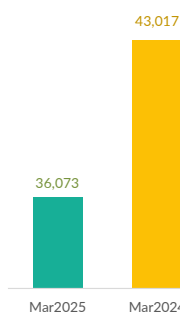
Weekly sea arrivals last year



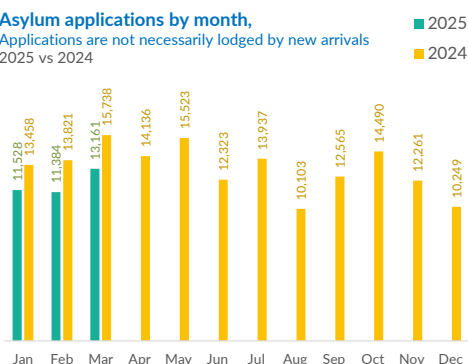
Sea arrivals by gender and age, Jan - Apr 2025



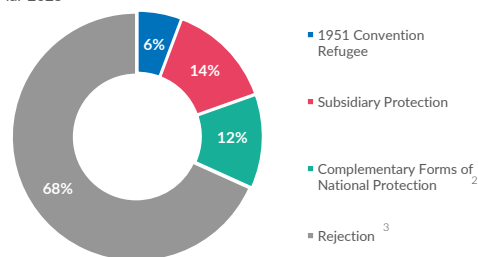
Asylum applications, Mar 2025 vs Mar 2024



Asylum applications by month, Applications are not necessarily lodged by new arrivals 2025 vs 2024



First-Instance RSD Decisions, Jan-Mar 2025



Total first-instance decisions (Jan-Mar 2025)

23,922

Total pending cases (as of Mar 25)⁴
218,173

¹ The charts above are based on figures from the Italian Ministry of Interior and UNHCR estimates. All figures are provisional and subject to change. Please note that, in addition to sea arrivals, Italy also receives land arrivals and air arrivals. The present document focuses on sea arrivals only, as per official figures provided by the Italian Ministry of Interior.

² 'Complementary forms of national protection' include decisions granting authorization to stay for humanitarian reasons under national law to persons who are not eligible for international protection, but nonetheless at risk of violation of articles 3 and 8 of the ECHR in case of return.

³ 'Rejection' includes all cases closed, including decisions not taken on the merits, such as inadmissibility decisions and no-shows.

⁴ Source: Ministry of Interior. This includes pending cases at first and second instance.