



# Livelihood & Resilience Dashboard

## Uganda Refugee Response Plan (RRP) 2024 - 2025

Quarter 1  
January - March

Quarter  
Q1 2025

### Overview of the sector and narrative

#### The Sector Overview:

The livelihoods and resilience sector aims to ensure refugees and host communities live peacefully while progressively pursuing self-reliance in an enabling environment that supports sustainable responses and inclusive livelihood opportunities. To contribute to this, partners facilitate economic inclusion of refugees by improving access to arable land for agriculture; supporting mechanized farm operations i.e. use of tractors to expand access to land for agriculture production; providing agro-inputs and training in agricultural practices as well as entrepreneurship, business development services and financial inclusion aimed at access to formal financial services. During quarter one, the Government and UNHCR joint advocacy efforts focused on supporting the formalization of land use or access arrangements between refugees and landlords. This ensures that even where customary ownership of land is prevalent, access to land for livelihoods and agriculture is transparent and risks of exploitation linked to informal arrangements, which is common in the refugee settlements are minimized.

#### The Result Analysis:

During the first quarter of 2025, refugees were supported to access about 4,757 acres of land, a 228% increase compared to the 1,449 acres accessed during quarter one in 2024. The marked increase is attributed to enhanced and concerted advocacy by UNHCR, government, and partners to support refugees access to agriculture land for cultivation. With the ongoing progressive food ration cuts in Uganda by the World Food Programme, coupled with year-on-year decline in funding for humanitarian and development efforts; refugees own food production is critical in supporting food availability and food access at the household level. By the end of Quarter one, despite receiving 99,923 new arrivals (64% from the DR Congo), only 6% equivalent to 6,461 households received emergency livelihood support. The support comprised assorted agricultural inputs (seeds, farm tools, and animal health kits). Partners trained 8,590 beneficiaries in good agronomic practices compared to 27,246 reported trained in same period in 2024. This represents a 68% decline in agricultural training. Overall, agriculture production support in Quarter 1 of 2025, declined compared to support provided during the same period in 2024. This can be attributed to several contextual developments including the closure of several multi-year projects due to a significant reduction in funding to sector partners; downsizing of operations by response actors leaving limited resources for food security and livelihoods; De-prioritization of overall food security and livelihood support in overall humanitarian programming to focus on essential services and emergency lifesaving support.

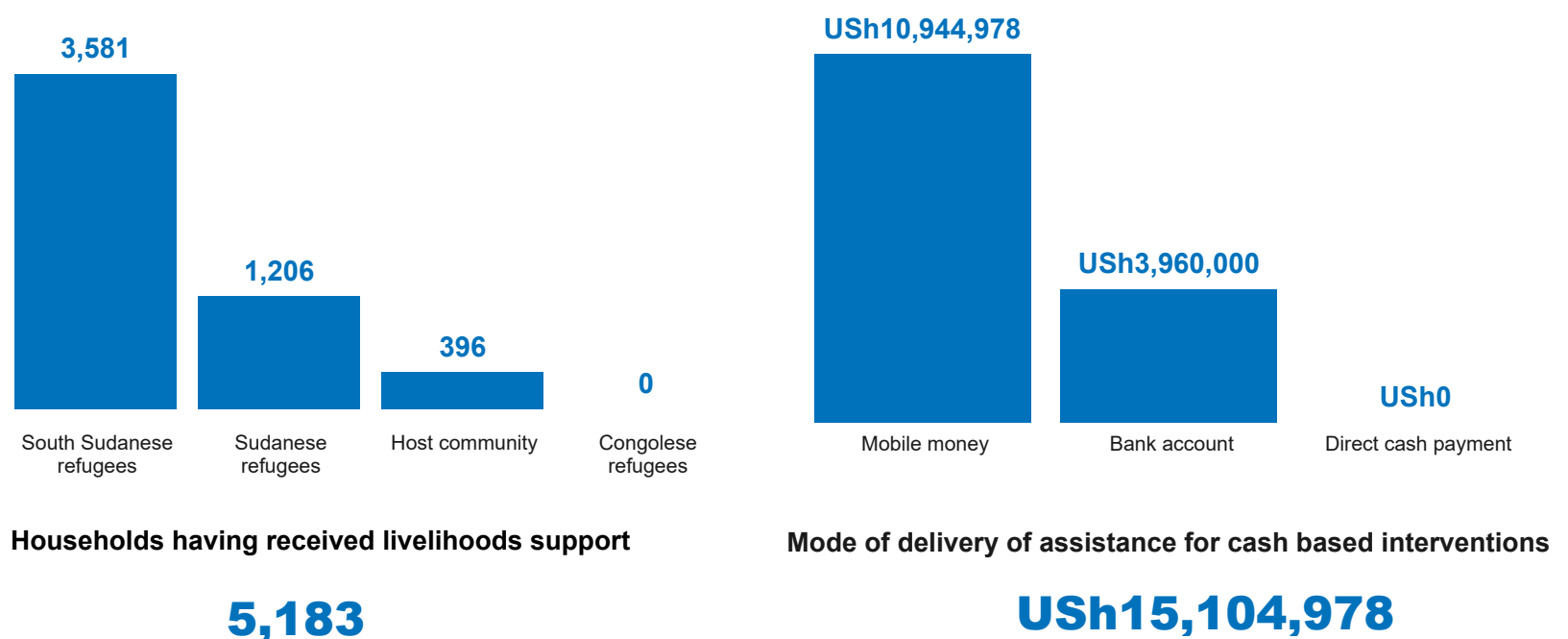
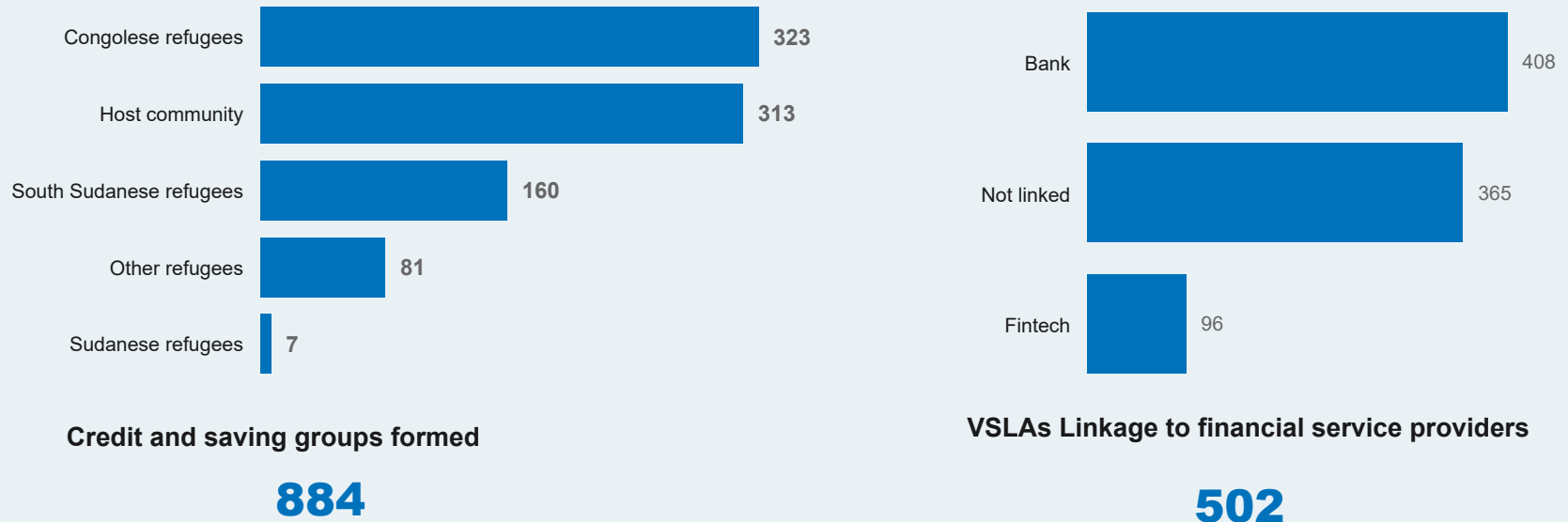
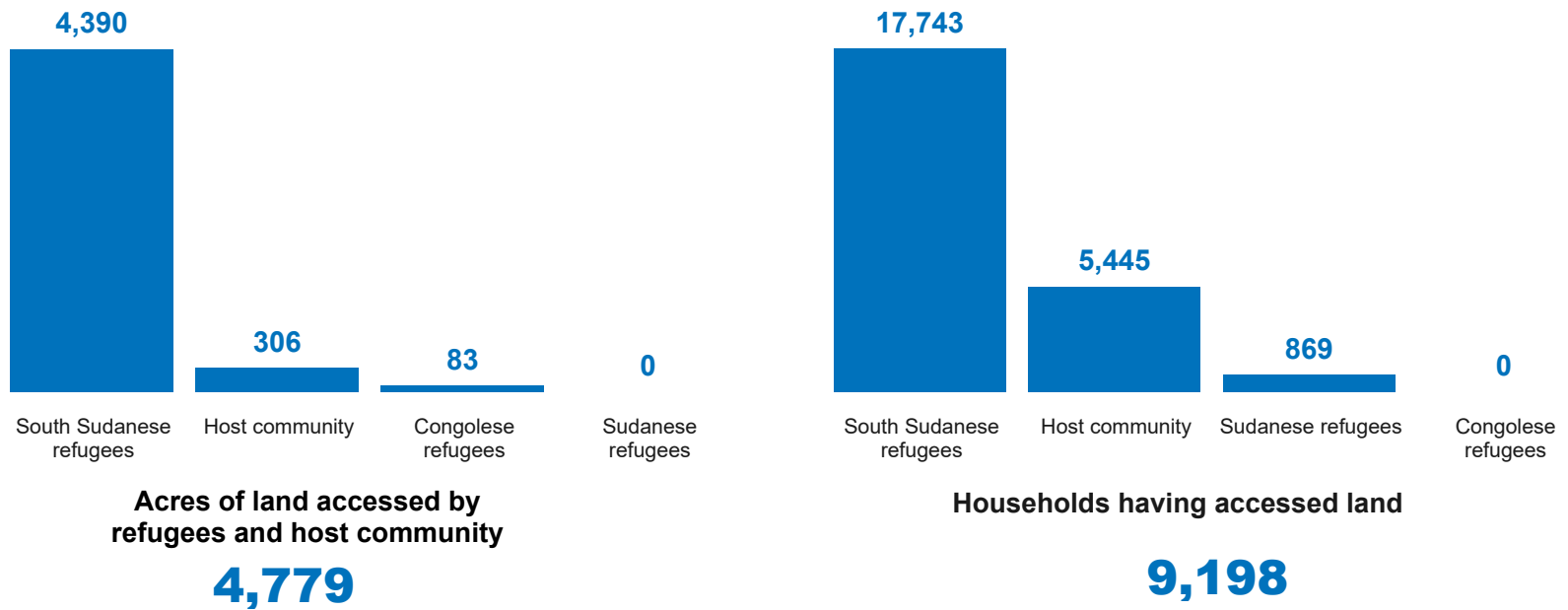
#### The Key Challenges/Opportunities:

Progressive and sudden food ration cuts are negatively impacting refugee communities, resulting in increased pressure on household income sources, scarce land available for agriculture production and potentially reduced impact and undoing of years of gains accrued collectively by actors in livelihoods and economic inclusion programming. Increasingly, the operation is experiencing low appetite among development and private sector actors to invest in refugee hosting areas. This has left first responders mainly local actors and community level structures with limited to no resources to continue supporting critical self-reliance interventions. The unabated and continued inflow of refugees to Uganda; owing to conflict in South Sudan, Sudan and DR Congo, has increased pressure on available land further shrinking available land for agriculture production and limiting access to land for households' own food production. This will undoubtedly impact dietary diversity leaving families at huge risk of malnutrition. Food insecurity among refugee households remains high at 61%; including huge gaps in non-food essential needs provision which directly impacts economic food access. At a macro-level, inflation rose to 3.9% in April from 3.6% in March, mainly driven by higher food prices. Worse still, refugees continue to encounter bottlenecks in attempts to secure credit, especially from formal sources, due to weak socio-economic status, lack of conventional accepted collateral and slow 'Know-Your-Customer' (KYC) data verification. These call for enhanced advocacy with financial institutions and regulators as well as with the National Identification and Registration Authority with the aim of establishing interoperability between NIRA database and the refugee data, to enable on-time KYC verification for refugees. Administrative barriers in facilitating access to work in the formal economy remain with challenges in accessing work permits. This further creates an additional hurdle for refugees in the face of high unemployment rates in the host economy. Despite hosting over 1 million refugees, Uganda's Refugee Response is facing severe impacts from the global decline in humanitarian funding. Donor cuts, including to multi-year funding, have forced partners to shut down projects, close offices, and lay off 641 staff, including key technical experts. A UNHCR assessment in early 2025 revealed that 511,942 people (416,811 refugees and 95,131 host community members) are missing vital livelihood support, a number expected to rise. Coupled with WFP food aid cuts, these funding gaps threaten food security and refugee livelihoods.

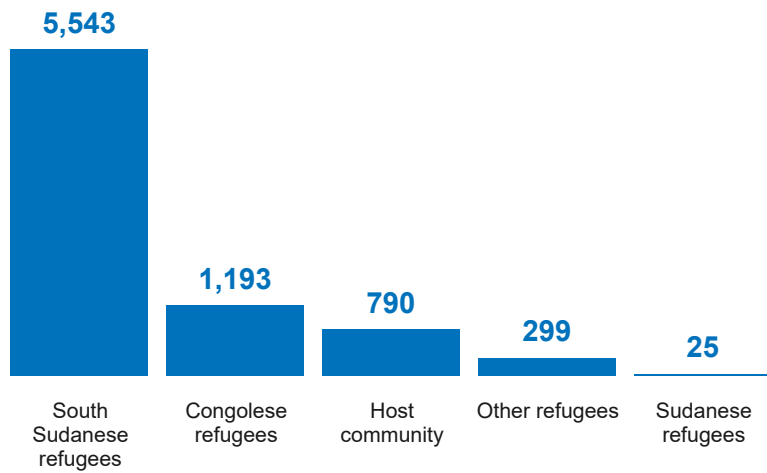
#### The Sector Priorities:

Advocacy with Government and host communities for increased refugee access to agriculture land remains an urgent and a top priority for the sector. The sector will continue to undertake dedicated conversations to explore possible options to support refugees access to land and advance strategic collaborations with partners to ensure livelihood interventions leverage and optimize available resources; to ensure that even in the face of declining funding, the limited available resources are used effectively to support refugees and hosting community. Through data and information management coordination, the sector is focusing on improving the recording of livelihood beneficiaries' data, to minimize duplication; strengthen synergies for improved program design and effective targeting. By quarter 3 of 2025, and in close collaboration with Ministry of Gender and Labour Social Development (MGS LD); the sector plans to roll out Self-Reliance Index across 13 refugee-hosting settlements. Amidst a challenging and rapidly evolving funding landscape; the sector continues to advocate for multi-year funding and strengthening of thematic coordination. This includes sharing best practices and lessons learned, including in key emerging programming areas such as graduation that is through graduation community of practice in Uganda; the Self Reliance Index reference group focusing on self-reliance model; access to marketable value chains for forcibly displaced persons, market systems development, skills development for gainful employment and labor mobility pathways under solutions; entrepreneurship, and inclusive employment linkages targeting host community and refugees at both national and settlement level.

### Key Indicators

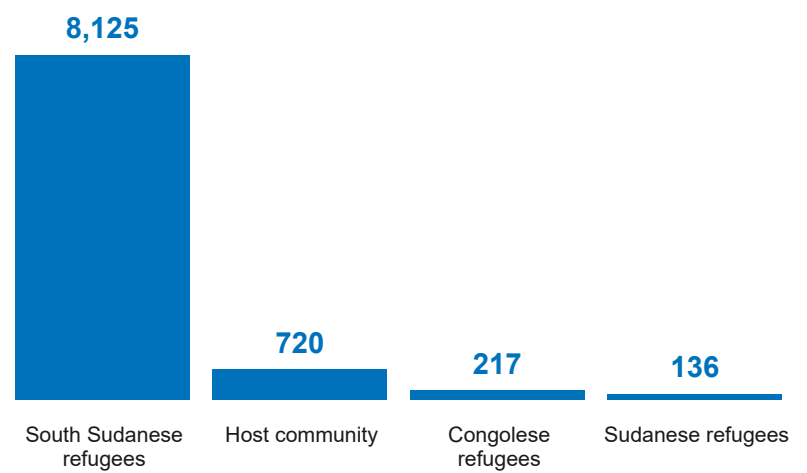


### Key Indicators



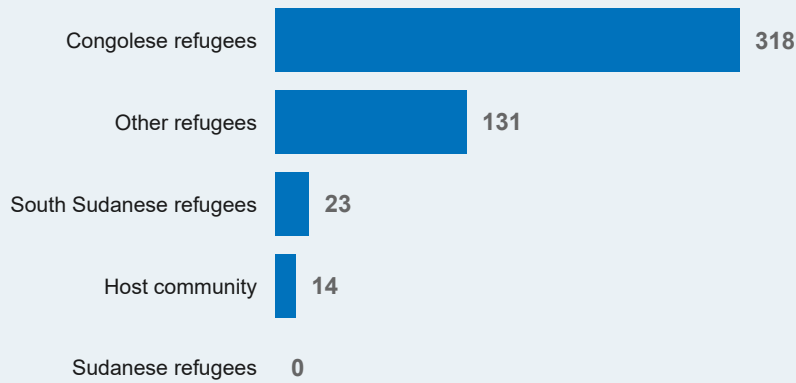
Individuals that received market-driven skills training

7,850



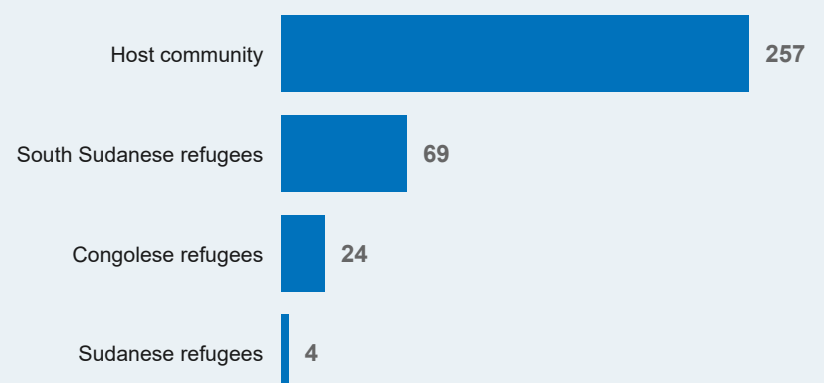
Individuals receiving climate smart agriculture training support

9,198



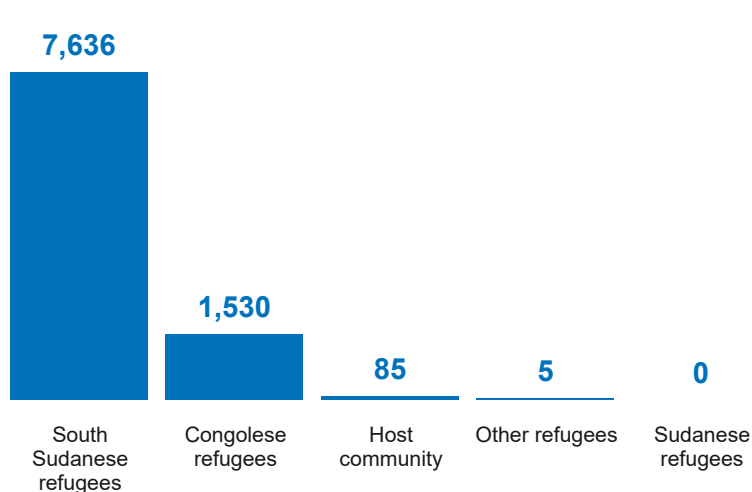
Graduates linked with employers

486



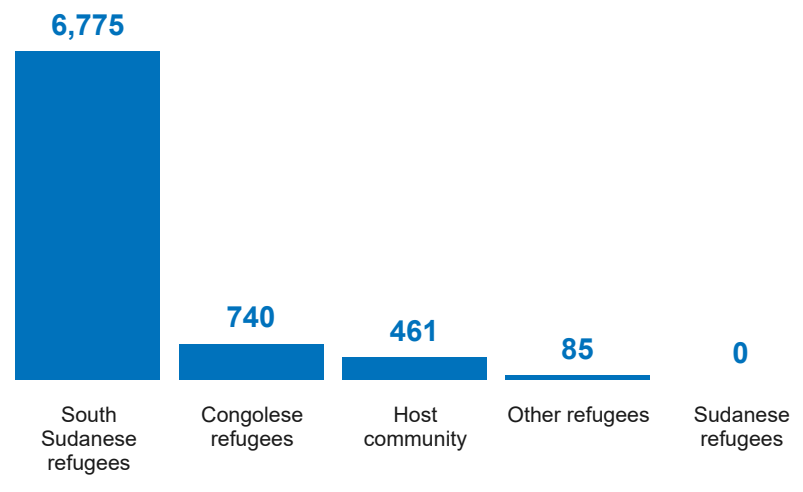
People engaged in short-term employment opportunities

354



Individuals trained on leadership/group management skills

9,256

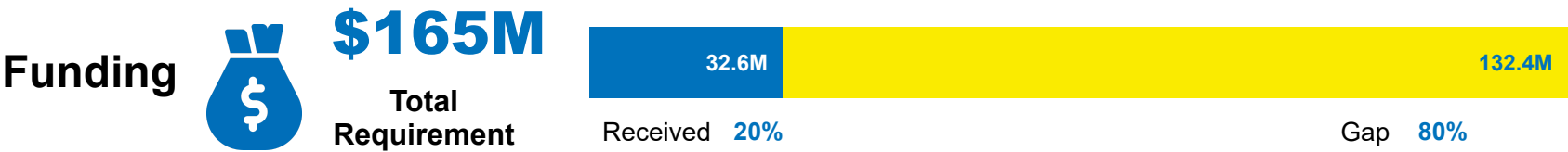


Individuals supported to access better markets

8,061

Outcome 1 : PoC in refugee hosting districts generate sufficient agricultural surplus to attain self-reliance

Indicator	Actual	Target/Standard ('24)	Actual	Gap
Households receiving emergency livelihood support				
- Congolese Recfugees	60	N/A		100%
- South Sudanese Refugees	2,850	N/A		100%
- Host Community	491	N/A		100%
- Host Community	491	N/A		100%



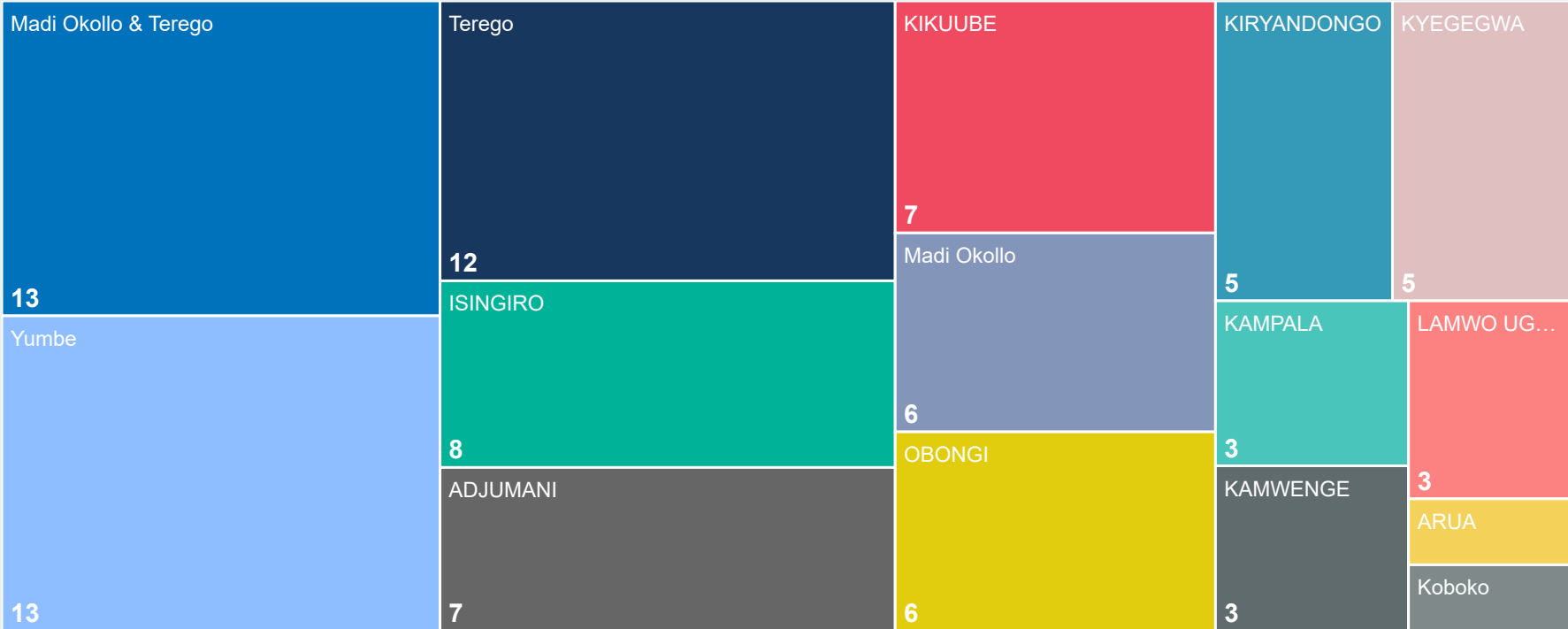
Partners

Partners	Partners	Partners	Partners	Partners
ACF	CFI	FRC	LWF	WHH
AFARD	ChildVoice	Give Directly	MC	WVI
Alight	COVID	HFU	NRC	YARID
AVSI	CRS	HHA	PALM Corps	YSAT
AWR	DCA	I CAN SSD	RE	ZOA
CAF	DRC	IRC	SeedEffect	
CARE	ELECU	JRS	UCOBAC	
Caritas	ENABEL	Kulika	URCS	
CEFORD	FAO	LMI	VE	

Partner Reporting Breakdown



Partners by District

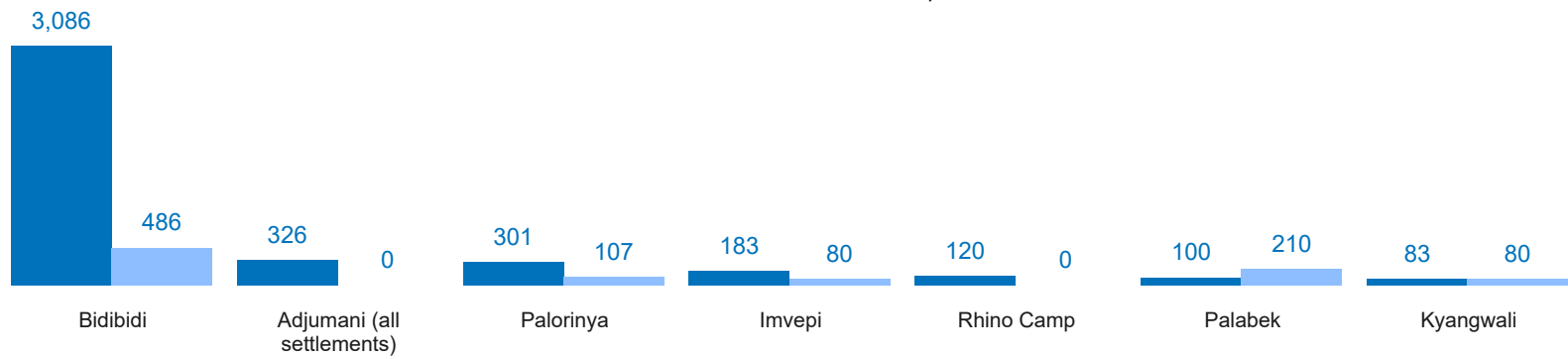


### Key Indicators

● Q1 2025 ● Q1 2024

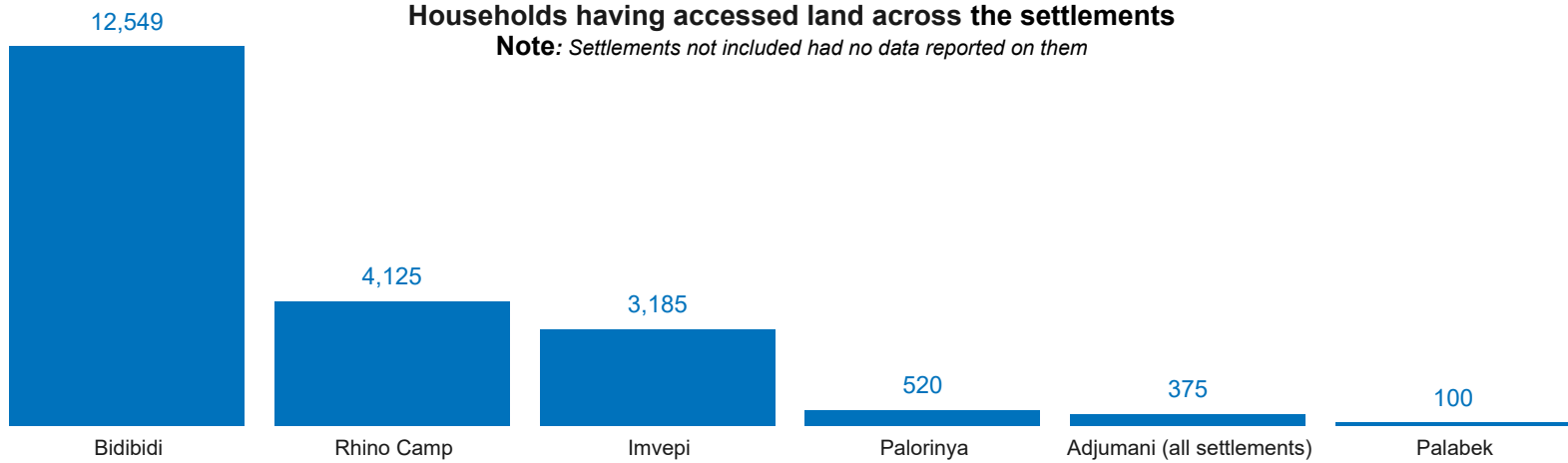
#### Acres of land accessed across the settlements

Note: Settlements not included had no data reported on them



#### Households having accessed land across the settlements

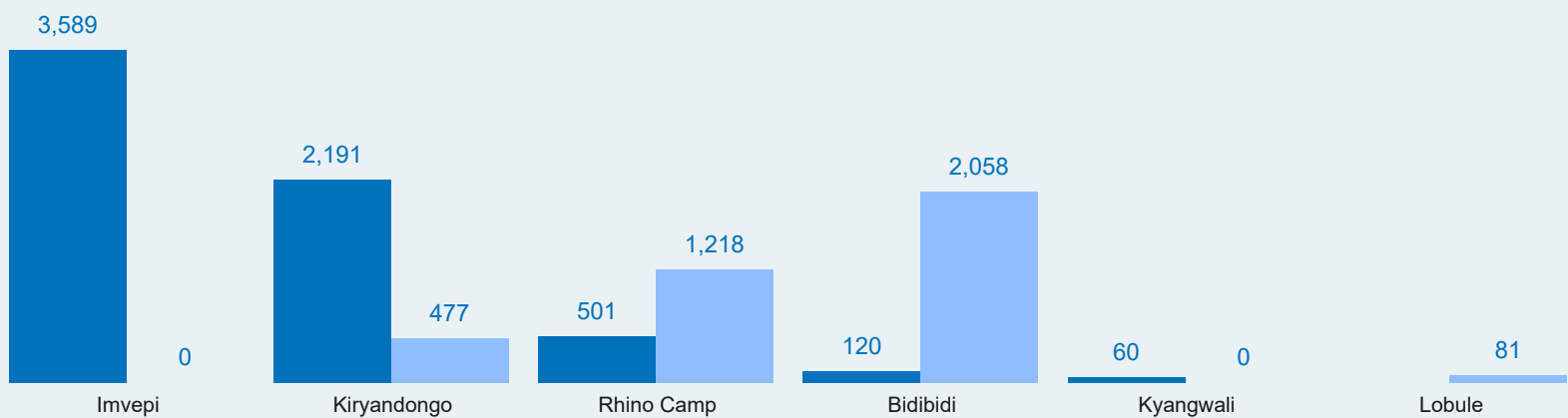
Note: Settlements not included had no data reported on them



#### Households having received livelihood support

Note: This consists of households having received cash grant for productive assets and mechanics tools in in-kind

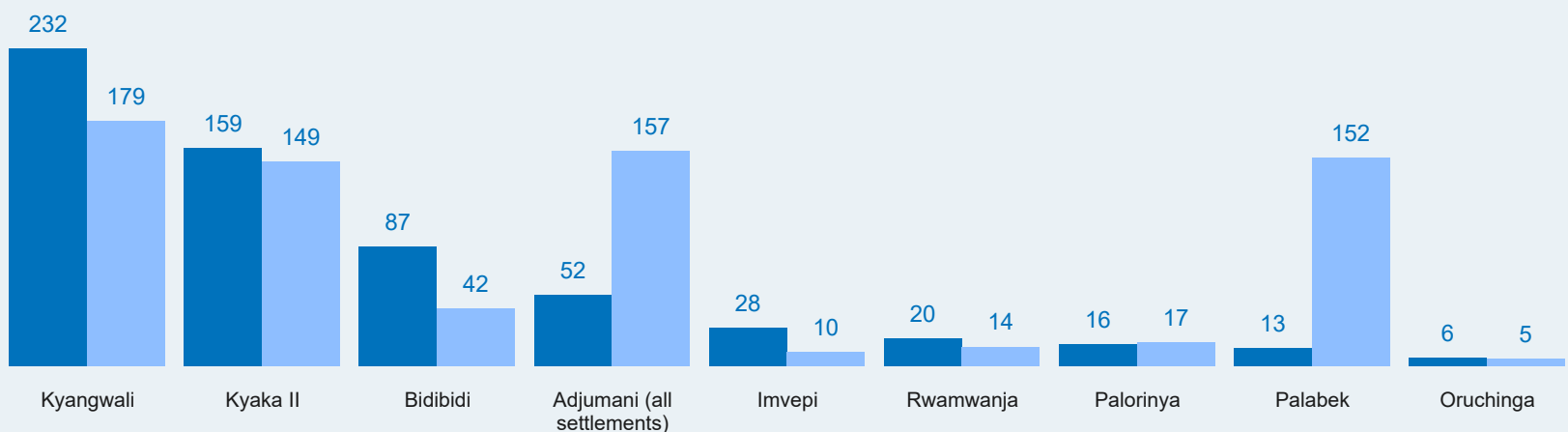
● Q1 2025 ● Q1 2024



#### VSLAs across the settlements

Note: Settlements not included had no data reported on them

● Q1 2025 ● Q1 2024





# Livelihood & Resilience Dashboard

## Uganda Refugee Response Plan (RRP) 2024 - 2025

**Quarter 1**  
**January - March**

**Quarter** ▼  
Q1 2025 ▼

### Partner reporting by district | South West & Kampala

Isingiro	Kikuube	Kyegegwa	Kamwenge	Kampala
ACF	ACF	Alight	AVSI	ENABEL
Alight	AVSI	AVSI	ELECU	IRC
COVOID	Caritas	CARE	RE	NRC
FRC	ELECU	Caritas		
HFU	FRC	FRC		
LWF	LMI			
NRC	LWF			
YARID				

### Partner reporting by district | West Nile & North

Yumbe	Madi Okollo & Terego	Terego	Adjumani	Madi Okollo	Obongi	Kiryandongo
AFARD	CAF	AVSI	ACF	AVSI	ACF	ACF
Caritas	CEFORD	CEFORD	CEFORD	CEFORD	CEFORD	CEFORD
CEFORD	DCA	ChildVoice	FRC	DCA	CFI	FAO
CRS	DRC	DCA	JRS	Kulika	HHA	FRC
DCA	ENABEL	DRC	LWF	SeedEffect	PALM Corps	Give Directly
HHA	Kulika	Kulika	PALM Corps	WHH	URCS	
I CAN SSD	MC	PALM Corps	WVI	ZOA		
IRC	PALM Corps	SeedEffect				
MC	SeedEffect	VE				
SeedEffect	VE	WHH				
URCS	WHH	WVI				
VE	YSAT	ZOA				
WHH	ZOA					

Lamwo	Koboko
AWR	DCA
FRC	
UCOBAC	

A total of 41 partners reported during Q1, same number of partners compared to Q1 2024. Overall, the West Nile/North districts had the highest number of partners reporting, with Yumbe, home to the Bidibidi settlement, with the highest number of reporting partners.

In contrast, the South West region saw fewer partners reporting; Isingiro district, where Nakivale and Oruchinga settlements are located, had the highest number of partners reporting in that area.

Operational Presence

Location District

All

Location Type

All

Location Name

All

Partner Type

All

Reporting Entity Name

All

Location District	Location Type	Location Name	Partner Type	Reporting Entity Name
ADJUMANI	Settlement	Adjumani (all settlements)	International NGO	JRS
ADJUMANI	Settlement	Adjumani (all settlements)	International NGO	LWF
ADJUMANI	Settlement	Adjumani (all settlements)	International NGO	WVI
ADJUMANI	Settlement	Adjumani (all settlements)	National NGO	PALM Corps
ADJUMANI	Settlement	Ayilo I	International NGO	FRC
ADJUMANI	Settlement	Ayilo II	International NGO	FRC
ADJUMANI	Settlement	Maaji II	International NGO	ACF
ADJUMANI	Settlement	Nyumanzi	International NGO	FRC
ADJUMANI	Settlement	Olua I	International NGO	FRC
ADJUMANI	Settlement	Pagirinya	International NGO	ACF
ADJUMANI	Settlement	Pagirinya	International NGO	FRC
ADJUMANI	Subcounty	DZAIPi	National NGO	CEFORD
ARUA	Subcounty	AROI	International NGO	ENABEL
ISINGIRO	Settlement	Nakivale	International NGO	ACF
ISINGIRO	Settlement	Nakivale	International NGO	COVID
ISINGIRO	Settlement	Nakivale	International NGO	FRC
ISINGIRO	Settlement	Nakivale	International NGO	LWF
ISINGIRO	Settlement	Nakivale	International NGO	NRC
ISINGIRO	Settlement	Nakivale	National NGO	HFU
ISINGIRO	Settlement	Nakivale	RLO	YARID

Operational Presence

No of Partners by District

