



# Cash and Voucher Assistance Dashboard

## Uganda Refugee Response Plan (RRP) 2024-2025

Q1 2025

January - March 2025

### Overview



Cash and voucher assistance (CVA) is vital for lifesaving and emergency support while also promoting financial inclusion in the refugee response. Increasingly delivered via digital channels like mobile money and bank accounts, cash assistance enables discreet, timely support, reduces delivery costs, and offers recipients greater choice – making it a preferred assistance method for refugees and humanitarian actors alike.

#### Results Analysis and Achievements in 2025:

In Q1, thirteen partners reached 314,087 refugee households with CVA, totaling UGX 67.45 billion - UGX 37.35 billion for food, UGX 11.5 billion for Multipurpose Cash (MPC), and UGX 18.58 billion for education, health, livelihoods, shelter, and protection. Additionally, 159,747 refugee households gained access to mobile money accounts and 1,500 to bank accounts, advancing financial inclusion.

The increase in families assisted with CVA is driven by WFP's transition to digital transfers, increasing those assisted with GFA through bank and mobile money accounts from 61% to 74% of their caseload (Dec 2023 – Dec 2024); UNHCR's cash support through mobile money to over 32,000 new arrivals in Q1 2025; continued MPC provision through primarily mobile money by the Uganda Cash Consortium (UCC); and other sector-specific cash initiatives.

In Q1, the CWG engaged donors on underfunding impacts and discussed adaptation strategies for continued CVA interventions, mapped transfer values and targeting methods, and supported partners via UNHCR Registration team in improving individual-level reporting. Monthly coordination meetings continued.

#### Key Challenges/ Opportunities 2025:

Funding cuts forced WFP to suspend food aid for 63% of refugee families after April 2025, prioritizing the most vulnerable. Cash will remain WFP's preferred delivery method; however, the reduced caseload (customer base) contributes to setbacks in CVA progress regarding financial service provider infrastructure development.

Reporting gaps at both programmatic and individual levels continue to hinder coordination. Activities such as financial service provider assessments/user preference, joint field missions, and national advocacy have been deprioritized. Nonetheless, the CWG will continue all activities that do not require financial resources to ensure ongoing coordination and harmonization of interventions.

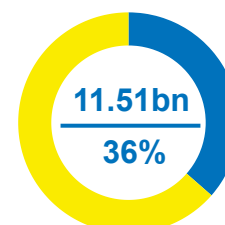
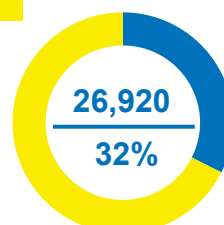
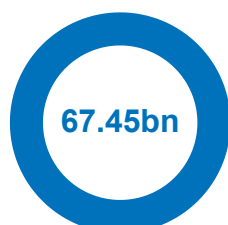
#### Sector Priorities for Q2 2025:

- Maintain dialogue with partners/donors on reporting issues; offer refresher trainings.
- Pilot GDT for cash distribution/verification.
- Reactivate sub-national coordination in West Nile and Southwest.
- Advance the cash learning agenda with partners and donors, focusing on large grants, harmonization, and financial inclusion.
- Roll out the Post-distribution Monitoring Framework to improve documentation and advocacy.
- Continue support to National Financial Inclusion Strategy II.
- Engage financial service providers to improve services and refugee inclusion.

### Key Indicators

Actual

Gap



Households receiving any form of cash-based assistance\*

Target: 221,000

Total amount of cash based transfers provided to beneficiaries

Households receiving multipurpose cash-based assistance

Target: 83,000

Total Amount of multipurpose cash and voucher assistance provided

Target: 31.6 billion UGX

Achievements data: ActivityInfo

Author: UNHCR Representation in Uganda

Feedback: [ugakaimug@unhcr.org](mailto:ugakaimug@unhcr.org)

For more info: <https://data.unhcr.org/en/country/uga>

Sectors contacts: Matilda Jerneck  
jerneck@unhcr.org  
+256770532244

Stephen Adeun  
adeun@unhcr.org  
+256771898932

Published: May 2025

Note: indicators marked with \* add up multiple forms of cash and voucher assistance including general food assistance, MPCT and sector specific cash





# Cash and Voucher Assistance Dashboard

## Uganda Refugee Response Plan (RRP) 2024-2025

Q1 2025

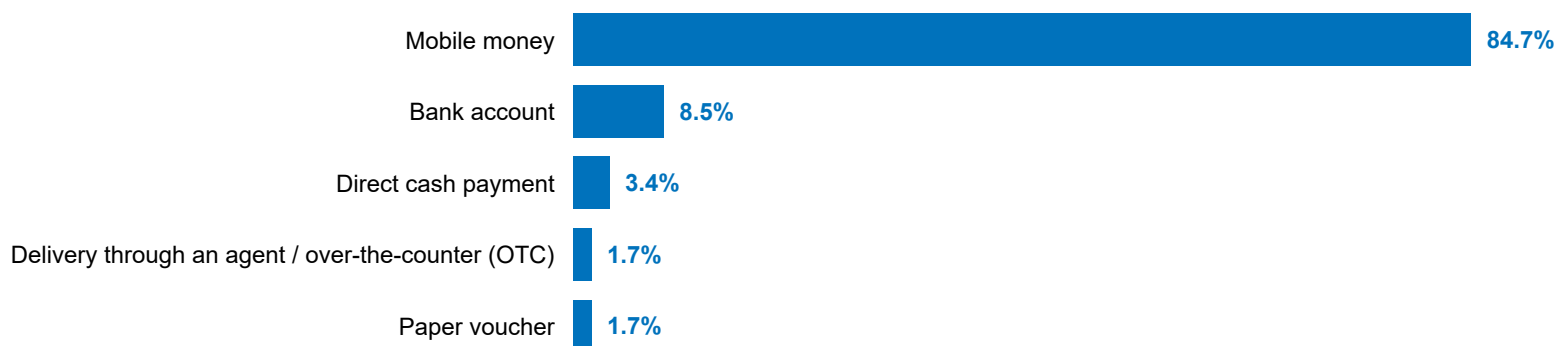
January - March 2025

### Objective 1: Access to cash and voucher assistance for basic needs expanded

Indicator	Actual	Target/Standard ('25)	Actual 	Gap 
<b>Households receiving any form of cash-based assistance*</b>				
- Congolese Refugees	144,142	116,600	>100%	
- South Sudanese Refugees	96,972	100,400	97%	
- Sudanese Refugees	7,670	100,400	8%	
- Other refugees	65,303	4,000	>100%	
<b>Households receiving multi-purpose cash-based assistance</b>				
- Congolese Refugees	13,788	34,000	41%	
- South Sudanese Refugees	9,575	47,000	20%	
- Sudanese refugees	3,557	47,000	8%	
- Other refugees	0	2,000	0%	
<b>Amount of multi-purpose cash and voucher assistance</b>				
- Congolese Refugees	6.08bn	21.4bn	28%	
- South Sudanese Refugees	4.09bn	8.8bn	47%	
- Sudanese refugees	1.34bn	8.8bn	15%	
- Other refugees	0.00bn	1.4bn	0%	

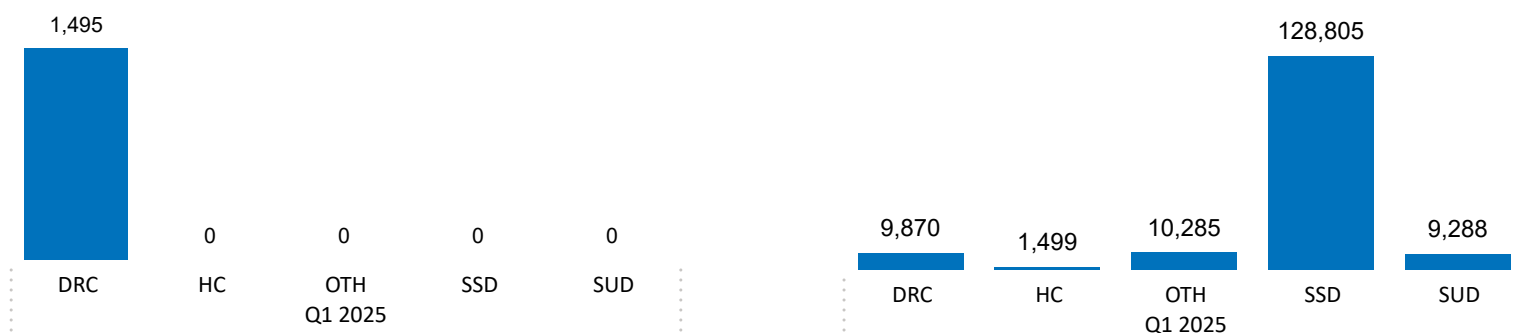
### Objective 2: Financial inclusion and access to financial services promoted

#### Cross Sectoral Cash Assistance by Delivery Mechanism (UGX)



#### Number of newly enrolled households in bank account (1,495)

#### Number of newly enrolled households in mobile money (159,747)



DRC = Congolese refugees, SSD = South Sudanese refugees, OTH = Other refugees, HC = Host Community

Note: indicators marked with \* add up multiple forms of cash and voucher assistance including general food assistance, MPCT and sector specific cash



# Cash and Voucher Assistance Dashboard

## Uganda Refugee Response Plan (RRP) 2024-2025

Q1 2025

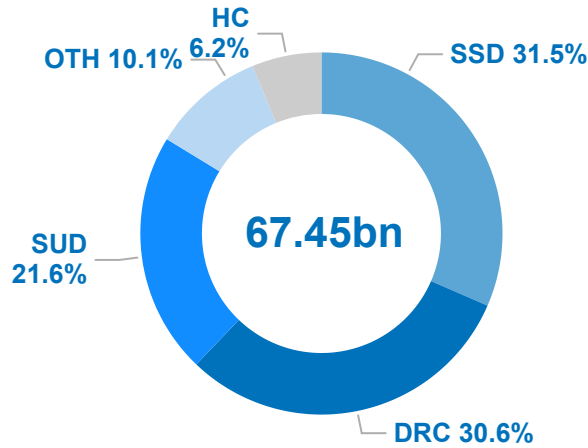
January - March 2025

Objective 2: Financial inclusion and access to financial services promoted




Cross-sectoral analysis of all cash-based interventions including cash for Genal Food Assistance (amounts in UGX)

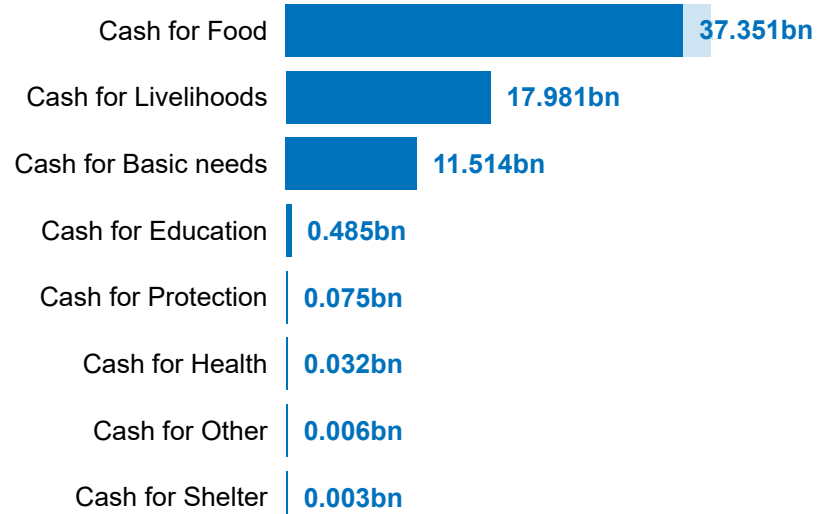
### Cash transfers by beneficiary type



### Amount of cash transfers by partner (in billions)

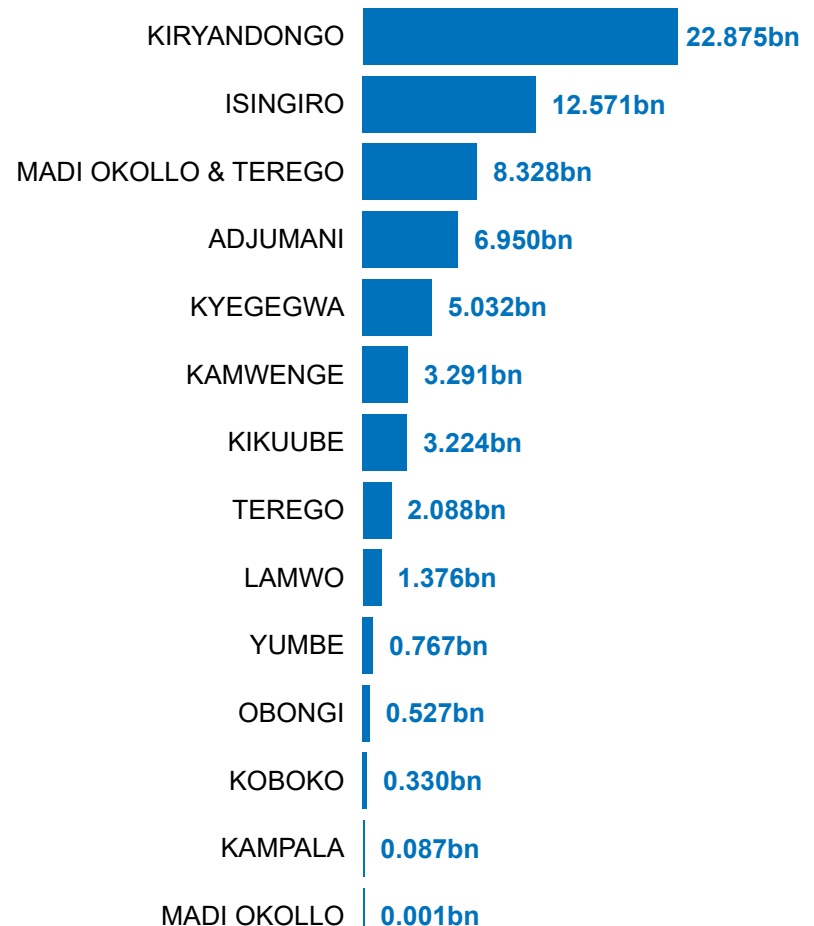


### Amount of cash transfers by sector (in billions)



**Note:** For Livelihoods & Resilience the value of CVA interventions is only based on cash-for-work, and amounts for households who received productive assets through cash. Host community interventions are included in all cases.


### Amount of cash transfers by district (in billions)



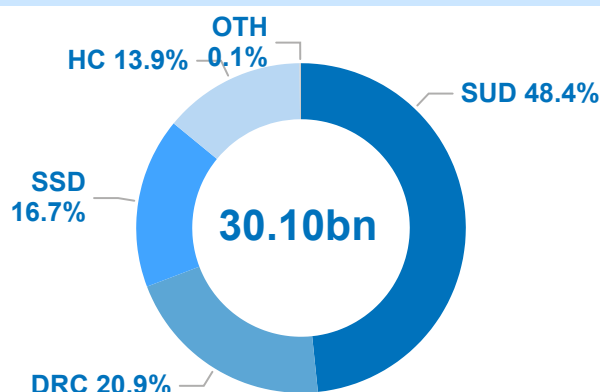
### Objective 2: Financial inclusion and access to financial services promoted

Cross-sectoral analysis of all cash-based interventions excluding cash for General Food Assistance (amounts in UGX)

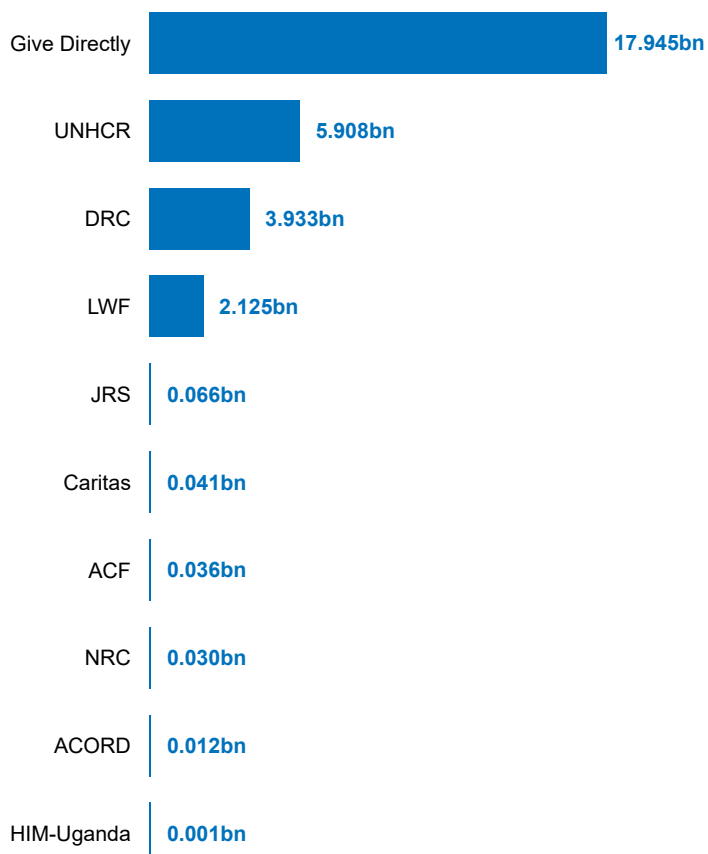
#### Cash Assistance by Delivery Mechanism (UGX)



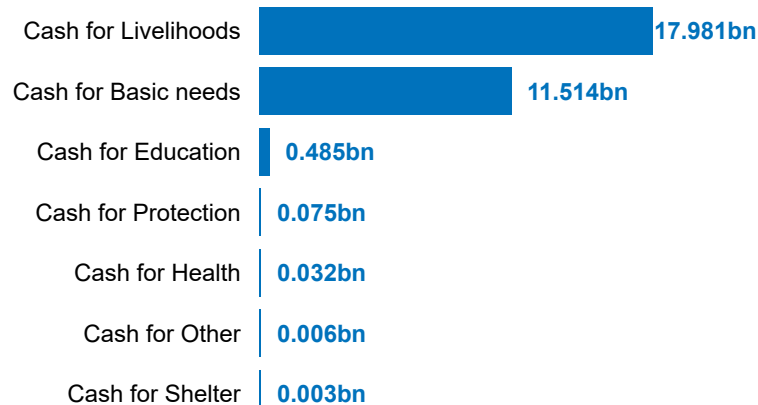
#### Cash transfers by beneficiary type



#### Amount of cash transfers by partner (in billions)

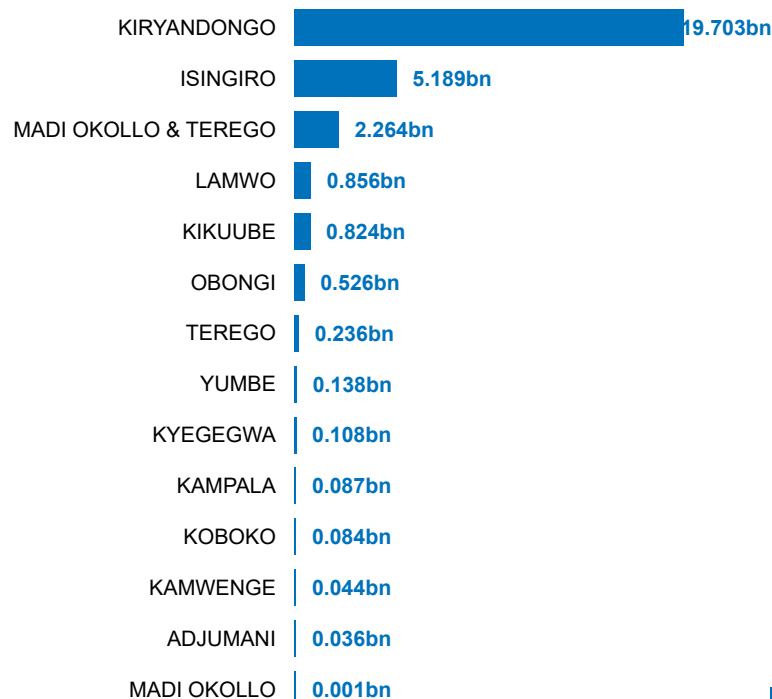


#### Amount of cash transfers by sector (in billions)



**Note:** For Livelihoods & Resilience the value of CVA interventions is only based on cash-for-work, and amounts for households who received productive assets through cash. Host community interventions are included in all cases.

#### Amount of cash transfers by district (in billions)





# Cash and Voucher Assistance Dashboard

Q1 2025



## Uganda Refugee Response Plan (RRP) 2024-2025

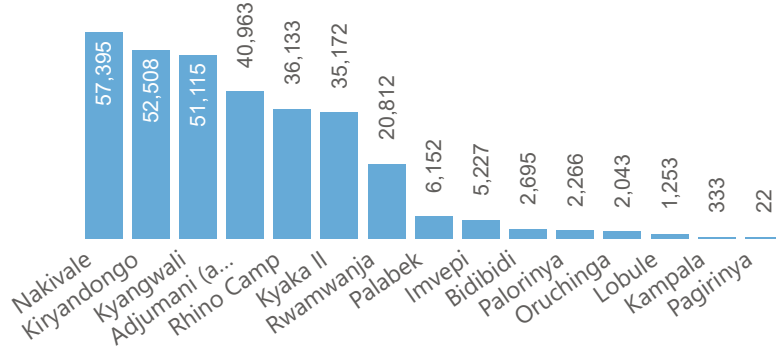
January - March 2025

### SETTLEMENT COMPARISON & TRENDS ANALYSIS

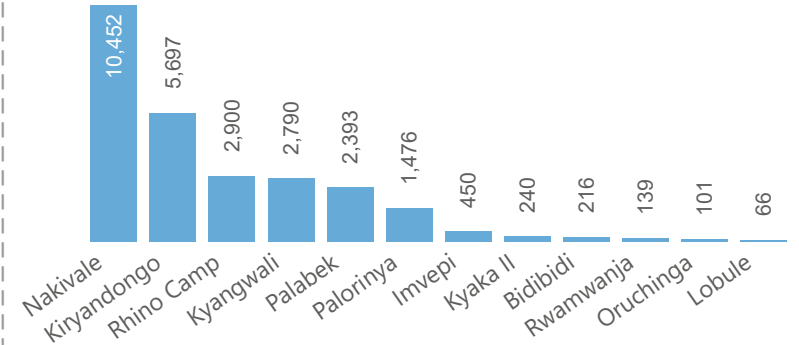


#### Objective 1: Access to cash and voucher assistance for basic needs

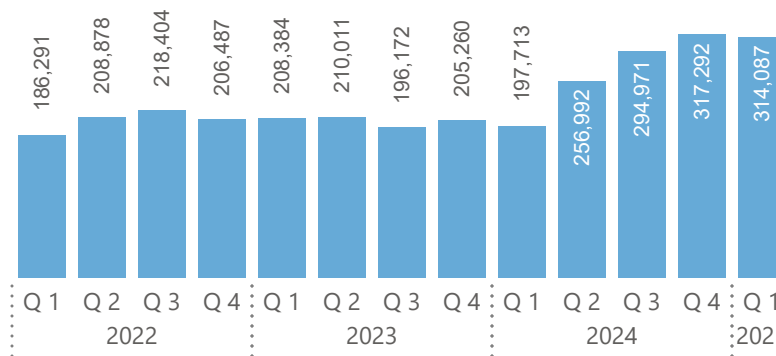
Households that have received any form of cash based assistance in Q1 by location



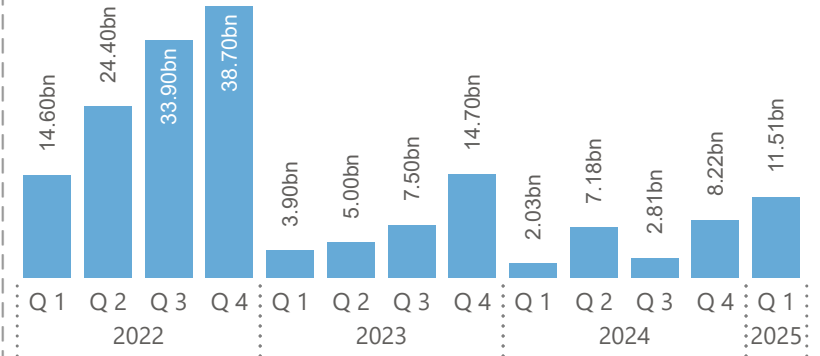
Multi purpose cash beneficiaries in Q1 by location



Households that received any form of cash based assistance over the years



Total amount of multipurpose cash and voucher assistance provided over the years (in billion UGX)

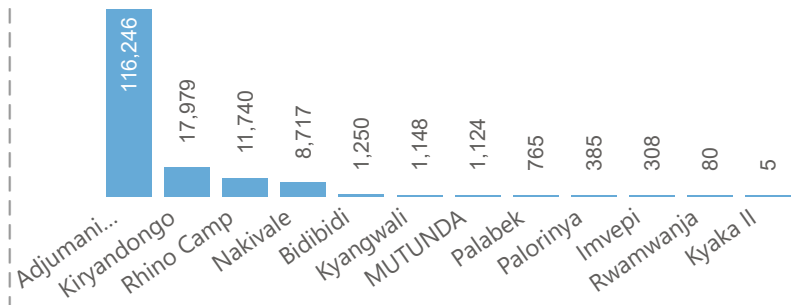


#### Objective 2: Financial inclusion and access to financial services promoted

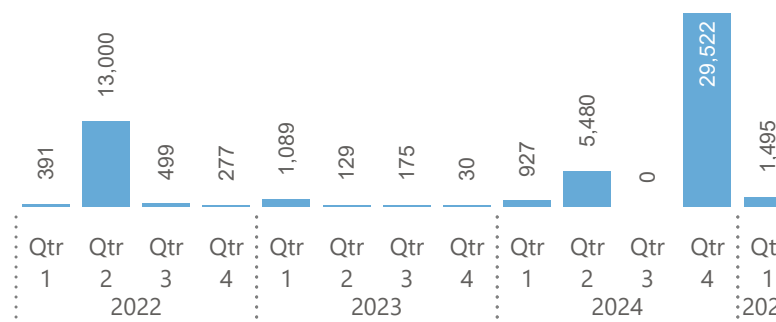
Newly enrolled households in bank account in Q1 by location



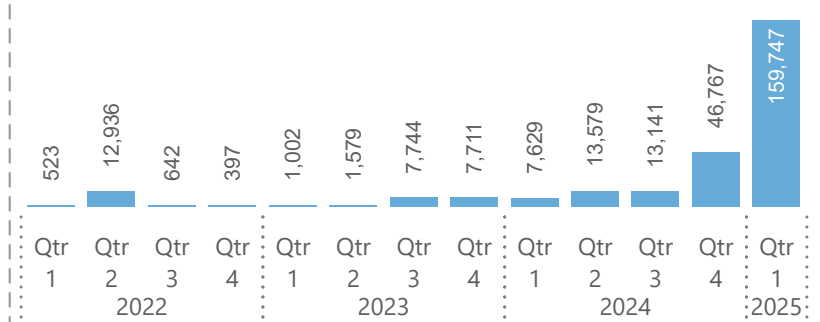
Newly enrolled households in mobile money in Q1 by location



Households enrolled in bank account over the years



Households enrolled in mobile money over the years





# Cash and Voucher Assistance Dashboard

## Uganda Refugee Response Plan (RRP) 2024-2025

Q1 2025

January - March 2025

### Partners

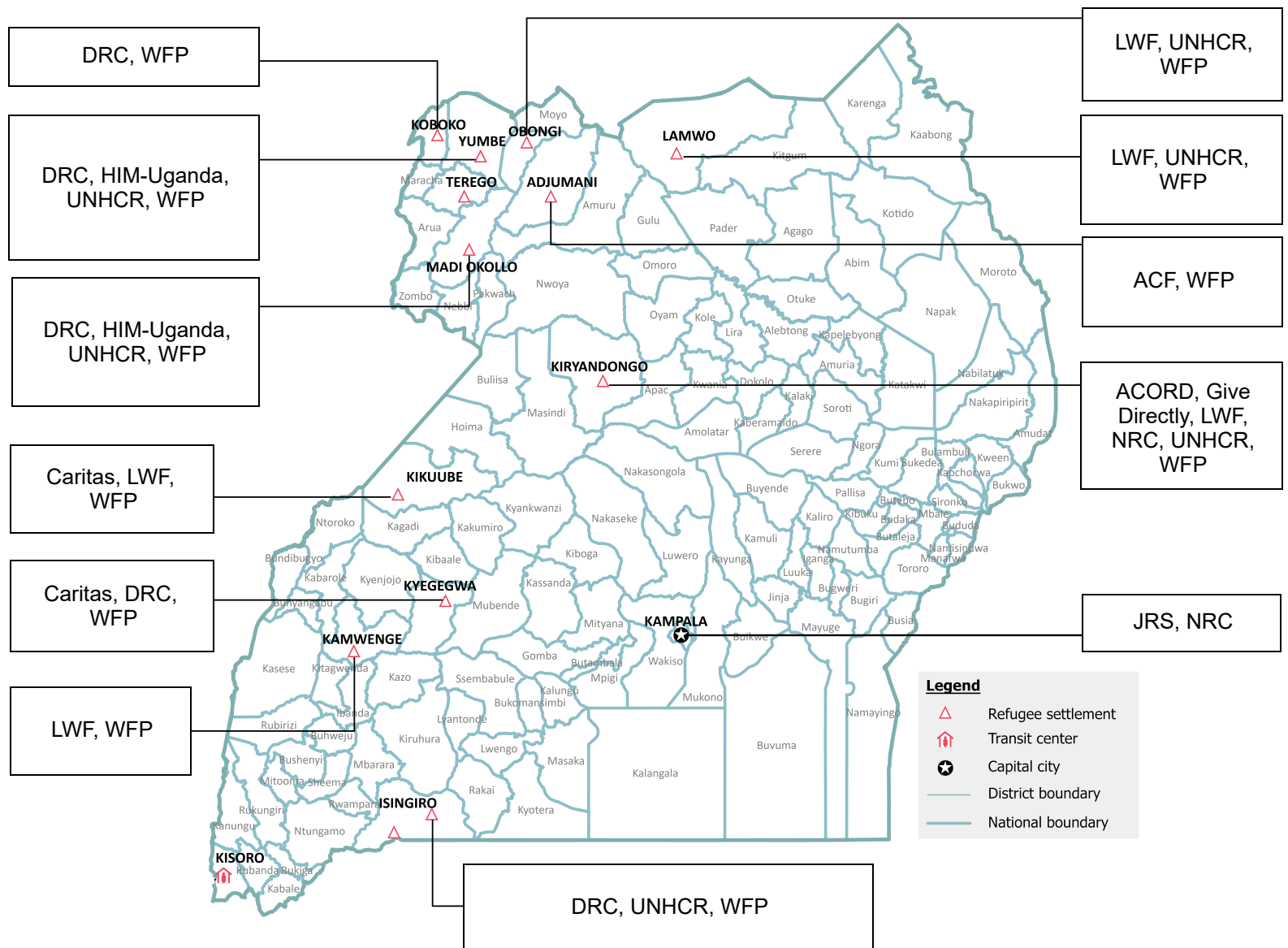


13

Partners

Action Against Hunger (ACF) | Agency for Cooperation and Research in Development (ACORD) | Caritas | ChildFund International (CFI) | DanChurchAid (DCA) | Danish Refugee Council (DRC) | Give Directly | His Sickles International Mission (HIM-Uganda) | Jesuit Refugee Service (JRS) | Lutheran World Federation (LWF) | Norwegian Refugee Council (NRC) | United Nations High Commissioner for Refugees (UNHCR) | World Food Programme (WFP)

### Operational Presence based on activities reported during January - March 2025



The boundaries and names shown and the designations on this map do not imply official endorsement or acceptance by the United Nations

Achievements data: ActivityInfo

Author: UNHCR Representation in Uganda

Feedback: [ugakaimug@unhcr.org](mailto:ugakaimug@unhcr.org)

For more info: <https://data.unhcr.org/en/country/uga>

Sectors contacts: Matilda Jerneck  
jerneck@unhcr.org  
+256770532244

Stephen Adeun  
adeun@unhcr.org  
+256771898932

Published: May 2025



# Cash and Voucher Assistance Dashboard

Q1 2025



Uganda Refugee Response Plan (RRP) 2024-2025


January - March 2025

## Performance Indicator Summary

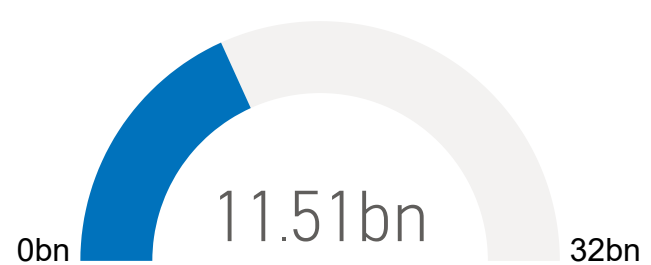


### OUTCOME 1: Cash Based Interventions

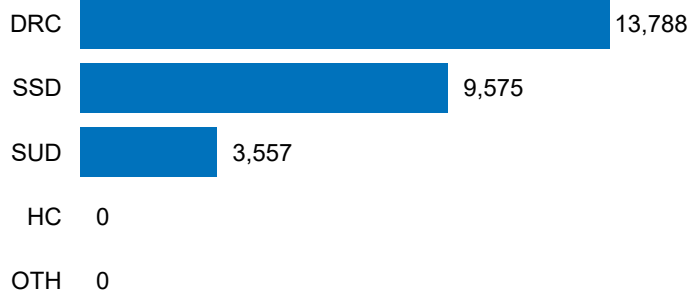
# of households provided with cash and voucher assistance for basic needs



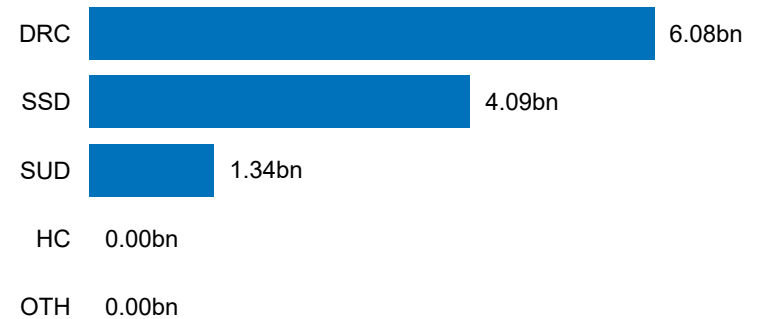
Total amount of cash transfers for basic needs (UGX)



# of households (non PSN) provided with cash and voucher assistance for basic needs



Total amount of cash transfers (UGX) for basic needs

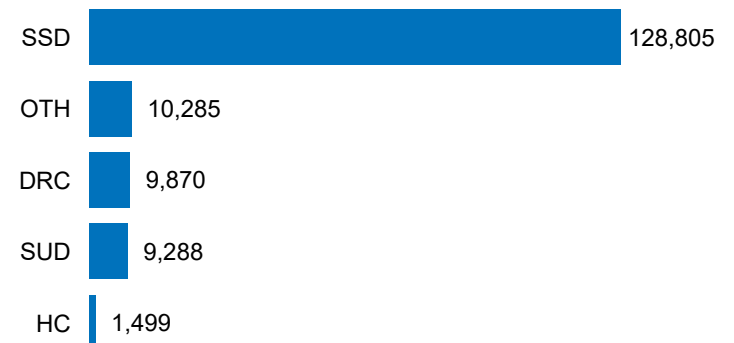


### OUTCOME 2: Financial Inclusion

# of newly enrolled households in bank account



# of newly enrolled households in mobile money



Link to: [UCRRP Information Center](#)