UNHCR Libya

97,505 Individuals | **43,816** Cases | **2.23** AVG Case Size

Registration Dashboard
1 August 2025

Legal Status: All
Urban or DC: All
Gender: All
Mantika: All

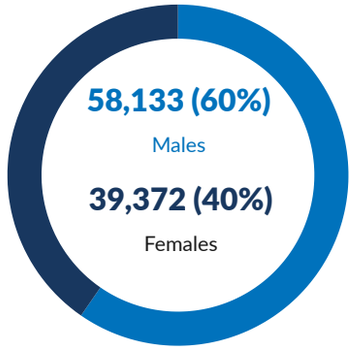

19,702 (20%) Boys
37,177 (38%) Men
24,077 (25%) Single Males
1,254 (1%) Elderly Men (60+)

17,213 (18%) Girls
21,404 (22%) Women
2,768 (3%) Single Females
755 (1%) Elderly Women (60+)

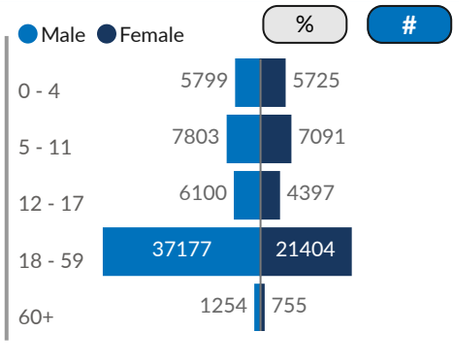

Place of Residence

Mantika	# of Individuals	% of Individuals
Tripoli	43,896	45.02%
Aljfara	24,603	25.23%
Misrata	7,485	7.68%
Azzawya	6,075	6.23%
Unknown	3,421	3.51%
Almargeb	3,385	3.47%
Zwara	3,130	3.21%
Benghazi	2,170	2.23%
Al Jabal Al Gharbi	880	0.90%
Ejdabia	436	0.45%
Al Jabal Al Akhdar	375	0.38%
Sebha	318	0.33%
Tobruk	203	0.21%
Nalut	186	0.19%
Almarj	168	0.17%
Sirt	163	0.17%
Murzuq	158	0.16%
Wadi Ashshati	149	0.15%
Derna	97	0.10%
Aljufra	75	0.08%
Alkufra	73	0.07%
Ubari	59	0.06%

New Registration / Closure

Refugee Trends

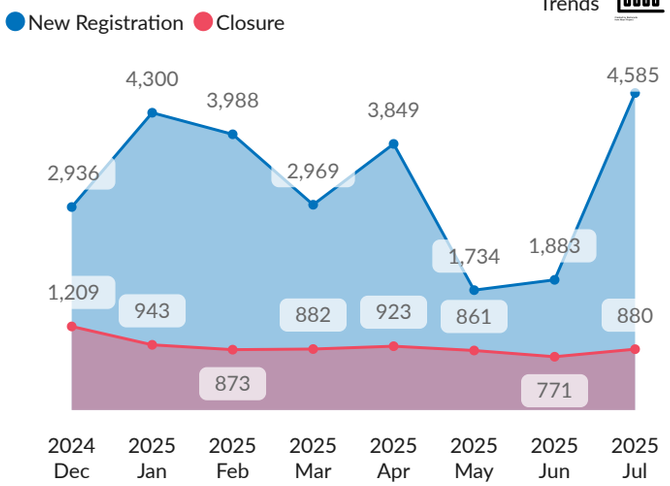

Nationality

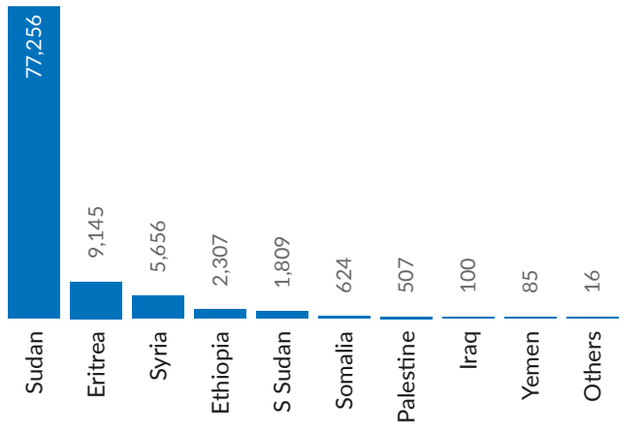

Education level in the country of origin

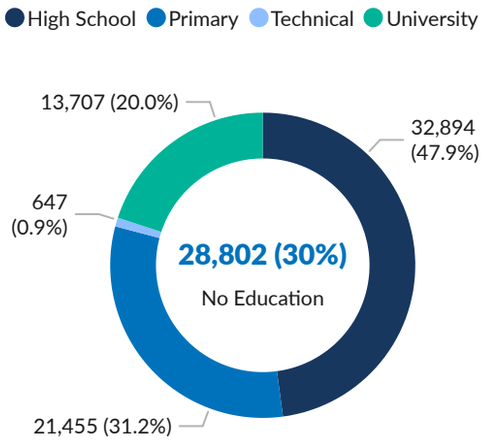

Specific Needs Categories

Categories	Individuals	% Value
Child at risk	13,079	13.86%
Disability	1,635	1.73%
Family unity	1,635	1.73%
Older person at risk	507	0.54%
Serious medical condition	9,418	9.98%
SGBV	2,922	3.10%
Single parent	3,014	3.19%
Specific legal and physical protection needs	51,995	55.10%
Torture	1,765	1.87%
Unaccompanied or separated child	2,016	2.14%
Woman at risk	6,371	6.75%

* Specific needs categories can only be filtered by Nationality

Occupation in the country of origin

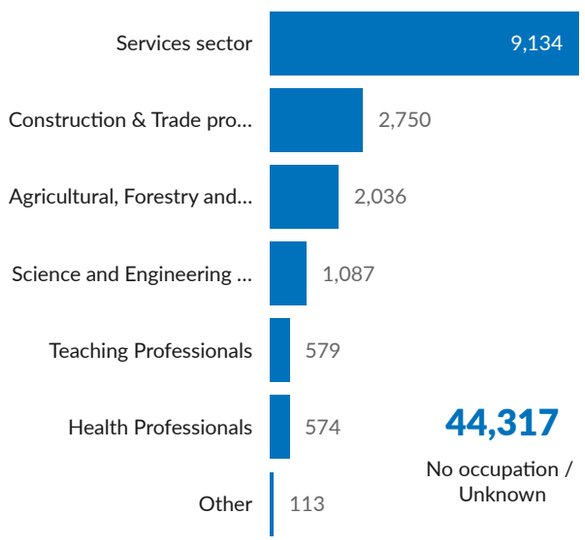

44,317
No occupation / Unknown

* data contains only adult population

Map | Flow

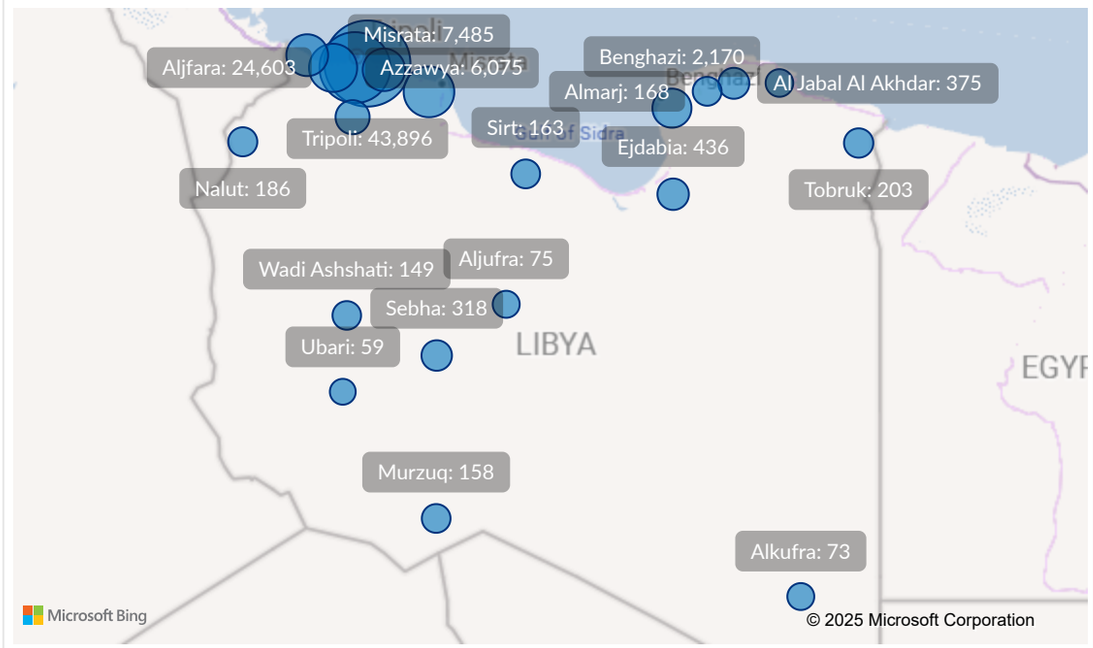

Publication date: 1 August 2025; Source: UNHCR Libya; Contact: lbytunupdate@unhcr.org