EGYPT

Registered Population (Refugees and Asylum Seekers)

as of 31 July 2025

1,020,327 Registered population

408,843 Registered households

73.5% Women and children

18.85% Persons with specific needs

Age & gender of registered population

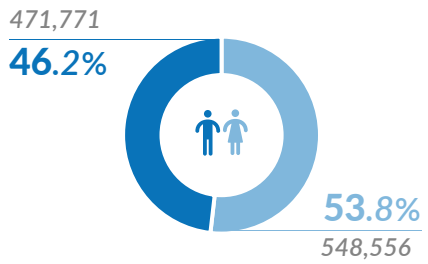

Male	%	Age	%	Female
32,895	3%	60+	4%	37,191
237,947	24%	18 - 59	31%	316,502
73,698	7%	12 - 17	7%	72,463
83,985	8%	5 - 11	8%	80,445
43,246	4%	0 - 4	4%	41,955

Male ■ ■ Female

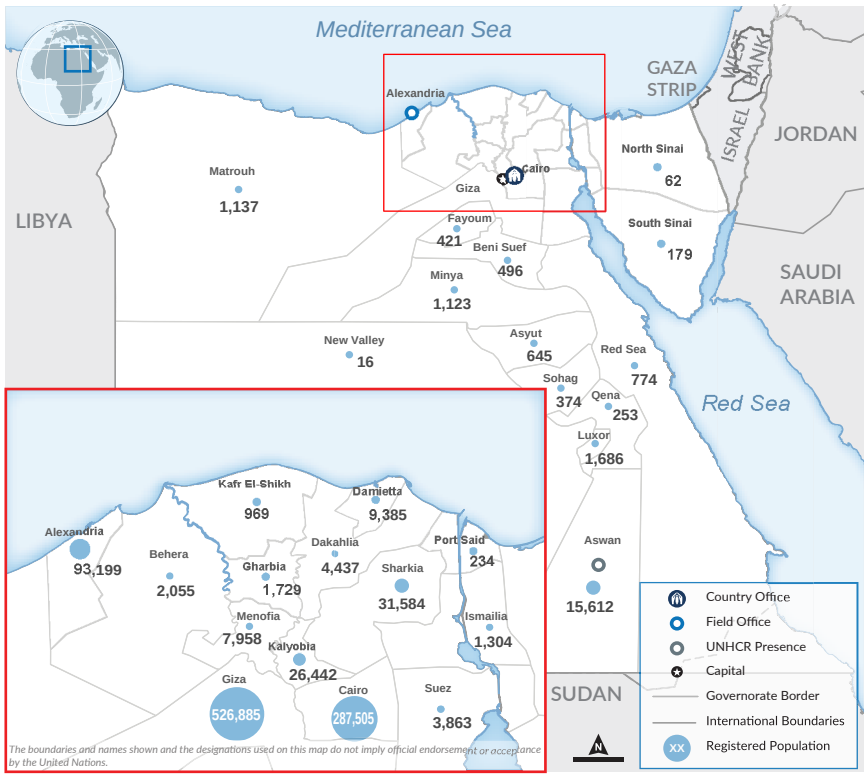

Persons with specific needs*

Unaccompanied or separated children	10,365	5%
Older persons at risk	3,884	2%
Children at risk	17,408	9%
Disabilities	21,543	11%
Women at risk	4,191	2%

Individuals who may face particular vulnerabilities and barriers to access services and protection, due to factors such as age, disability, health conditions, or other vulnerabilities. For more information please click on the link here.

Population by nationality

755,646 Sudanese

127,753 Syrians

136,928 Other Nationalities

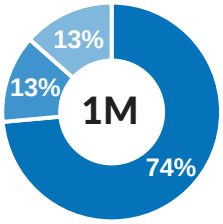

Population growth

Percentage growth in Sudanese refugee numbers versus all nationalities between 31 March 2023 (pre Sudan crisis) and 31 July 2025.

Sudanese increase **1143%**

Overall increase **248%**

Trend of population by nationality

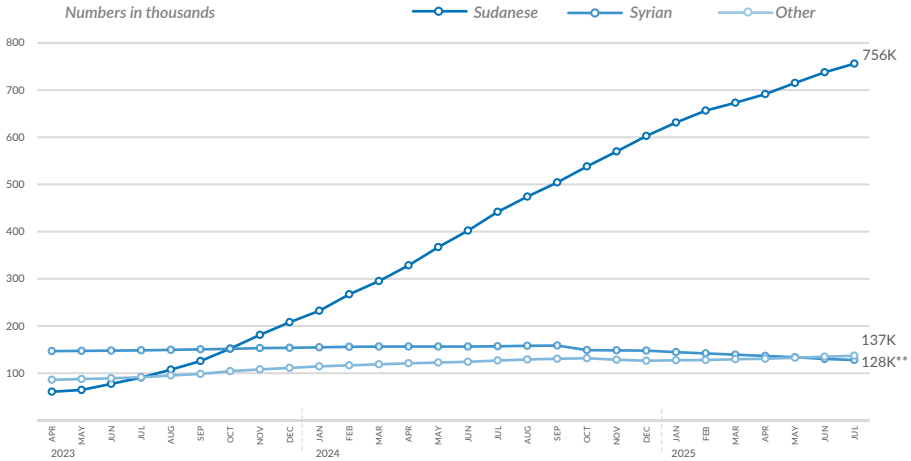

** Syrian refugee numbers dropped since October 2024 as UNHCR resumed inactivating cases who did not renew their documents. Additionally, following recent political developments in Syria, there has been a significant increase in asylum closure requests from Syrian refugees.

UNHCR is grateful for the contributions from its donors

Private contributions from Australia, Canada, Germany, Italy, Japan, the Republic of Korea, Spain, UK and USA.

Creation Date : 6 August 2025 | **Data Source** : UNHCR Operational Data Management Unit | **Feedback** : UNHCR Information Management Unit: arecaim@unhc.org