SOMALIA

Internal Displacements Monitored by Protection & Solutions Monitoring Network (PSMN)

June 2025

View the interactive dashboard here: http://prmn-somalia.unhcr.org/

TOTAL DISPLACEMENTS

17,000 in Jun | **183,000** (Jan - Jun 2025) | **239,000** (Jan - Jun 2024)

The UNHCR-led PSMN implemented in partnership with NRC reported **17,000** internal displacements in the month of June 2025. Out of these, **4,000** were caused by conflict or insecurity, **3,000** by drougt, while **7,000 displaced by floods**. Approximately **3,000** were displaced due to other reasons

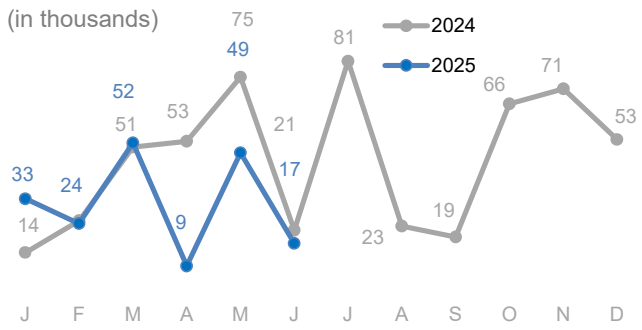

BY REGION (Jan - Jun 2025)

	DEP	ARR
Awdal		
Bakool	4,240	1,270
Banadir	2,840	31,400
Bari	18,330	22,700
Bay	6,680	3,750
Galgaduud	1,270	1,070
Gedo	7,450	12,130
Hiraan	5,480	5,020
Lower Juba	14,680	17,790
Lower Shabelle	13,640	410
Middle Juba	5,270	2,270
Middle Shabelle	77,040	62,930
Mudug	3,220	3,210
Nugaal	5,410	5,420
Sanaag	9,160	4,430
Sool	5,500	5,540
Togdheer	2,940	3,810
Woq. Galbeed		

BY DISTRICT (Jan - Jun 2025)

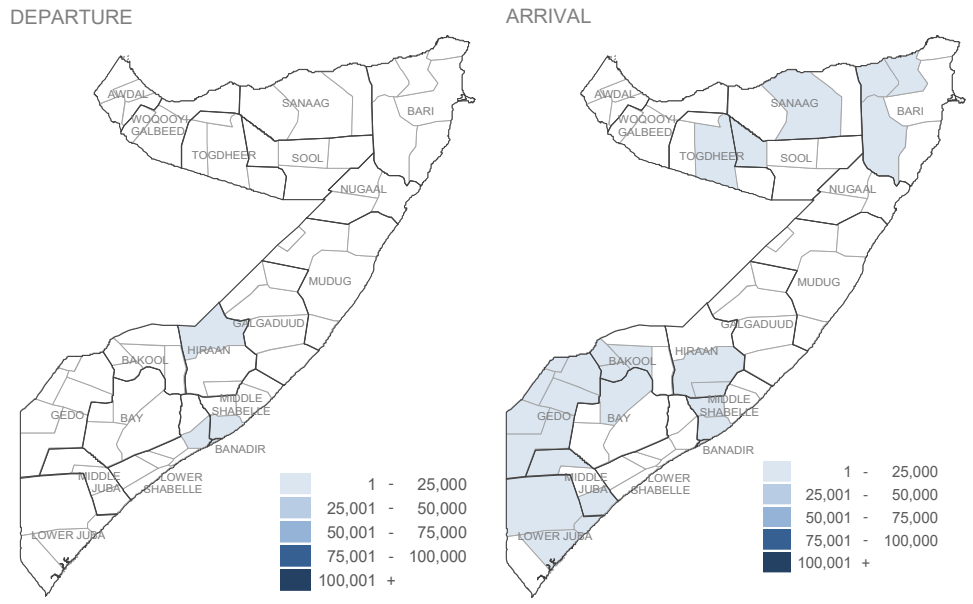

CONFLICT / INSECURITY DISPLACEMENTS

4,000 in Jun | **93,000** (Jan - Jun 2025) | **81,000** (Jan - Jun 2024)

Major displacement arrivals owing to conflict/insecurity occurred in **Afmadow** (600) and **Bossaso** (500). This accounted for 83% of all conflict related arrival displacements.

Afmadow (600) and **Qandala** (500) districts recorded the highest number of departure displacements in the month of June.

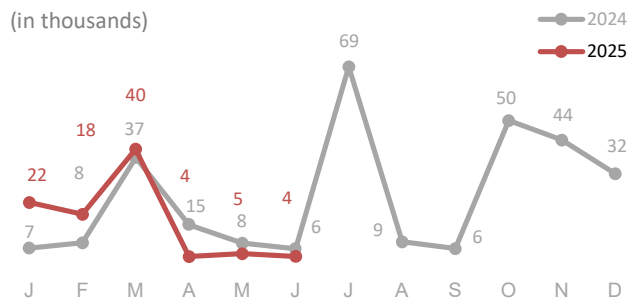

BY REGION (Jan - Jun 2025)

	DEP	ARR
Awdal		
Bakool	2,360	360
Banadir	30	23,730
Bari	16,750	19,710
Bay	1,540	740
Galgaduud	220	80
Gedo	4,890	7,720
Hiraan	3,000	2,840
Lower Juba	5,300	7,270
Lower Shabelle	11,830	330
Middle Juba	3,770	2,030
Middle Shabelle	34,420	22,140
Mudug	530	470
Nugaal		20
Sanaag	4,790	1,480
Sool	1,510	1,520
Togdheer	1,870	2,370
Woq. Galbeed		

BY DISTRICT (Jan - Jun 2025)

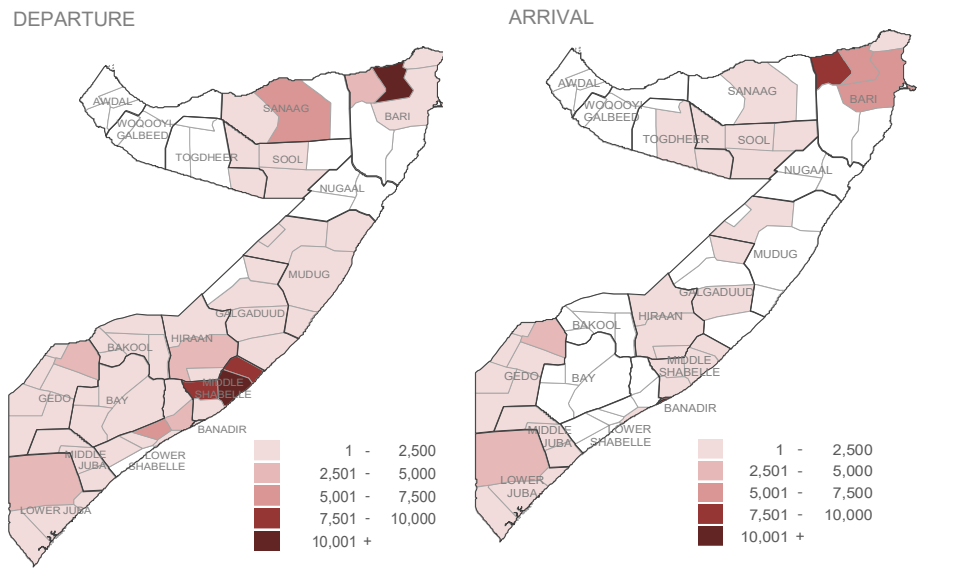

DROUGHT RELATED DISPLACEMENTS

3,000 in Jun | **28,000** (Jan - Jun 2025) | **200** (Jan - Jun 2024)

The highest displacement arrivals due to drought in March occurred in **Ceerigaabo** (1000), **Qansax Dheere** (400) and **Baidoa** (200) districts.

Major diplacement departures owing to drought also occurred in **Ceerigaabo** (1000) and **Qansax Dheere** (600) dictricts.

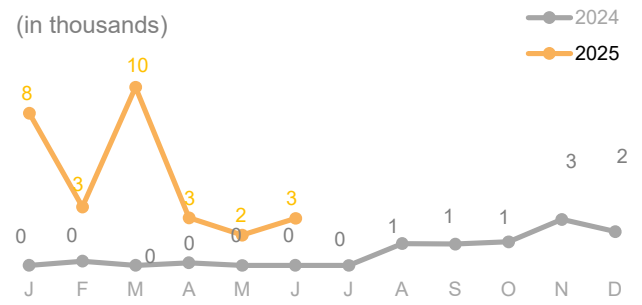

BY REGION (Jan - Jun 2025)

	DEP	ARR
Awdal		
Bakool	1,472	847
Banadir	5	4,691
Bari	605	754
Bay	3,760	2,309
Galgaduud	855	874
Gedo	662	1,231
Hiraan	2,295	2,138
Lower Juba	7,952	8,931
Lower Shabelle	1,707	57
Middle Juba	1,234	242
Middle Shabelle	2,000	476
Mudug	911	918
Nugaal	79	64
Sanaag	2,585	2,538
Sool	2,079	1,891
Togdheer	122	362
Woq. Galbeed		

BY DISTRICT (Jan - Jun 2025)

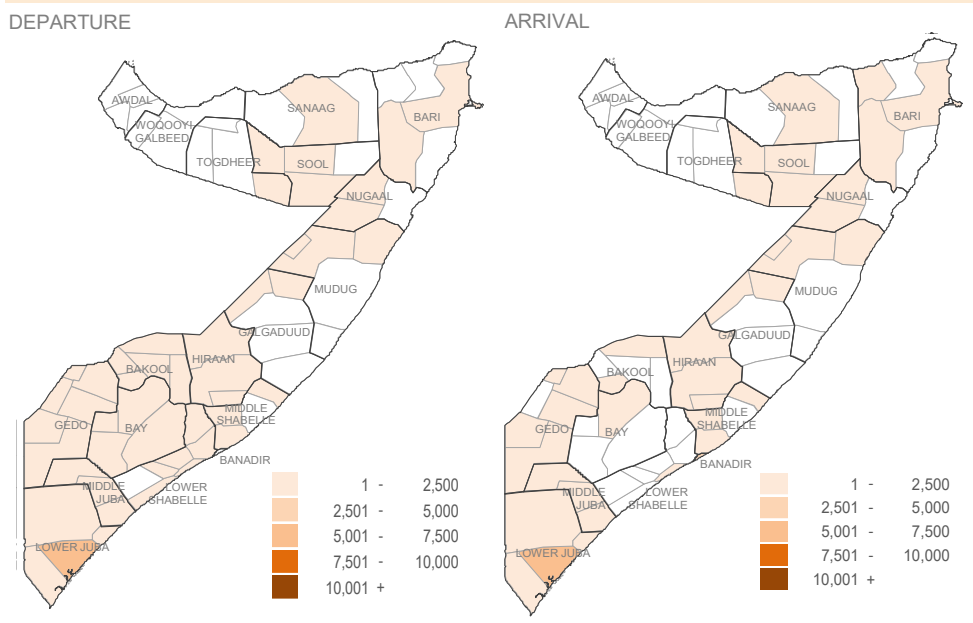

FLOOD DISPLACEMENTS

7,000 in Jun | **45,000** (Jan - Jun 2025) | **120,800** (Jan - Jun 2024)

The highest displacements owing to floods in the month of June were all intra-district, including **Garoowe** (3600), **Balcad** (3000) and **Kismayo** (530).

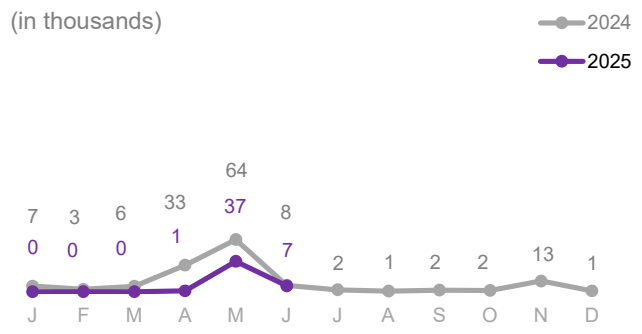

BY REGION (Jan - Jun 2025)

	DEP	ARR
Awdal		
Bakool		10
Banadir	2,690	2,930
Bari	440	710
Bay	110	100
Galgaduud		
Gedo		
Hiraan	10	
Lower Juba	650	720
Lower Shabelle	20	
Middle Juba	60	
Middle Shabelle	37,400	37,180
Mudug	170	170
Nugaal	3,610	3,610
Sanaag	260	
Sool		
Togdheer		
Woq. Galbeed		

PRIORITY NEED ON ARRIVAL (Jun in %)

Awdal								
Bakool	49		42	9				
Banadir			100					
Bari	6	10	77	7				
Bay	82		18					
Galgaduud								
Gedo	85	1	10	5				
Hiraan			100					
Lower Juba	81	2	7	9			2	
Lower Shabelle								
Middle Juba								
Middle Shabelle	3		97					
Mudug	58		27	14				
Nugaal	5		95					
Sanaag	18	9	65	5			2	
Sool	19		81					
Togdheer	96		4					
Woq. Galbeed								

AGE & GENDER (2025)

Female	Age	Male
11%	0-4	11%
12%	5-11	13%
10%	12-17	10%
14%	18-59	12%
3%	60+	4%

Women & chidren **85%**

Disaggregated data for displaced persons are based on those displacement reports where data has been collected at household level during the year.

NEED

Food	Protection
Water	Livelihood
Shelter	Humanitarian Aid
Health	Transport
Other	

About PRMN

The PSMN (Protection & Solutions Monitoring Network) is a UNHCR-led project which identifies and reports on displacements (including returns) of populations in Somalia. The network also identifies and reports on protection risks and incidents underlying such movements. Only figures collected by PSMN are reported above. Not all displacements in Somalia are captured. This dashboard should be read in conjunction with the Notes on PSMN Methodology (https://data2.unhcr.org/en/documents/details/53888) which outline the approach and certain limitations. The figures shown are for numbers of individuals and are based on interviews with key informants and/or displaced hoseholds at destination (unless otherwise noted). Further information and datasets available on request use contact below.

Partner

NRC NORWEGIAN REFUGEE COUNCIL

UNHCR is grateful for the generous contributions of donors who have directly contributed to the UNHCR Somalia operation in 2025

United Nations CERF Central Emergency Response Fund

Internal Displacement Solutions Fund

From the People of Japan