

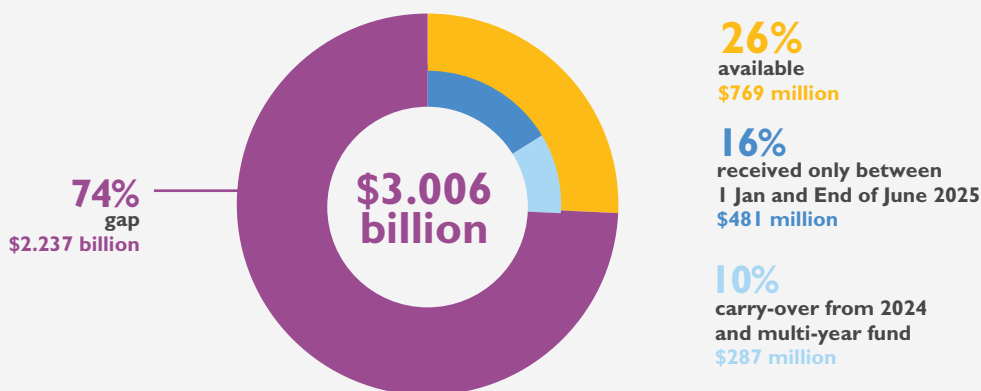
LRP and Flash Appeal 2025 Available

\$3.006 billion

\$769 million

\$481 million received between January and End of June 2025 plus
\$287 million of funds received in 2024 for 2025 projects +
carry-over

LRP 2025 Funding Available *Based on Partner Reporting*



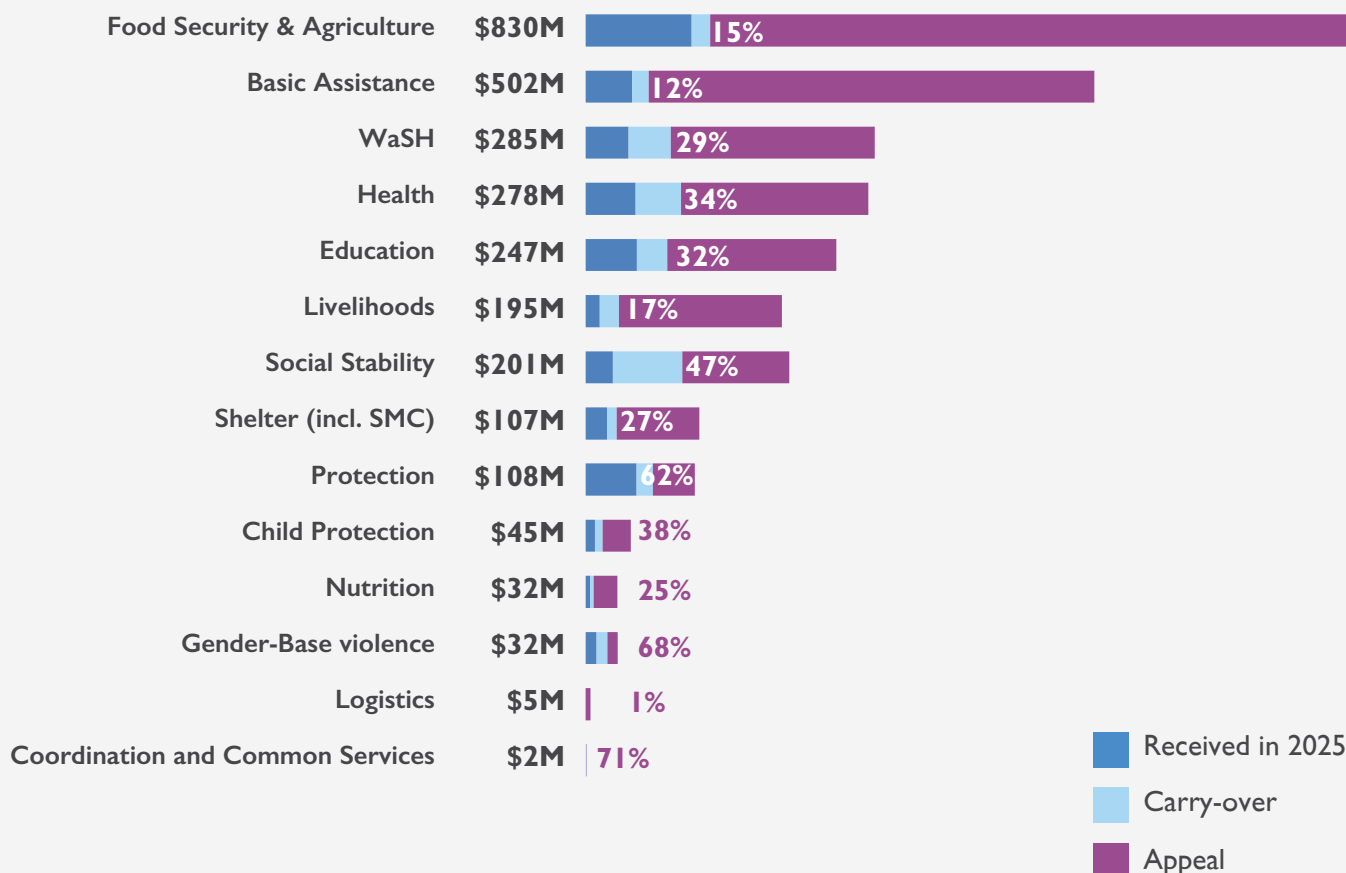
2025 LRP Donors

Adaptation Fund, Australia, Austria, Belgium, Bulgaria, Canada, Central Emergency Response Fund - CERF, Chaine du Bonheur/Swiss Solidarity, Core funds, Denmark, Disasters Emergency Committee (DEC), Education Cannot Wait Fund, European Union, Finland, France, Germany, Giro555, Global Fund for Fighting AIDS, Tuberculosis and Malaria, Iceland, Ireland, Italy, Japan, Japan Platform, Korea, Republic Of, LHF-OCHA, Lithuania, Luxembourg, Monaco, Netherlands, New Zealand, Norway, Oman, Pandemic Fund, Peacebuilding Fund (PBF), Philippines, Private Donors, Qatar, Regional Development and Protection Program, Slovak Republic, Spain, Sweden, Switzerland, Theirworld, UN Trust Fund for Human Security (UNTFHS), UNDP Funding Window for Nature, Climate and Energy, United Kingdom, United States Of America, Women's Peace and Humanitarian Fund

Direct recipients*

ABAAD, ACF Spain, ACTED, ADRA, AICA, AIDA Ayuda, AMEL, ANERA, AVSI, Ana Aqra, Arche Nova, Basmeh-zeitooneh, CARE, CESVI, CISP, COOPI, Caritas Lebanon, DCA, DRC, Doria Feminist Fund, Embrace, FAO, HAND, Himaya, Humedica, IMC, IOCC Lebanon, IOM, IRC, Imam Sadr Foundation, Intersos, JRS, LHF, MAG, MAP-UK, MCC, MDM, MEDAIR, Magna Lebanon, NRC, Nabad, Naba'a, OXFAM, PCPM, PU-AMI, Plan International, RESTART Lebanon, RI, Rahma Association, SCI, SIDC, SPHERE Building Tomorrow-SBT, Skoun, Solidarités international, Swedish red cross, Tabitha-Dorcas, Tahaddi Lebanon, TdH-It, TdH-L, UN WOMEN, UNDP, UNESCO, UNFPA, UNHCR, UNICEF, UNOPS, UNRCO, UNRWA, WFP, WHO, WRF, WVI, We World GVC, Welthungerhilfe

2025 Funding Received and Allocated: LRP Including Flash Appeal

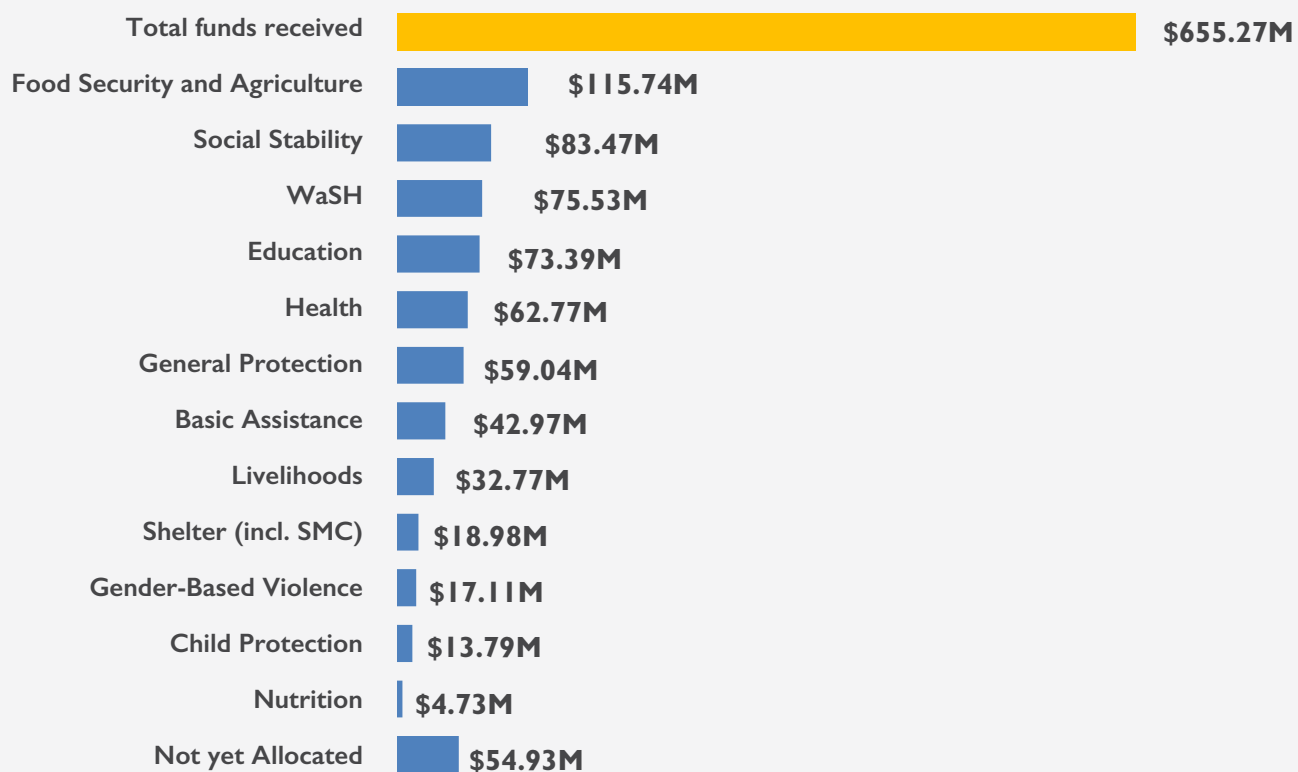


Contributions to the LRP and Flash Appeal in 2025 reported by UN and NGO implementing partners by sector in USD (1 Jan – 30 June 2025)

Sector	A. Received in 2025	B. Carry over from 2024	C. Available in 2025	Appeal 2025 (Needs)	Percent Funded (2025 received alone)	Percent Funded (2025 received + Carry over from 2024)
Total	481.65M	287.76M	769.42M	3006.75M	16%	26%
Basic Assistance	45.60M	16.50M	62.09M	501.76M	9%	12%
Coordination and Common Services	0M	0.88M	0.88M	1.25M	0%	71%
Education	50.48M	29.87M	80.33M	247.32M	20%	32%
Energy	0M	0M	0M	50M	0%	0%
Food Security and Agriculture	104.42M	18.30M	122.71M	830M	13%	15%
Health	49.10M	44.83M	93.92M	278.72M	18%	34%
Livelihoods	13.87M	18.90M	32.77M	193.46M	7%	17%
Logistics	0M	0.03M	0.03M	4.7M	0%	1%
Nutrition	4.27M	3.50M	7.77M	31.24M	14%	26%
Protection	69.79M	34.51M	104.30M	183.50M	38%	56%
General Protection	50.26M	16.09M	66.35M	107.67M	47%	62%
Child Protection (CP)	9.04M	7.65M	16.69M	44.41M	20%	38%
Gender-Based Violence (GBV)	10.49M	10.77M	21.25M	31.42M	33%	68%
Return Top-up				87M		
Shelter (inc. SMC)	20.99M	9.44M	30.44M	111.93M	19%	27%
Social Stability	26.81M	68.35M	95.16M	200.87M	13%	47%
WaSH	42.26M	41.59M	83.86M	285M	15%	29%
Not yet Allocated	54.05M	1.06M	55.11M	0M		

The Sector-level LRP funding reflects the allocations directly tied to sectoral interventions. Additional costs—such as Logistics, Coordination, and Site Management & Coordination (SMC)—are not captured within sector breakdowns but are included in the overall appeal. The total appeal figure of \$2.99B should be retained for reference throughout the remainder of the year.

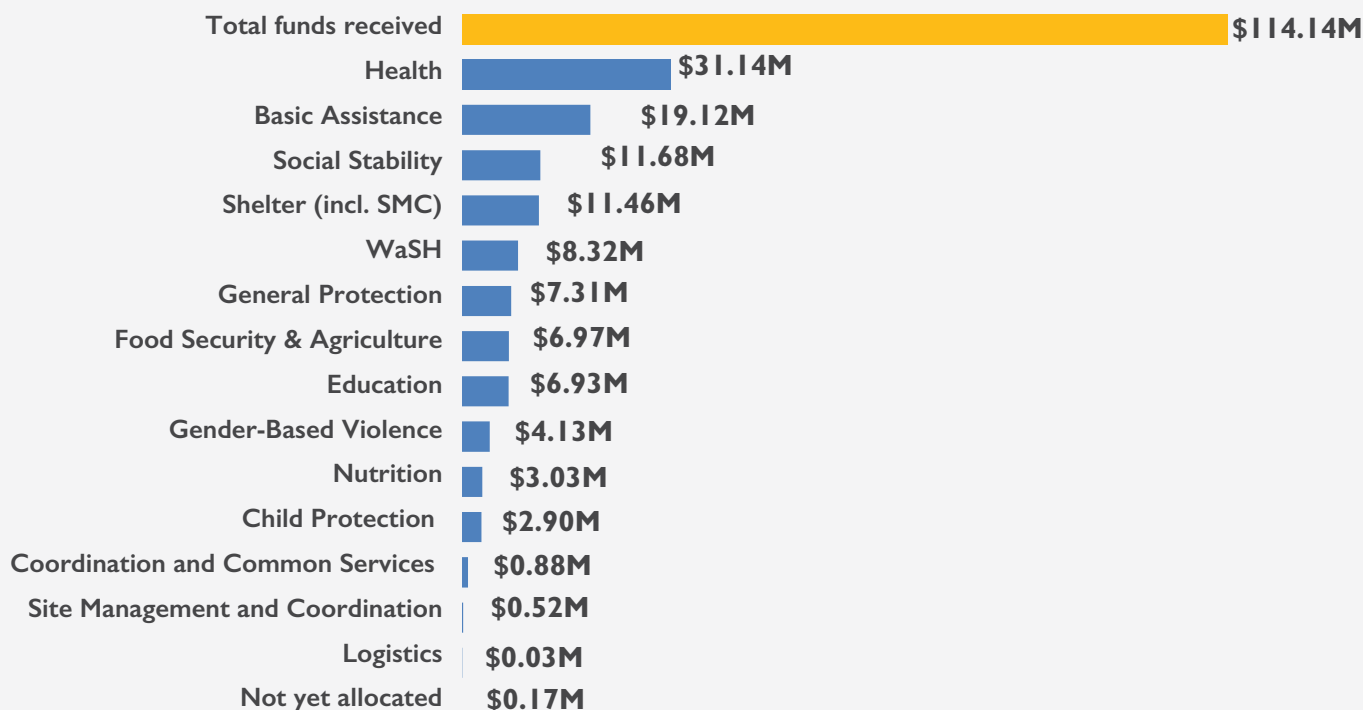
2025 Funding Available and Allocated: LRP only



Contributions to the LRP in 2025 reported by UN and NGO implementing partners by sector in USD (1 Jan – 30 June 2025)

	A. Received in 2025	B. Carry over from 2024	C. Available in 2025	Appeal 2025 (Needs)	Percent Funded (2025 received alone)	Percent Funded (2025 received + Carry over from 2024)
Total	432.57M	222.70M	655.27M	2747.4M	16%	25%
Basic Assistance	36.23M	6.73M	42.97M	461.76M	8%	9%
Education	48.89M	24.50M	73.39M	233.40M	21%	31%
Energy	0M	0M	0M	50M		
Food Security	103.24M	12.49M	115.74M	718M	14%	16%
Health	37.68M	25.08M	62.77M	232.22M	16%	27%
Livelihoods	13.87M	18.90M	32.77M	193.46M	7%	17%
Nutrition	4.16M	0.57M	4.73M	24.44M	17%	19%
Protection	62.20M	27.74M	89.94M	156.50M	40%	57%
General Protection	46.06M	12.97M	59.04M	97.67M	47%	60%
Child Protection (CP)	8.02M	5.76M	13.97M	34.91M	23%	40%
Gender-Based Violence (GBV)	8.13M	9.00M	17.11M	23.92M	34%	72%
Return Top-up				87M		
Shelter (inc. SMC)	12.71M	6.28M	18.98M	67.24M	19%	28%
Social Stability	18.25M	65.22M	83.47M	186.37M	10%	45%
WaSH	41.40M	34.13M	75.53M	225M	18%	34%
Not yet Allocated	53.90M	1.03M	54.93M			

Response to Escalation of Hostilities in Lebanon (Flash Appeal)



Contributions to the Flash Appeal in 2025 reported by UN and NGO implementing partners by sector in USD (1 Jan – 30 June 2025)

Sector	A. Received in 2025	B. Carry over from 2024	C. Available in 2025	Appeal 2025 (Needs)	Percent Funded (2025 received alone)	Percent Funded (2025 received + Carry over from 2024)
Total	49.07M	65.06M	114.14M	371.35M	13%	31%
Basic Assistance	9.36M	9.76M	19.12M	47M	23%	47%
Coordination and Common Services	0M	0.88M	0.88M	1.25M	0%	70%
Education	1.57M	5.35M	6.93M	13.9M	11%	49%
Food Security	1.16M	5.80M	6.96M	112M	1%	6%
Health	11.41M	19.73M	31.14M	46.5M	24%	66%
Logistics	0M	0.03M	0.03M	4.7M	0%	1%
Nutrition	0.10M	2.92M	3.02M	6.8M	1%	44%
Protection	7.58M	6.76M	14.35M	28M	53%	44%
General Protection	4.19M	3.11M	7.30M	10M	42%	73%
Child Protection (CP)	1.01M	1.89M	2.90M	9.5M	10%	30%
Gender-Based Violence (GBV)	2.37M	1.96M	4.13M	7.5M	31%	55%
Shelter (inc. SMC)	8.28M	3.17M	11.46M	44.7M	18%	25%
Social Stability	8.55M	3.12M	11.68M	14.5M	59%	80%
WaSH	0.86M	7.46M	8.32M	60M	1%	13%
Not yet Allocated	0.14M	0.03M	0.17M	0M	0%	0%