



Gender-Based Violence Dashboard

Uganda Refugee Response Plan (RRP) 2024-2025

2025 Quarters ▼

Quarter 2 ▼

Overview →

The Sector Overview:

With a focus on transforming gender norms and behaviors, the sector aims to build an inclusive national system that effectively prevents and responds to GBV across refugee-hosting regions. The urgency of securing donor support to alleviate these constraints remains paramount for protecting vulnerable groups, particularly women and children, and preserving crucial gains made in community resilience and human rights.

The Result Analysis: During this quarter, A total of **1,480 GBV incidents** were reported in the Gender Based Violence Information Management System (GBVIMS), signaling a **14% increase** from quarter one, totaling **2,777 GBV cases** were recorded, representing a **32% Increase** from the same period in 2024, **34%** of the reported incidents were psychological/emotional abuse, **24%** rape, **22%** physical assault, **18%** sexual assaults, and **3%** other incidents. This increased the GBV caseload to **7,036 open GBV cases**, with a **54% increase** compared to Q2 2024. clearly indicating the difficulties in combating GBV effectively. However, positive strides were observed in community engagement efforts, with an increase in awareness campaigns reaching more individuals in communities. Gender-specific service provision remains a key issue. Women and girls constitute nearly 98% of the cases reported in the quarter. Additionally, the observed reduction in caseworkers poses challenges to efficient service delivery, suggesting an urgent need for strategic staffing solutions.

A total of **709 satisfaction surveys** were undertaken to assess the services offered, with **97%** of the respondents indicating satisfaction. Representing **11% of the annual target, attributed to the high staff reduction.**

The Key challenges/opportunities: The sector faces dire challenges following funding reductions, leading to high turnover rates and an unfavorable **caseworker-to-case ratio of 1:80**, far from the global standard. Additionally, there have been delays in reporting, which impact timely clinical responses and increase the risk of infections such as HIV/AIDS, but also teenage pregnancies. Substance abuse is another contributing factor, feeding into the cycle of violence and risk. Additionally, reluctance to pursue legal action due to fear of reprisal further strangles GBV responses.

The Sector Priorities:

- **Community Engagement & Prevention:** Given the reduction in funding and the increasing cases of GBV, as a sector, there is an urgent need to shift to community-based initiatives that are more sustainable and maintain the current progress made in GBV prevention. In this regard, this sector will focus on amplifying community-based initiatives remains critical. Utilizing strategies such as SASA and EMAP to foster a culture of accountability and gender sensitivity among men, boys, and broader community leaders is essential.
- **Case Management & Survivor Support:** Given the huge reduction in GBV staffing, the sector recognized the challenge associated with case management in the current context of the funding environment. Thus, the sector will strategically triage GBV-related cases and continue prioritization of individual GBV cases. This will ensure we provide appropriate and immediate support to severely affected individuals.
- **Continuous protection assessment:** Given the current situation, the sector will continue to conduct GBV and protection analysis in the community to analyze protection risks and trends, identifying emerging protection gaps and adapting interventions accordingly.
- **Sustained advocacy:** evidence-based advocacy - Advocate for improved GBV funding through improved data collection and analysis, and trend projection.
- **Economic Empowerment:** Addressing economic dependencies by promoting sustainable livelihood options that reduce vulnerability to GBV.

The Q2 2025 insights necessitate a concerted focus on a multi-dimensional review of sustained efforts in advocating for funding for GBV to sustain the relevance and effectiveness of GBV protection strategies within refugee environments.

Key Indicators

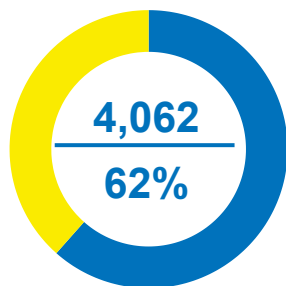
Actual Achievements ■ Gap ■

2,777

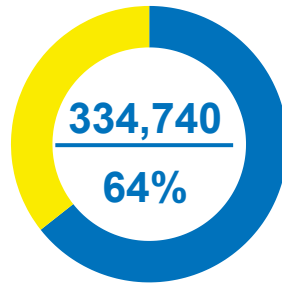
GBV Incidents Reported

4,062

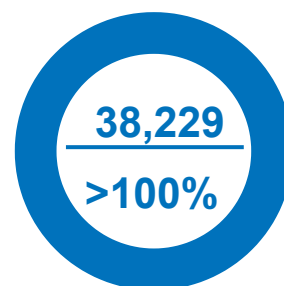
Total Interventions



GBV survivors receiving appropriate multi-sectoral support
Target: **6,600**



Number of persons reached with GBV awareness raising and behavior/ attitude change
Target: **520,000**



Men and women engaged in GBV prevention and awareness campaigns within their communities
Target: **5,500**

709

GBV survivors who completed satisfaction survey

Target: **6,275**

Achievements data: ActivityInfo + GBVIMS | Author: UNHCR Representation in Uganda | Feedback: ugakaimug@unhcr.org | For more info: <https://data.unhcr.org/en/country/uga>

Sectors contacts: Washington Kote (UNHCR) kote@unhcr.org Roy Asiku (UNFPA) asiku@unfpa.org

Published: August 2025



Gender-Based Violence Dashboard

Uganda Refugee Response Plan (RRP) 2024-2025

Quarters ▼

Quarter 2 ▼

OUTPUT 1: Community Attitudes and Behaviours Changed with enhanced community engagement and awareness

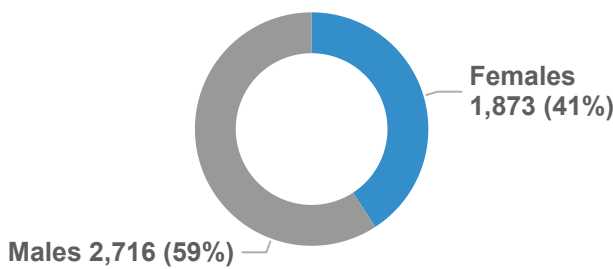


Indicator	Actual	Target	Actual ■	Gap ■
Women and Men in Community-Based Structures Engaged in GBV Prevention and Response				
- Congolese Refugees	16,895	2,500		100%
- South Sudanese Refugees	15,974	2,000		100%
- Sudanese Refugees	5,286	500		100%
- Other refugees	1,385	500		100%
- Host Community	1,385			
Total	38,229	5,500		

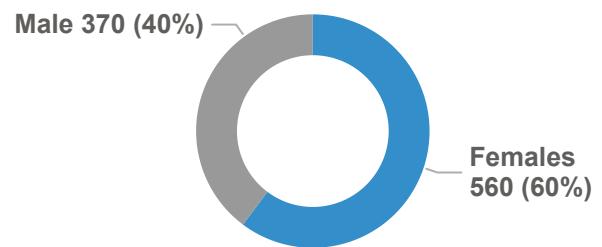
Women and Men in Functional and Community-Based Structures Trained on GBV Prevention and Response				
- Congolese Refugees	3,095	2,000		100.0%
- South Sudanese Refugees	1,644	1,500		100%
- Sudanese Refugees	93	500	 	19% / 81%
- Other refugees	249	500	 	50% / 50%
Total	5,519	4,500		

Women, Men, Boys and Girls Reached with GBV Awareness Raising Messages				
- Congolese Refugees	63,495	200,000	 	32% / 68%
- South Sudanese Refugees	172,339	300,000	 	57% / 43%
- Sudanese Refugees	20,000	10,000		100%
- Other refugees	66,239	10,000		100%
- Host Community	12,667			
Total	334,740	520,000		

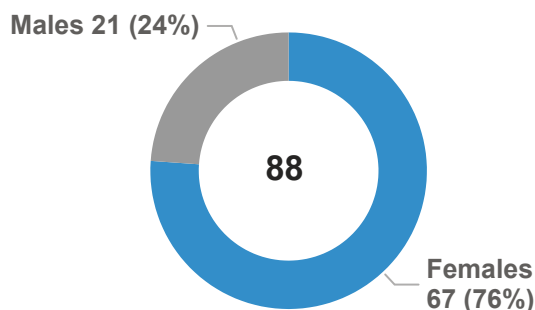
Women and Men in Community-Based Structures Participating in GBV Prevention and Response Gender Breakdown



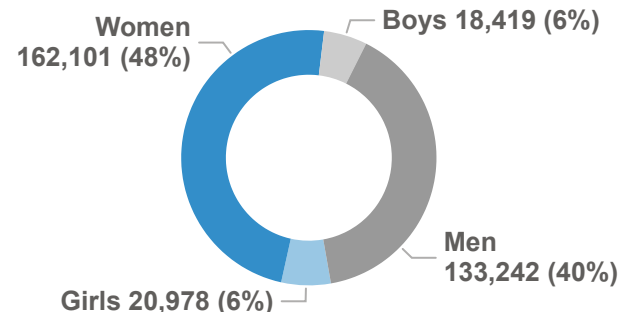
Women and Men in Functional and Community-Based Structures Trained on GBV Prevention and Response Gender Breakdown



GBV Case Workers



Women, Men, Boys and Girls Reached with GBV Awareness Raising Messages Gender Breakdown



Achievements data: ActivityInfo + GBVIMS | Author: UNHCR Representation in Uganda | Feedback: ugakaimug@unhcr.org | For more info: <https://data.unhcr.org/en/country/uga>

Sectors contacts: Washington Kote (UNHCR) kote@unhcr.org | Roy Asiku (UNFPA) asiku@unfpa.org

Published: August 2025



Gender-Based Violence Dashboard

Uganda Refugee Response Plan (RRP) 2024-2025

Quarters ▼
Quarter 2 ▼

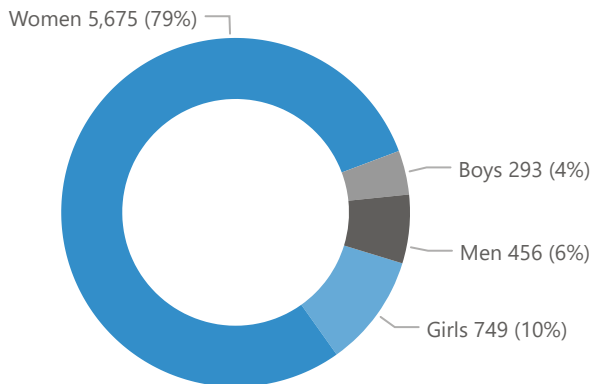
OUTPUT 2: Improved Access to and Documentation of Quality and Timely Gender-Based Violence (GBV) Multi-Sectoral Services for GBV survivors



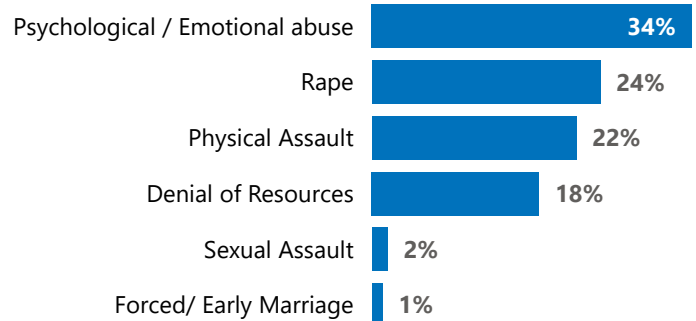
Indicator	Actual	Target	Actual	Gap
Persons at Risk of GBV and Survivors Who Received Multi-Sectoral Support				
- Congolese Refugees	2,076	4,000	52%	48%
- South Sudanese Refugees	1,796	2,000	90%	10%
- Sudanese Refugees	74	100	74%	26%
- Other refugees	86	500	32%	68%
- Host Community	30			
Total	4,062	6,600		

Satisfaction Surveys Undertaken to Assess The Suitability of the Gender-Based Violence (GBV) Services Offered				
- Congolese Refugees	478	3,800	13%	87%
- South Sudanese Refugees	170	1,900	9%	91%
- Sudanese Refugees	39	100	39%	61%
- Other refugees	2	475		100%
Total	689	6,275		

Open GBV Cases By Age and Sex

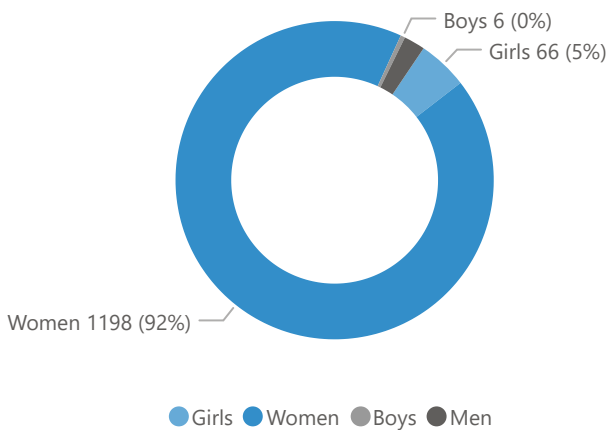


Reported Incidents

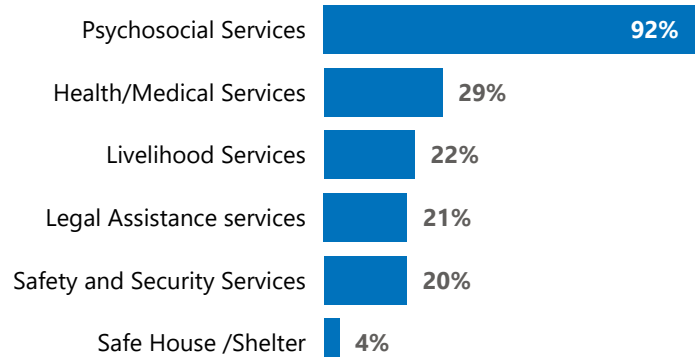


Data Source: GBVIMS

Closed GBV Cases By Age and Sex



Service Provision



Note: One GBV survivor can get more than one intervention.

Data Source: GBVIMS

Achievements data: ActivityInfo + GBVIMS | Author: UNHCR Representation in Uganda | Feedback: ugakaimug@unhcr.org | For more info: <https://data.unhcr.org/en/country/uga>

Sectors contacts: Washington Kote (UNHCR) kote@unhcr.org Roy Asiku (UNFPA) asiku@unfpa.org

Published: August 2025

Please scan this QR Code for the online interactive dashboard



Gender-Based Violence Dashboard

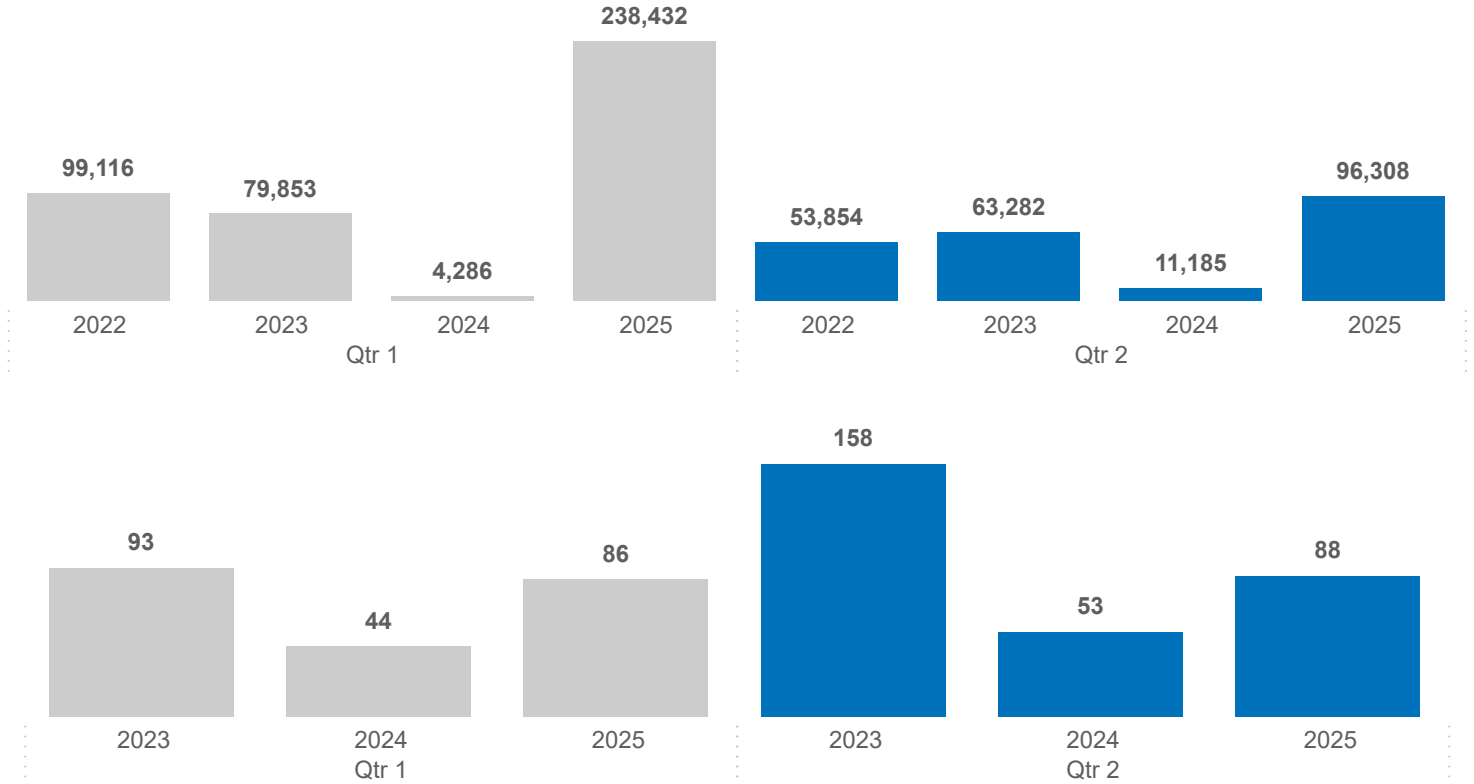
Uganda Refugee Response Plan (RRP) 2024-2025

Quarters
 Quarter 2

Trend analysis

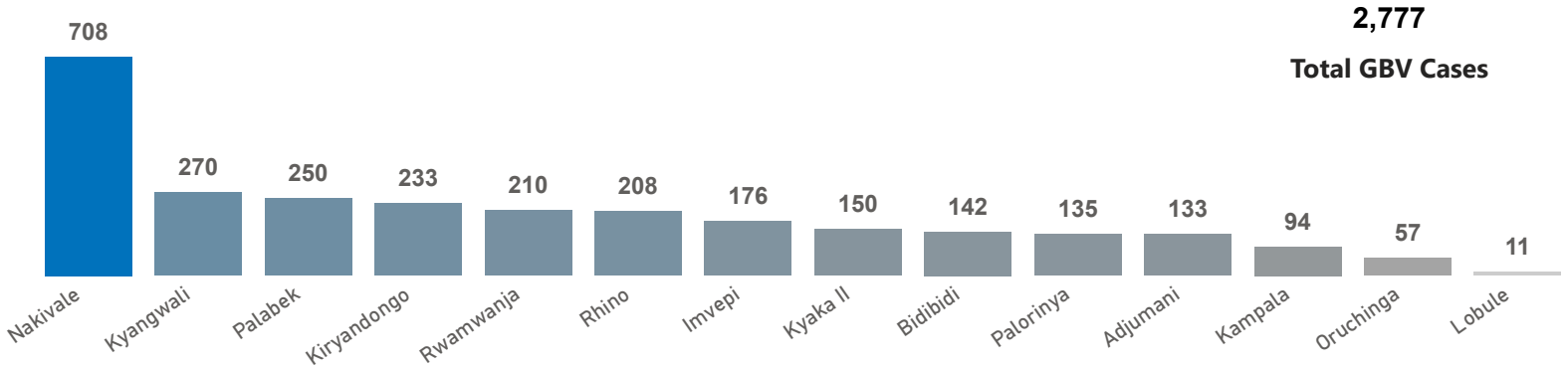


Individuals Reached with GBV Awareness Raising Messages/Sessions Trend Analysis Since 2022

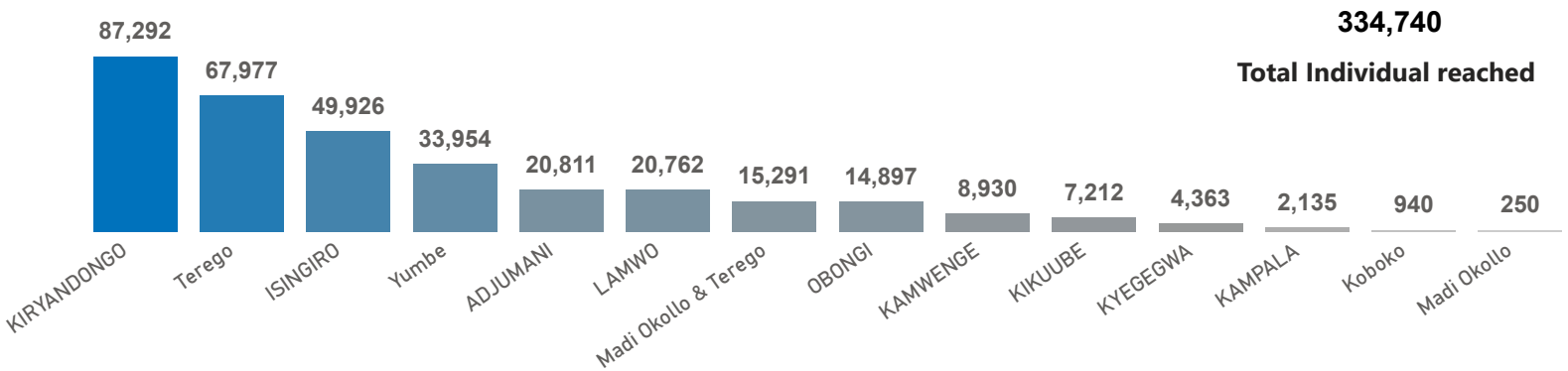


Settlement Analysis | 2025

Reported Gender Based Violence (GBV) Cases By Location



Individual Reached with GBV Awareness Raising Session per District

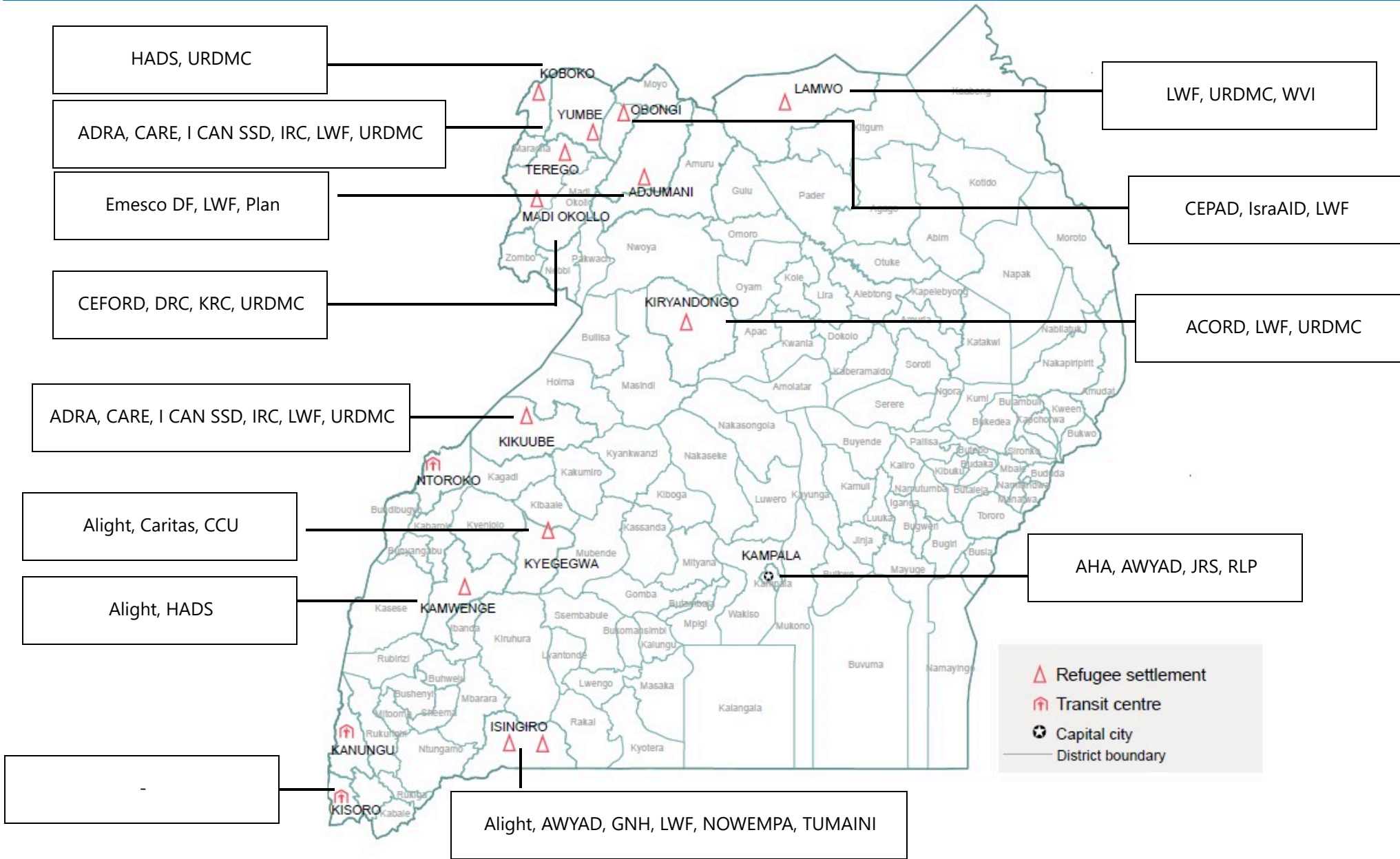


Achievements data: ActivityInfo + GBVIMS | Author: UNHCR Representation in Uganda | Feedback: ugakaimug@unhcr.org | For more info: <https://data.unhcr.org/en/country/uga>

Sectors contacts: Washington Kote (UNHCR) kote@unhcr.org Roy Asiku (UNFPA) asiku@unfpa.org

Published: August 2025

Please scan this QR Code for the online interactive dashboard



2025 Quarters

Quarter 2

List of Donors
WFP
Warchild Alliance
UNICEF
UNHCR
UNFPA
Private donors
OXFAM
Norwegian Refugee Council
Norway
Netherlands
Mastercard Foundation
JRS USA
Italian agency for development corporation (AICS)
Internal Funds
Global Fund
Girl first Fund USA
Farmamundi
European Civil Protection & Humanitarian Aid Operations (ECHO)
CARE
Belgium
Austria
Australia Development Agency

Achievements data: ActivityInfo + GBVIMS | Author: UNHCR Representation in Uganda | Feedback: ugakaimug@unhcr.org | For more info: <https://data.unhcr.org/en/country/uga>

Sectors contacts: Washington Kote (UNHCR) | kote@unhcr.org | Roy Asiku (UNFPA) | asiku@unfpa.org

Published: August 2025

Please scan this QR Code for the online interactive dashboard