# Health & Nutrition Dashboard

## Uganda Refugee Response Plan (RRP) 2024-2025

Reporting Quarter

Q2 2025

## Sector overview

The Public Health strategy envisions a country where refugees, and host communities of all ages have healthy lives, and their well-being is promoted in line with Sustainable Development Goal 3. Refugee health services are delivered in line with the Uganda Health Policy, Health Subprogram strategic plan 2025/26-2029/30, the Health Subprogram Integrated Refugee Response Plan, in support of Uganda pledges at the Global Refugee Forum.

**Analysis of results**

In Q2 refugees accessed health services at 89 static health facilities and outreach posts. Under-five and crude mortality rates increased from 0.08 in Q1 to 0.10 in Q2 of 2025. Consultations per clinician per day increased from 43 in Q1 to 47 in Q2 2025 but still within the national standards of less than 50. This is attributed to the prevention strategies in the community where children under 5 years are treated for malaria, pneumonia and watery diarrhoea.

The operation continued to receive new arrivals with the majority from DRC. A total of 1,244 children and 382 pregnant and breastfeeding women were identified with acute malnutrition and treated successfully across the transit and reception centers. In response to the critical malnutrition levels, the blanket supplementary feeding programme reached 9,220 children below 5 years and 2,587 pregnant and breastfeeding women at Nyakabande, Nyumanzi, Kabazana, and Matanda reception centers. Acute malnutrition levels among children had significantly improved at Kabazana (10%), Nyumanzi (11.1%), Nyakabande (8%), and Matanda (8.3%). Critical malnutrition levels among children remain at Kiryandongo RC (19.3%). Serious acute malnutrition levels persist among pregnant and breastfeeding women across many new arrival sites. In the refugee settlements, 7774 children and 1706 pregnant and breastfeeding women were identified with acute malnutrition and successfully treated. The 2025 refugee food security and nutrition assessment (FSNA), conducted in June through July, indicated a rise in acute malnutrition across 12 of the 14 refugee locations from 5.4% to 7.8% overall. Bidibidi (13.5%), Adjumani (11.4%), Palabek (10.6%), Palorinya (11.0%), and Kampala (10%) had acute malnutrition in the serious threshold (≥10%). Anemia among children below 5 years also increased from 30.8% to 42.1% overall, marking an erosion in the gains made in 2024. 13,434 children received measles vaccinations on arrival.

Three active outbreaks were responded to; Mpox outbreak with 42 new cases registered in the quarter, bringing the cumulative total to 62 cases (Kiryandongo (22), Bidibidi (11), Palorinya (8), Kyangwali (7), Rhino Camp (5), Kampala (4), Rwamwanja (2), Adjumani (1), Nakivale (1), and Nyakabande (1). All cases were treated and recovered with no deaths reported. Cholera outbreaks reported in Kiryandongo settlement (11 reported cases) and treated and in Adjumani settlement (32 cases) all of whom were treated and recovered. Measles outbreak in Nakivale (132 cases) and Rwamwanja (3 cases) with all successfully treated.

**The Key challenges**

- The reduced funding continues to impact service delivery especially with inadequate HRH to deliver critical services especially nutrition services, community health workers, medicine stock outs and inadequate funding to facilitate referral services.
- Withdrawal of therapeutic supplementary feeding programme implementation in 8 settlements and maternal child health nutrition programme closure in all locations, compounded by critical levels of malnutrition have been reported in Q2 at these transit centers and reception centers.
- Increased number of outbreaks, Cholera, Mpox and measles strained the already limited resources available

**The Sector Priorities for Q3 2025**

- Continuity of TSFP for new arrivals on treatment upon departure from the reception centers to their locations of settlement
- Local procurement of medicines, PPEs and equipment to address the gaps.
- Outbreak response for cholera, measles, Mpox
- Finalization of the HSIRRP II

## Mortality causes

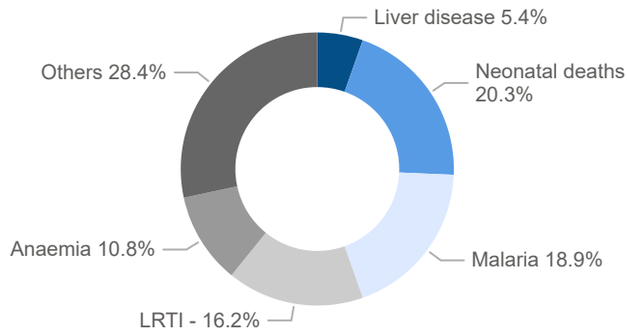


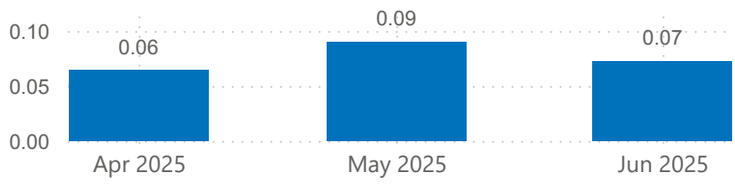


**Under-5 mortality rate per 1,000 children**

## Morbidity causes

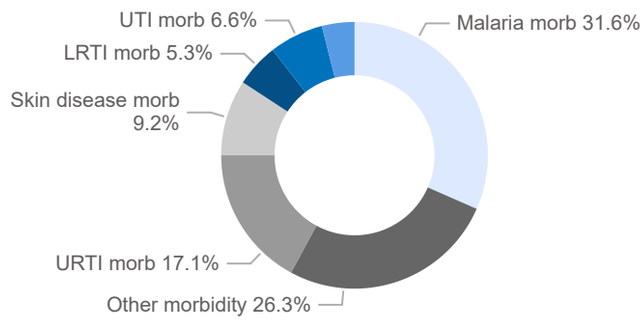


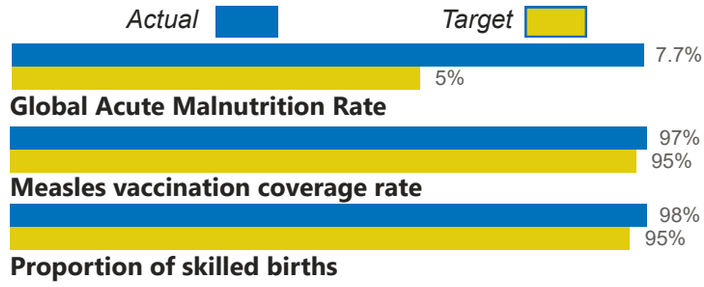


**Achievement data source:** HMIS/IRHIS (reported by sector lead)
**Sector contact:** Dr. Tom Aliti (Ministry of Health) aliti68@yahoo.co.uk +256772574789
**Author:** UNHCR representation in Uganda
Dr. Ronald Nyakoojo (UNHCR) nyakoojo@unhcr.org +256783365587
**Feedback:** ugakaimug@unhcr.org
**For more info:** www.ugandarefugees.org
**Published**: Nov 2024

# Health & Nutrition Dashboard

## Uganda Refugee Response Plan (RRP) 2024-2025

Reporting Quarter: All

## Key sector achievements

### Under 5 mortality rate (<1.5 deaths/1000 population)

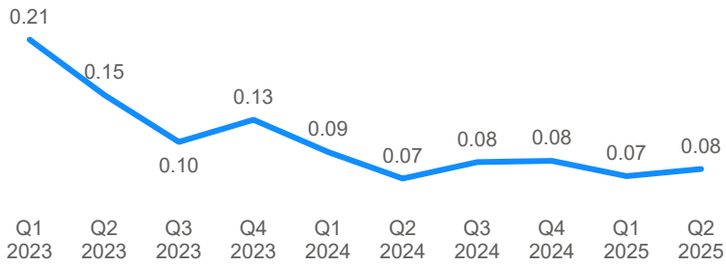


### Under 5 mortality rate (<1.5 deaths/1000 population)

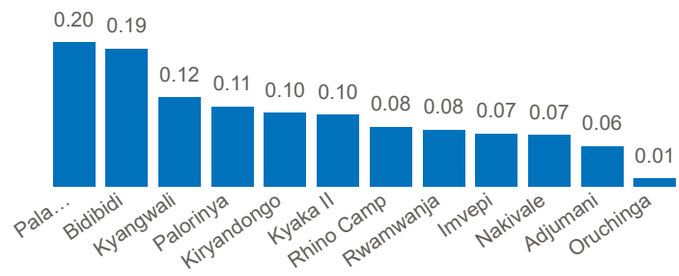


### Number of Consultations

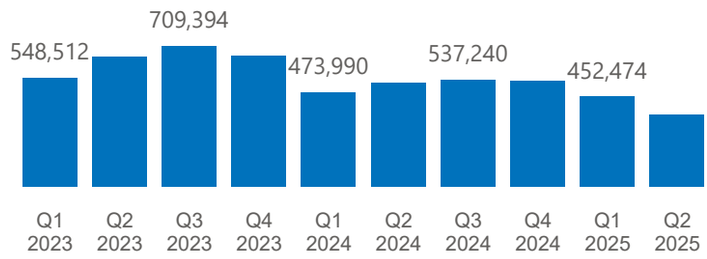


### Consultation/Clinician/Day

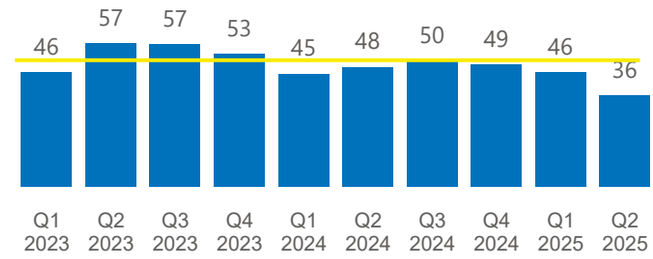


### Viral load suppression rate

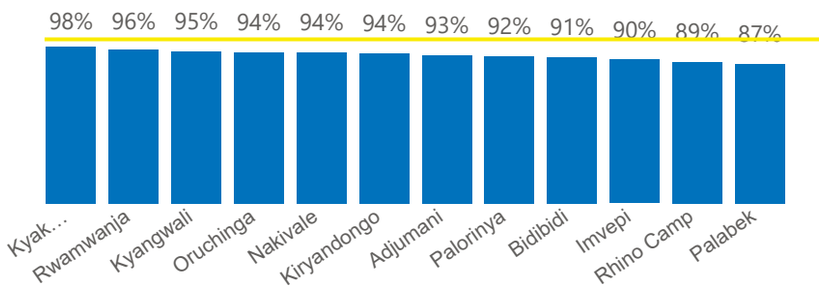


### Viral load suppression rate

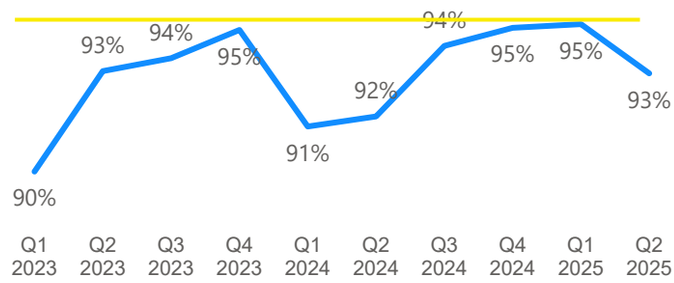


## OUTCOME 1: Improved access to adequate preventive, promotive and curative services for communicable and non communicable diseases

| *Indicator* | *Actual* | *Target/Standard* |
|---|---|---|
| **Under-5 mortality rate per 1,000 children per month** | | |
| - Congolese Refugees | 0.10 | 1.5 |
| - South Sudanese Refugees | 0.11 | 1.5 |
| - Other refugees | 0.06 | 1.5 |
| **Global Acute Malnutrition rate** | | |
| - Congolese Refugees | 2.1% | 5% |
| - South Sudanese Refugees | 8.5% | 5% |
| - Other refugees | 3.0% | 5% |
| **Consultations per clinician per day** | | |
| - Congolese Refugees | 65 | 50.0 |
| - South Sudanese Refugees | 48 | 50.0 |
| - Other refugees | 45 | 50.0 |

*Actual* *Target*

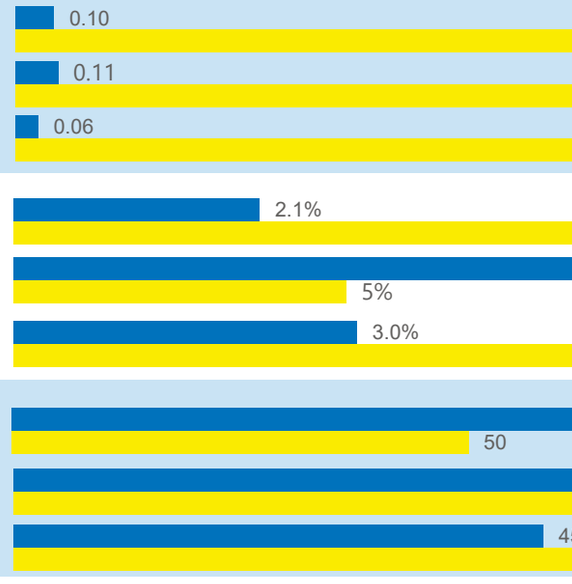



**Achievement data source:** HMIS/IRHIS (reported by sector lead)
**Sector contact:** Dr. Tom Aliti (Ministry of Health)
aliti68@yahoo.co.uk
+256772574789

**Author:** UNHCR representation in Uganda
Dr. Ronald Nyakoojo (UNHCR)
nyakoojo@unhcr.org
+256783365587

**Feedback:** ugakaimug@unhcr.org
**For more info:** www.ugandarefugees.org


**Published**: Nov 2024

## OUTCOME 2: Improved HIV-TB prevention, care and treatment services

| *Indicator* | *Actual* | *Target/Standard* |
|---|---|---|
| **ART retention rate** | | |
| - Congolese Refugees | 73% | 95% |
| - South Sudanese Refugees | 75% | 95% |
| - Other refugees | 55% | 95% |
| **TB treatment success rate** | | |
| - Congolese Refugees | 93% | 95% |
| - South Sudanese Refugees | 100% | 95% |
| - Other refugees | 92% | 95% |
| **Viral load suppression rate** | | |
| - Congolese Refugees | 97% | 95% |
| - South Sudanese Refugees | 89% | 95% |
| - Other refugees | 94% | 95% |

*Actual* *Target*

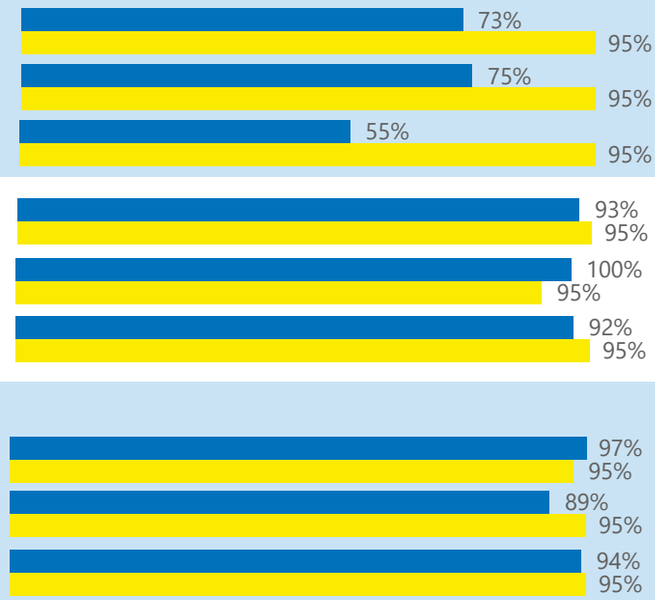


## OUTCOME 3: Strengthening the national health care system capacity to cope with the increasing demand for health services by refugees and host population.

| *Indicator* | *Actual* | *Target/Standard* |
|---|---|---|
| **Health facility accreditation rate** | | |
| - Congolese Refugees | 80% | 100% |
| - South Sudanese Refugees | 78% | 100% |
| - Other refugees | 100% | 100% |
| **Health Center IV and District referral hospitals supported** | | |
| - Congolese Refugees | 80% | 100% |
| - South Sudanese Refugees | 83% | 100% |
| - Other refugees | 50% | 100% |
| **Monthly health & nutrition coordination meetings** | | |
| - Congolese Refugees | 100% | 100% |
| - South Sudanese Refugees | 100% | 100% |
| - Other refugees | 100% | 100% |

*Actual* *Target*

**Funding**

| $134M | $24M | $110M |
|---|---|---|
| Total required | Received | Gap |

# Operational presence - Health & Nutrition partners - 67

**Primary Health Care - 16**
**Surveillance - 3**
**ASRH & GBV - 11**

**Nutrition & food security - 20**
**Mental Health & Psychosocial support - 5**
**HIV & TB - 2**

**Health systems strengthening -2**
**Coordination & Supervision - 5**
**Referral services - 6**

ACF, ARRH, AVSI, KDLG, MSU, PALM Corps, RICE-WN, TPO

ACF, ACORD, HHA, IRC, PALM Corps, UNHCR, UNICEF, WFP, YRRH, Yumbe DLG

AFI, ARRH, CARE, IRC, MSF, MSU, PALM Corps, PMI Uganda, RICE-WN, SCI, Terego DLG, TPO, UNFPA, UNHCR, UNICEF, URCS, WFP, WHH, WHO

AFI, AMREF, ARRH, CARE, IRC, Madi Okollo DLG, MSF, MSU, PALM Corps, Plan, RICE-WN, SCI, TPO, UNFPA, UNHCR, UNICEF, URCS, WFP, WHH, WHO

ACF, FCA, HFU, Hoima RRH, Kikuube DLG, LWF, MTI, UNHCR, UNICEF, WFP

ADRA, AHA, CARE, FCA, FPRRH, HI, IOM, Kabarole research Resource center, Kyegegwa DLG, LWF, MTI, Nsamizi, OPM, Ripple Effect, TPO, UNFPA, UNHCR, UNICEF, WFP, WVI

ADRA, AVISI, FPRRH, Kamwenge DLG, LWF, MTI, NARO, Nsamizi, SCI, UNHCR, UNICEF, WFP

Kisoro DLG, MTI, UNHCR, UNICEF, WFP

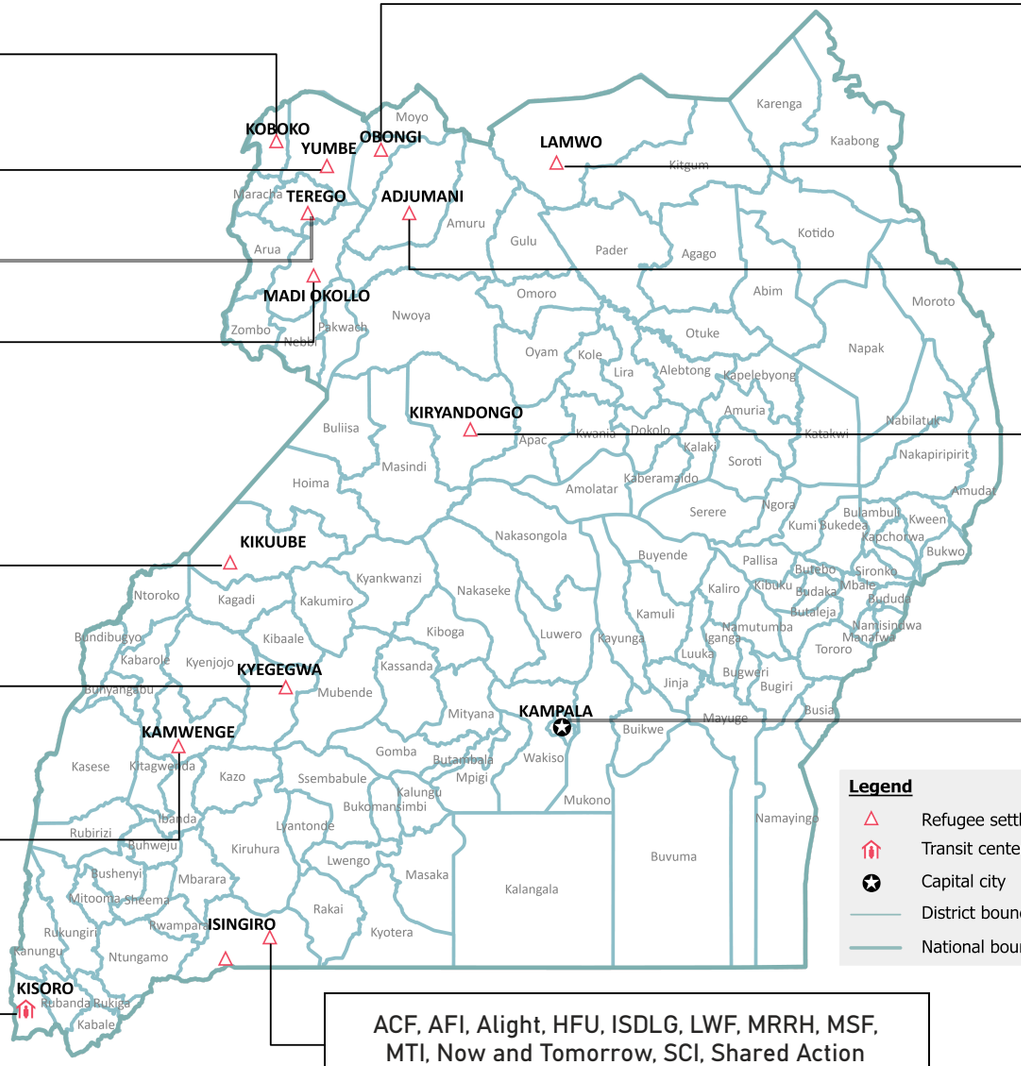


AFOD, ARRH, IsraAID, LWF, MTI, Obongi DLG, SCI, UNFPA, UNHCR, UNICEF, WFP

ACORD, FH, Gulu RRH, IRC, Lamwo DLG, LWF, UNHCR, UNICEF, WFP

ACF, ACODEV, Adjumani DLG, AFI, AFOD, AMREF, AVISI, AVSI, CARE, FFH, Gulu RRH, IDI, LWF, MTI, PACHEDO, REACH A HAND UGANDA, RHU, SCI, TUTAPONA, UNHCR, UNICEF, WFP

ACF, AFI, AFOD, Hoima RRH, IRC, Kiryandongo DLG, TPO, UNHCR, UNICEF, WFP

AHA, KCCA, UNHCR, UNICEF

ACF, AFI, Alight, HFU, ISDLG, LWF, MRRH, MSF, MTI, Now and Tomorrow, SCI, Shared Action Uganda, TPO, TUTAPONA, UNHCR, UNICEF, WFP