Key Population Statistics

5.9M Refugees and asylum seekers
- **5.4M** Refugees
- **491K** Asylum seekers

17.6M Internally Displaced Persons
- **14.5M** Conflict
- **3.1M** Natural/Other

474K Refugee returnees in 2025

53.3K Stateless Persons

Mid-Year Statistical Report 2025

Sudan Situation

4.1M Sudanese Refugees
3.2M displaced post 15 Apr 2023

10.1M* Internally Displaced in Sudan

889K Refugees hosted in Sudan

330K Refugee returnees in 2025

South Sudan Situation

2.4M South Sudanese Refugees

2.0M Internally Displaced in South Sudan

589K Refugees hosted in South Sudan

131K Refugee returnees in 2025

Ethiopia Situation

161K Ethiopian Refugees

1.9M*** Internally Displaced in Ethiopia

1.1M Refugees hosted in Ethiopia

4K Refugee returnees in 2025

Somalia Situation

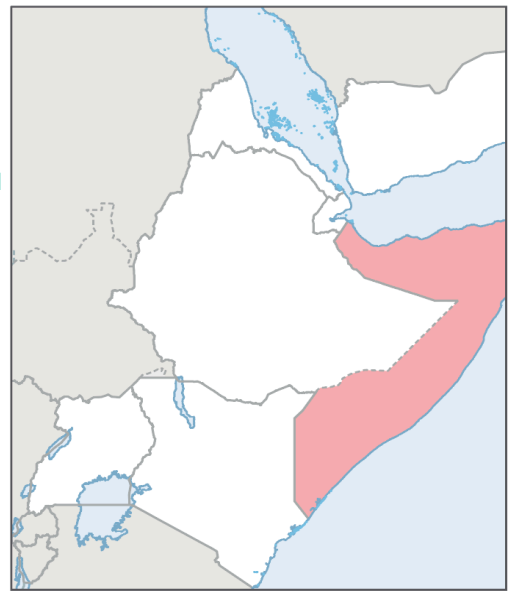

910K Somali Refugees

3.5M** Internally Displaced in Somalia

38K Refugees hosted in Somalia

121 Refugee returnees in 2025

Burundi Situation

322K Burundi Refugees

92K Internally Displaced in Burundi

105K**** Refugees hosted in Burundi

6K Refugee returnees in 2025

Refugees and Asylum seekers by CoA

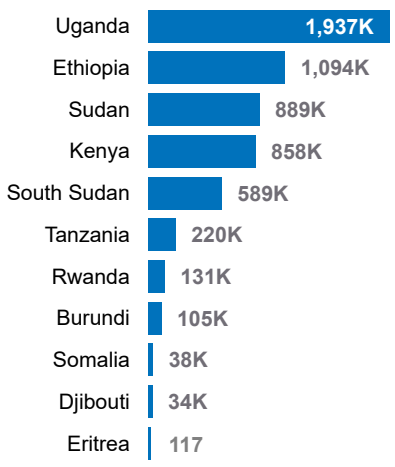

Total IDPS by host country

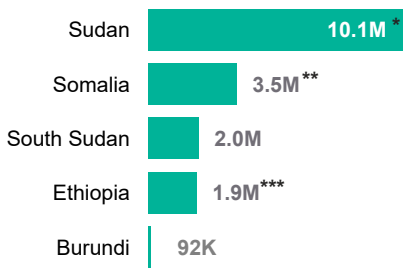

Stateless Persons by host country

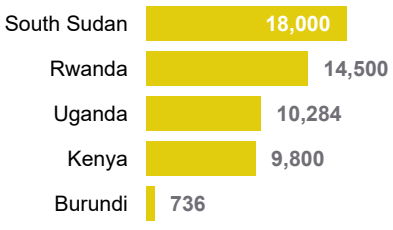

Refugee Returnees in 2025

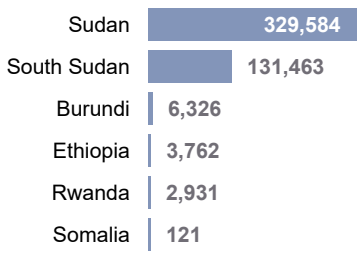

Total Refugees, Asylum- Seekers, Refugees Returnees and IDPs in the EHAGL Region

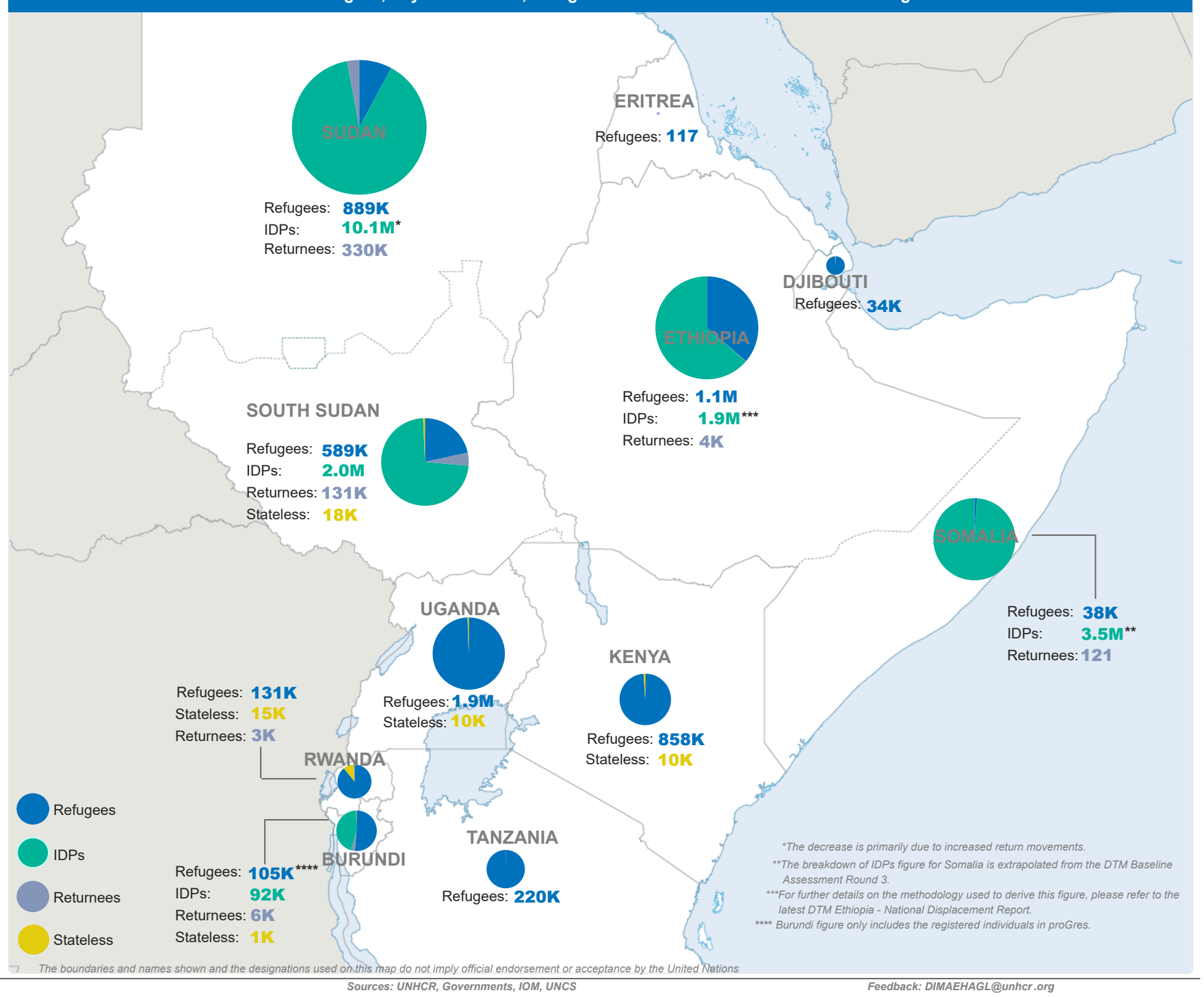

*The decrease is primarily due to increased return movements.
**The breakdown of IDPs figure for Somalia is extrapolated from the DTM Baseline Assessment Round 3.
***For further details on the methodology used to derive this figure, please refer to the latest DTM Ethiopia - National Displacement Report.
**** Burundi figure only includes the registered individuals in proGres.

The boundaries and names shown and the designations used on this map do not imply official endorsement or acceptance by the United Nations