SPAIN SEA AND LAND ARRIVALS

1 Jan - 31 Aug 2025

Arrivals in Spain

24,447 Sea and land arrivals

-32% Dif. 2024

Arrivals in Spain include two different routes, the Western Mediterranean and the West Africa Atlantic route.

Most common nationalities of arrivals (Jan - Jul)

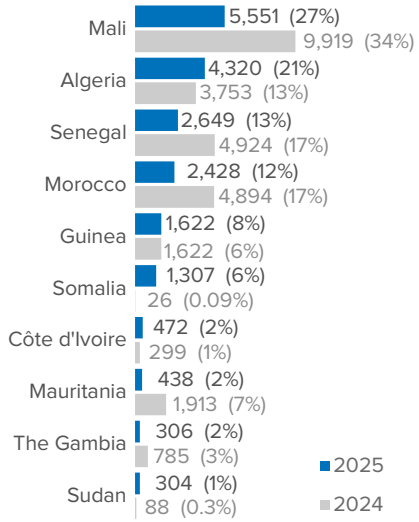

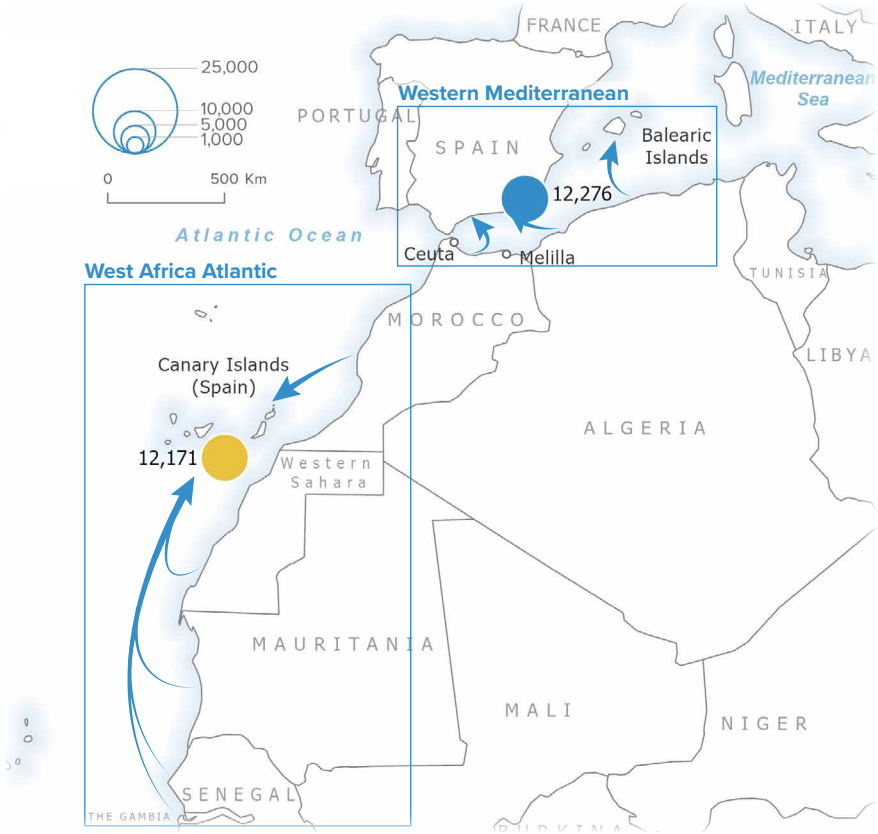

The boundaries and names shown and the designations used on this map do not imply official endorsement or acceptance by the United Nations.

Western Mediterranean

12,276 Sea and land arrivals

+21% Dif. 2024

The Western Mediterranean route includes arrivals in mainland Spain, Balearic Islands, Ceuta and Melilla.

Most common nationalities of arrivals: Western Mediterranean (Jan - Jul 2025)

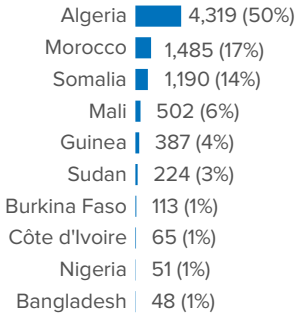

Arrivals trend by month: Western Mediterranean

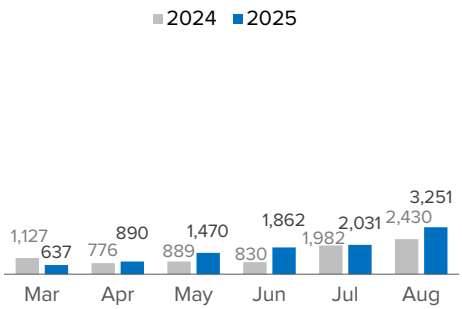

West Africa Atlantic

12,171 Sea arrivals

-53% Dif. 2024

The West Africa Atlantic route includes arrivals in the Canary Islands.

Most common nationalities of arrivals: West Africa Atlantic (Jan - Jul 2025)

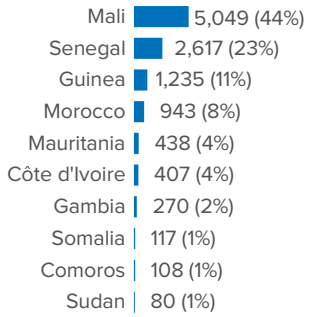

Arrivals trend by month: West Africa Atlantic

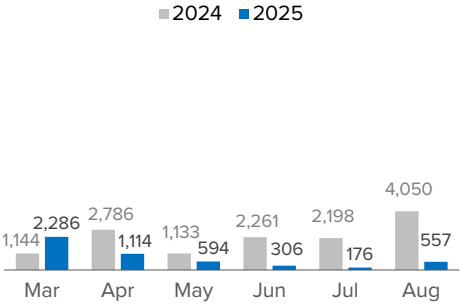

Source: UNHCR estimates from data collected in the field and from data published by Ministry of Interior. **Nationalities**: Frontex public data.