Sudan Emergency Response

Vulnerability Profiling of Families

Household Overview

# of Households arrived	# of Households with at least one (1) vulnerable individual	% of Household with at least one (1) vulnerable individual
294,073	67,832	23.1%

Individual Overview

Vulnerabilities

# of Individuals arrived ** Since 21 May	# of individuals with at least one (1) vulnerability	% of individuals with at least one (1) vulnerability
1,165,635	102,815	8.8%

Interview Date

2/25/2023

8/31/2025

State

All

County

All

Methodology

The profiling of new arrivals for vulnerability is a quick evaluation based on visible and/or self-acknowledged vulnerability and takes place at border crossing points. The profiling is intended to identify those individuals and households who require specific assistance during transit and at final destination. This profiling data collection by RRC-UNHCR-IOM started on 21 May 2023.

Disclaimer

The number of identified vulnerable Households/ Individuals is only indicative, and it covers the borders where UNHCR, IOM and their partners currently have presence.
It is likely that more vulnerable Households are arriving than recorded by the profiling for vulnerable families' tool due to using unofficial border points and/or travelling at night.

*** Numbers should not be interpreted as absolutely representative since, people won't always disclose their vulnerabilities (e.g., GBV)*
*** Numbers on the vulnerability are from the Vulnerability profiling tool, while numbers on the arrivals are from Flow monitoring tool*

Age & Sex breakdown

Female: 71% % of Vulnerable individuals (of total arrivals)

Male: 29% % of Vulnerable individuals (of total arrivals)

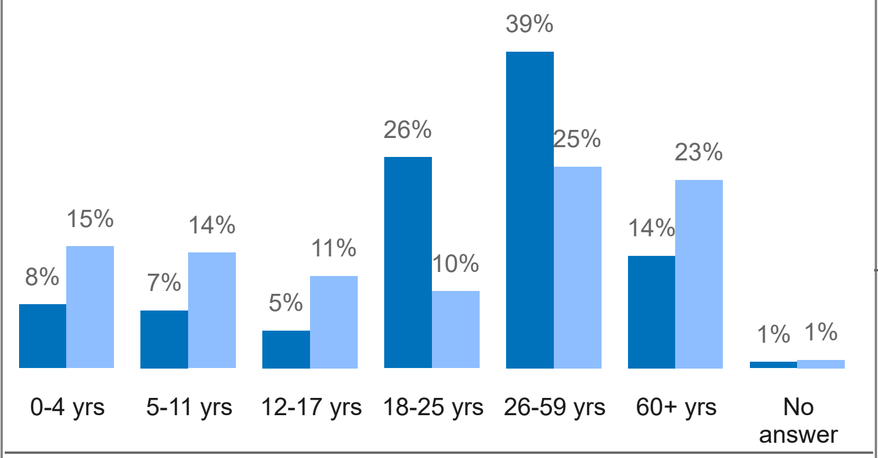

Vulnerability Breakdown

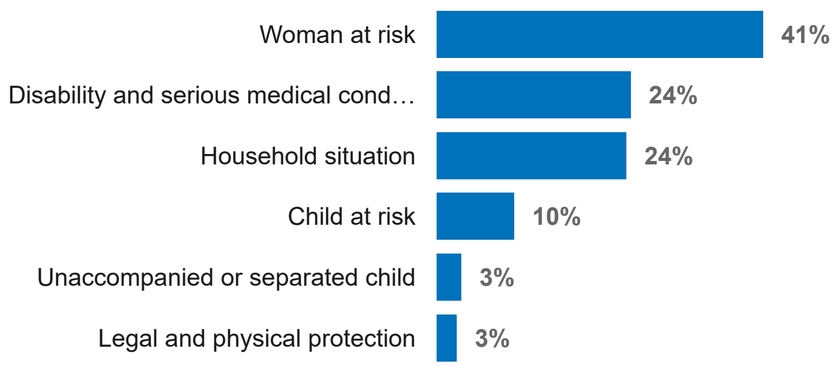

** This graph shows percentage of vulnerable individuals per vulnerability type.
Note: *An individual can have more than one vulnerability.*

Trend (Monthly)

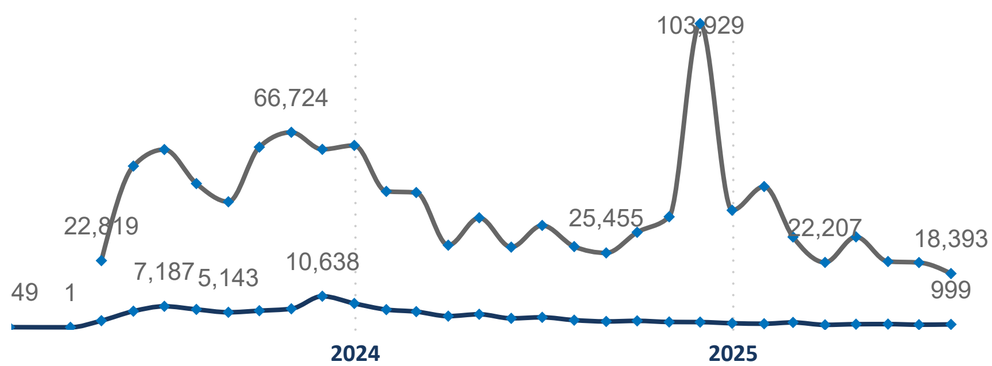

Number of Household Profiled by Top Locations

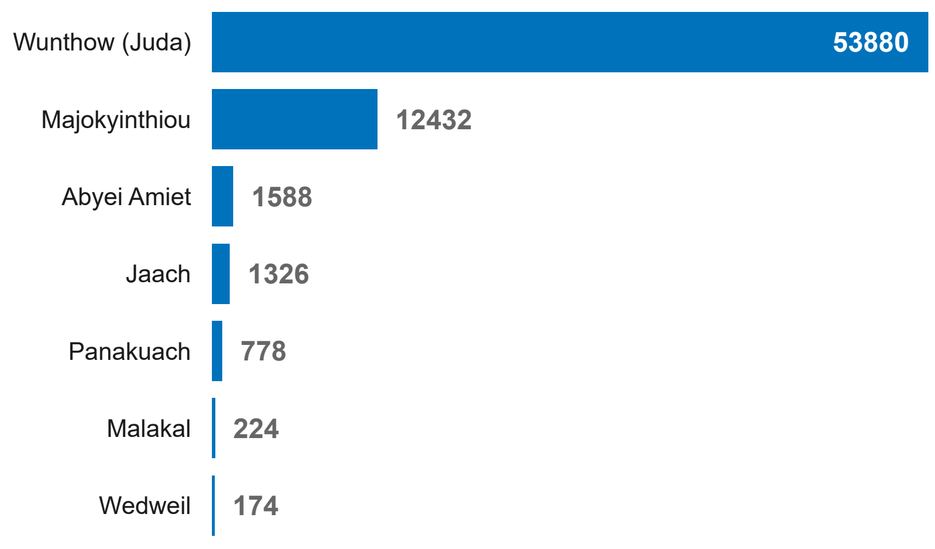

New Arrivals

Refugee Tracking