

Key figures


1.5M

 total returns¹
614,600

42%


282,000

UNHCR-assisted

162,500

58%


112,500

deportations

71,100

63%

Blue figures above correspond to the period of 15 Sep. 2023 to 18 September 2025, while the navy figures refer only to those who arrived from 1 April 2025 to 18 September 2025.

Context

On 7 March 2025, the Government of Pakistan announced the resumption of the 'Illegal Foreigners Repatriation Plan', initially targeting Afghan Citizenship Card (ACC) holders, who were instructed to leave voluntarily by 31 March or face deportation from 1 April. On 31 July, the Government expanded the plan to also include Afghan refugees holding Proof of Registration (PoR) cards who have been granted one-month grace period ending on 31 August.

Since April, more than 614,600 Afghans have returned from Pakistan to Afghanistan, including some 143,200 in August and some 165,600 so far in September. The proportion of PoR cardholders among returnees has steadily increased, rising from 6 per cent in April to 21–23 per cent between May and July. In August, this share rose sharply to 61 per cent, while in September PoR cardholders have so far accounted for 55 per cent (101,000) of all returns.

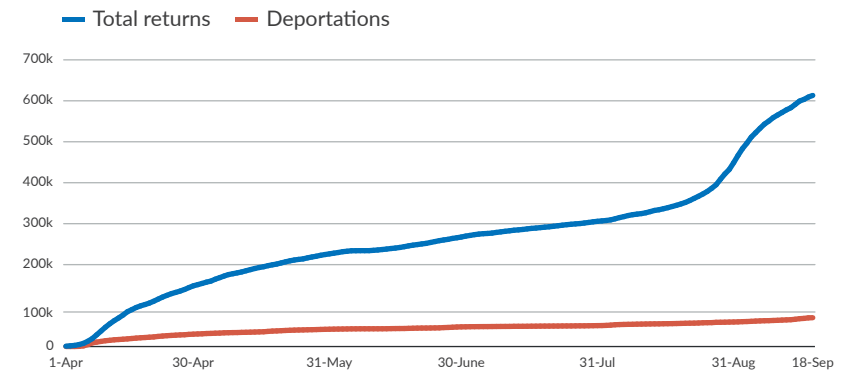
Since 1 April, more than 63,100 individuals have been arrested and detained, including PoR cardholders. In August alone, over 9,000 arrests were recorded, up from around 3,400 in July. During the first 13 days of September, a further 5,600 arrests were reported.

As of 18 September 2025, 662,700 Afghans have returned from Pakistan in 2025, bringing the total returns from both Iran and Pakistan to some 2.7 million in 2025.

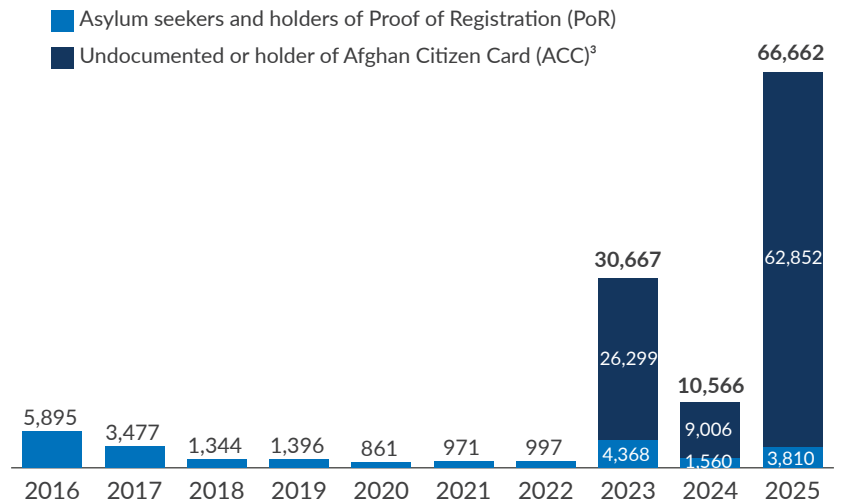
UNHCR reiterates concern that many Afghans—regardless of status—face serious protection risks in Afghanistan due to the current human rights situation, especially women and girls.

Total returns (cumulative since 1 April 2025)²

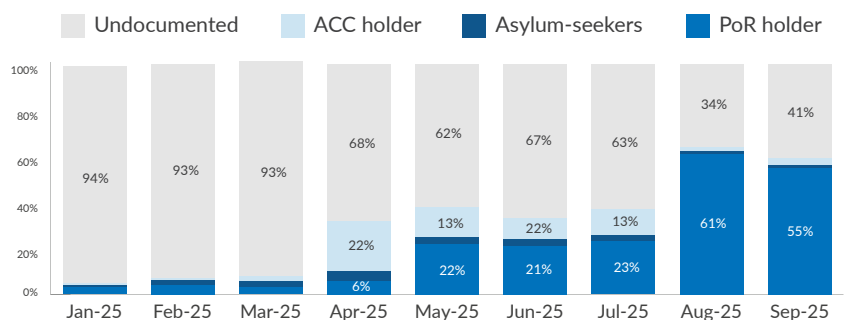
Number of people in thousands



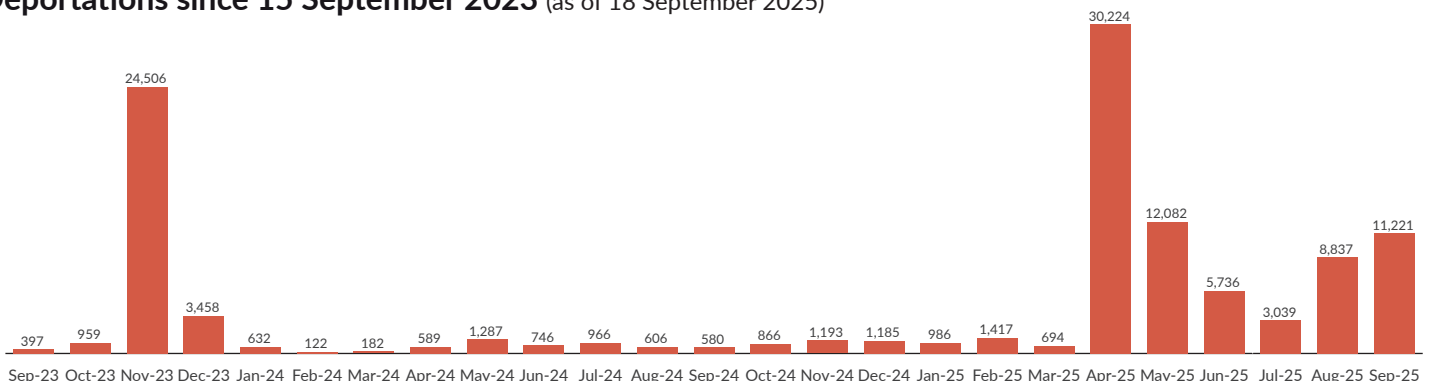
Afghan arrests and detentions in Pakistan (as of 13 Sep. 2025)



Overall returns by documentation



Deportations since 15 September 2023 (as of 18 September 2025)



¹ An umbrella term that includes all returns including deportations, assisted Voluntary Repatriation (VolRep) and other returns of Afghans of all statuses such as PoR cardholders, ACC holders, and the undocumented, excluding passport holders.

² Return figures from 13 September 2025 onwards may fluctuate till validation process is concluded.

³ Prior to 2023, there was no data collected on the arrest and detention of ACC holders or undocumented Afghan nationals.

Returns profiles



Out of the total returns from 1 April 2025,
50% are female, of which **27%** are girls.
56% are children.



■ Hazara (2%)
■ Pashtoon (91%)
■ Tajik (4%)
■ Uzbek (1%)
■ Others (2%)

Education levels refers to HoHs



■ No education (65%)
■ Primary school (Grades 1 - 6) (7%)
■ Secondary school (Grades 7 - 14) (24%)
■ University degree (2%)
■ Madrassa (2%)

Occupational skills refers to HoHs



■ No skills (54%)
■ Unskilled daily wage labour (13%)
■ Shopkeeping (12%)
■ Agriculture (15%)
■ Livestock herders (6%)

Returns assisted by UNHCR Afghanistan

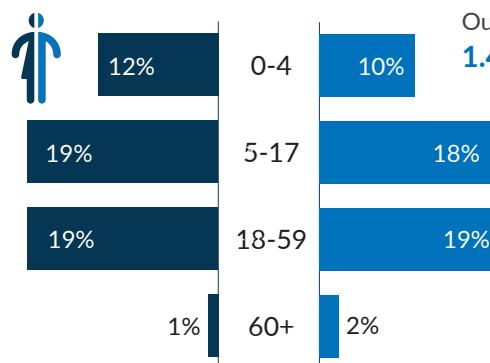
In Afghanistan, UNHCR continued to biometrically process and provide cash assistance to PoR card holders and their nuclear family members, UNHCR slip holders, asylum seeker certificate holders and other Protection referrals. This support aimed to alleviate the difficulties faced by Afghan nationals who returned home hastily, and often largely unprepared due to the circumstances in Pakistan.

Since 15 September 2023, over 282,000 individuals returning from Pakistan have been provided with cash assistance in Kabul, Kandahar and Jalalabad encashment centres. During August, the number of persons assisted by UNHCR, increased over six times, when compared to the previous month.

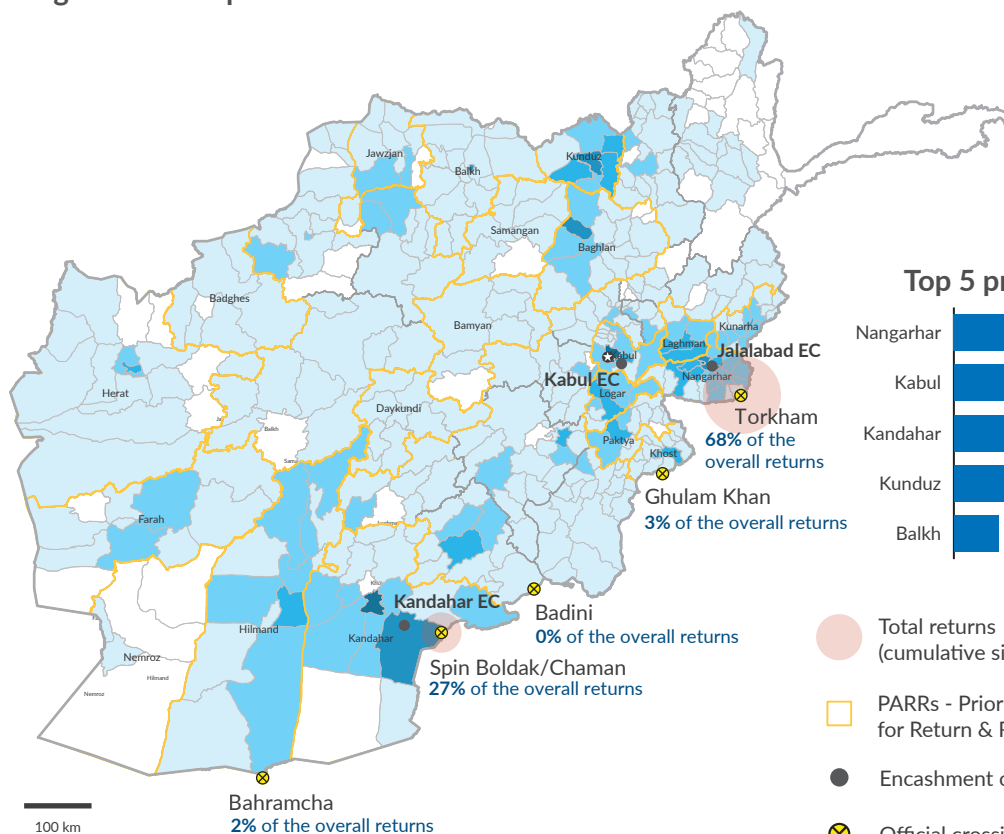
79% of the assisted are **women & children**
30% are **Female headed households**



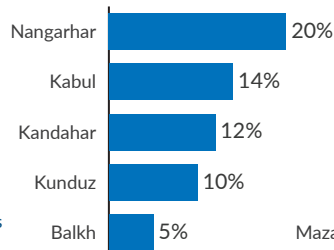
Out of those assisted
1.4% have disabilities



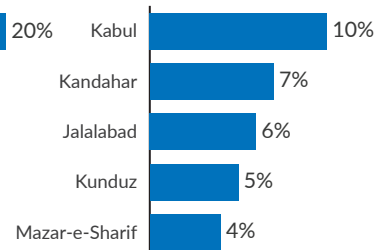
Afghanistan map - overall returns intended districts of destination



Top 5 provinces

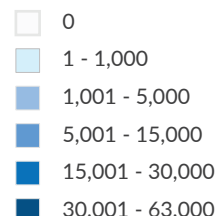


Top 5 districts



- Total returns (cumulative since 1 Jan 2025)
- PARRs - Priority Areas for Return & Reintegration
- Encashment centre (EC)
- ⊗ Official crossing points

Intended returns per district:

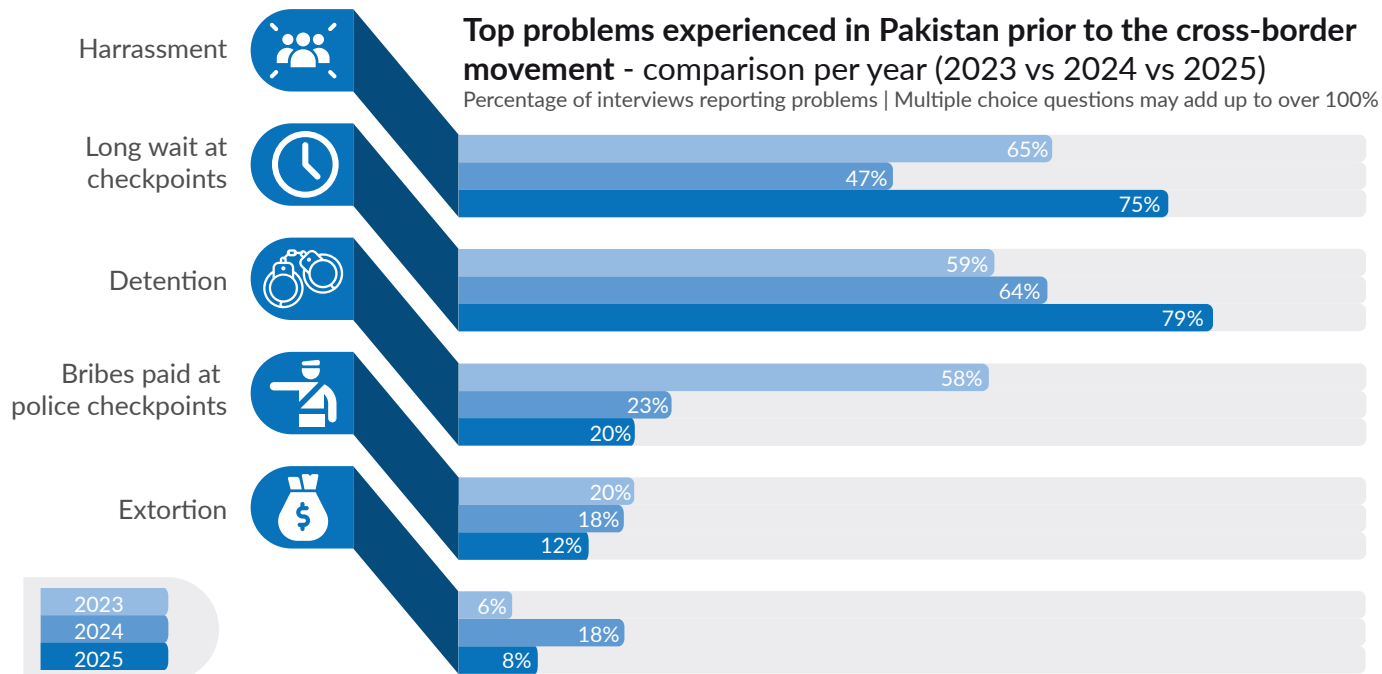


Source: 2025 UNHCR Inflow Border Monitoring Interviews

The boundaries and names shown and the designations used on this map do not imply official endorsement or acceptance by the United Nations.

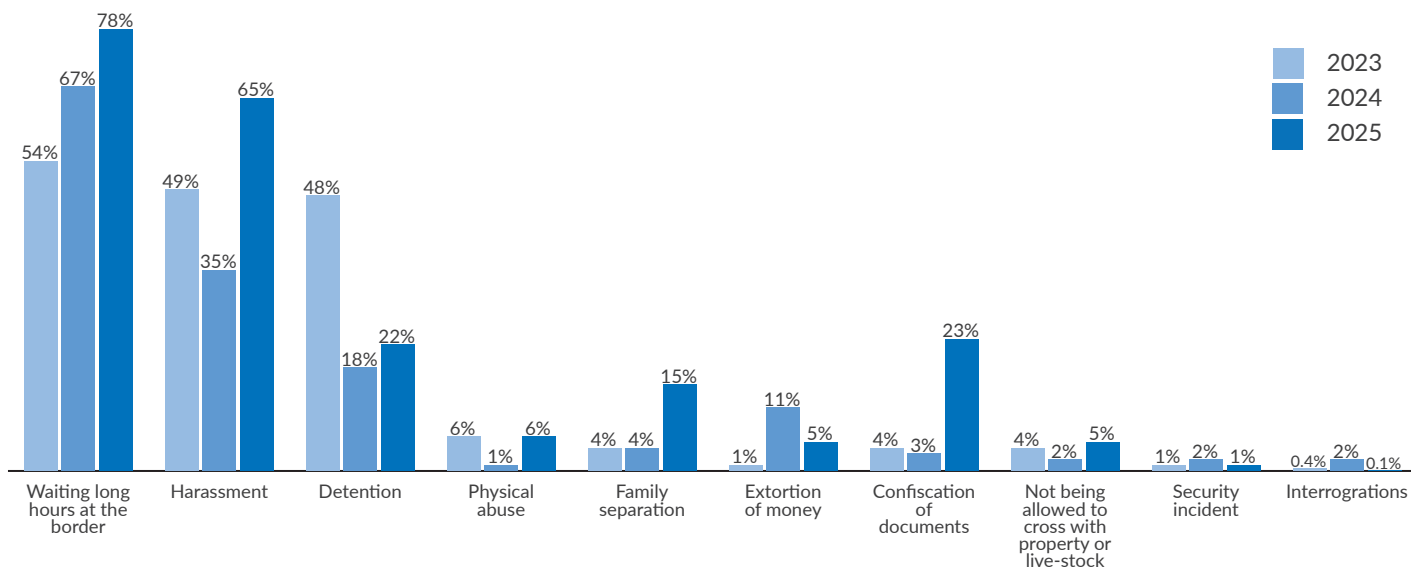
Border Protection Monitoring

UNHCR and its partner Wadan in Afghanistan have scaled up protection activities at the border. Daily presence consists of Border Protection monitoring through interviews with returnees including deportees in order to identify protection concerns and risks, as well as their intended areas of return in Afghanistan. Help desks have been set up to boost protection screening interviews, identification and referral of individuals to be assisted by UNHCR.



Problems experienced at the Pakistan border point

Percentage of interviews reporting problems | Multiple choice questions may add up to over 100%



Top 3 Needs upon arrival

Percentage of interviews | Multiple choice questions may add up to over 100%

 **85%** Housing Accomodation


 **83%** Food

 **78%** Financial Support

Top 3 Protection services requested

Percentage of interviews | Multiple choice questions may add up to over 100%

 **92%** Documentation / Legal assistance

 **35%** Information on services and assistance

 **27%** Protection services for children