REGIONAL BUREAU FOR SOUTHERN AFRICA

# ONWARD MOVEMENTS OF REFUGEES AND ASYLUM SEEKERS

As of 30 June 2025

**2,417**

Movements captured in BIMS (Biometric Identity Management System) in Southern Africa region during the reporting period

Profile of persons on the move

The individuals moving cross-border within the region include vulnerable profiles with the top three being those with Serious medical condition (1%), Single parent (2%) and Disability (1%). On a socio-economic overview, there are unemployed (13%), student (34%) and skilled (29%). The top three recorded skills include Market-oriented Skilled Agricultural Workers (3%), Car, Van and Motorcycle Driver (2%) and Sales Workers (1%).

Movement trends by Year

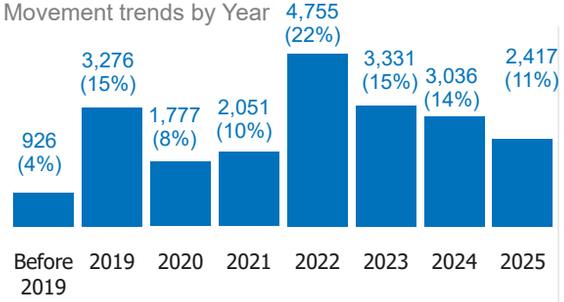


Movements trend by Month (in 2025)

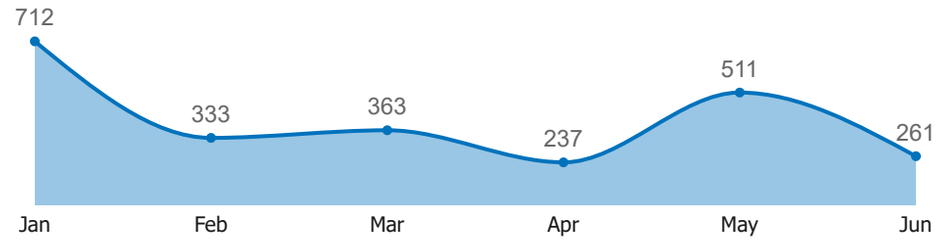


Direction of Movements

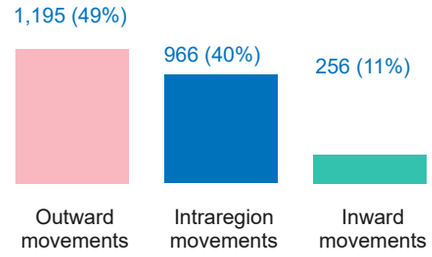


Movers demographics

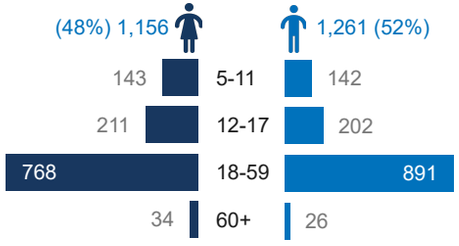


Movements by legal status and gender of movers

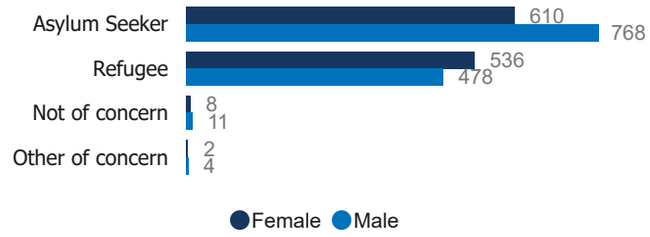


Onward movements (flow of 20 persons or above)

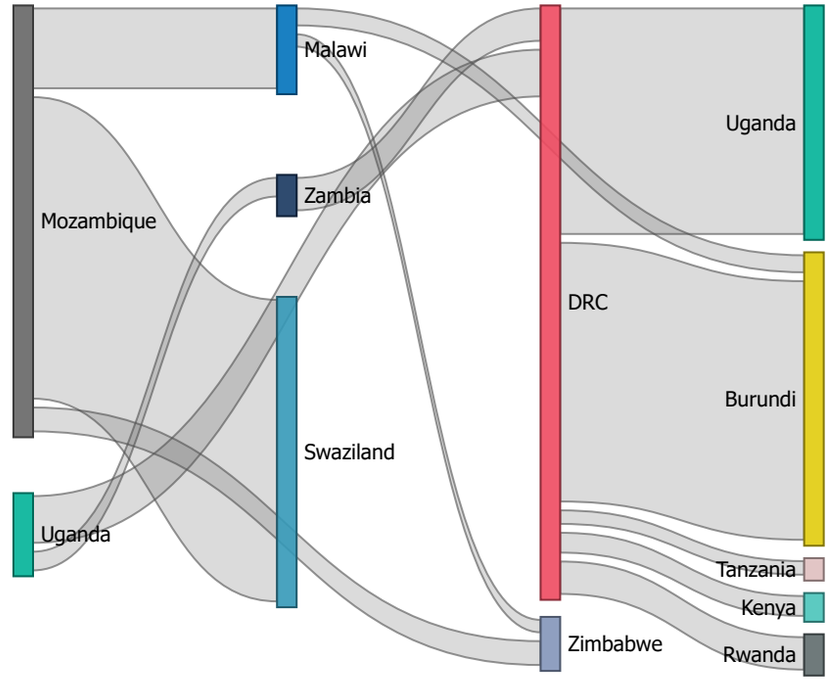


Top 5 **Nationalities** on the move

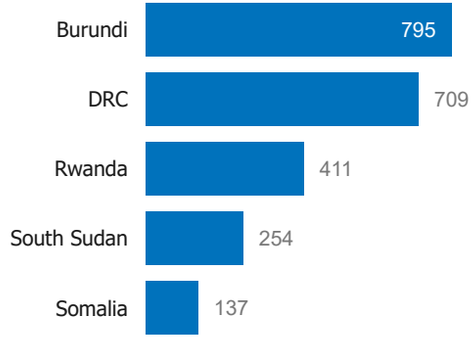


Top 5 Countries where refugees and asylum seekers are **moving from**

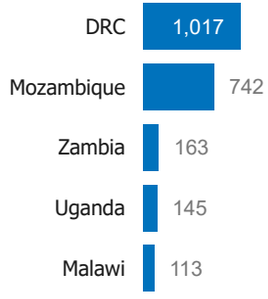


Top 5 Countries where refugees and asylum seekers are **moving to**

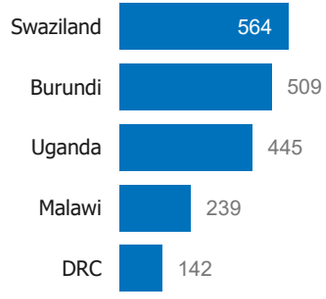


**Author**: UNHCR DIMA - RBSA **Contact**: rsarbdima@unhcr.org, **Source**: UNHCR PRIMES. Notes: DRC = Democratic Republic of the Congo, **Intraregion**: movement within Southern Africa countries, **Outward**: movement from Southern Africa countries to other regions, **Inward**: movement from other regions to Southern Africa countries.

For more information visit: UNHCR Data Portal