Azraq | Jordan

Public Health Profile
Mid-Year 28 December - 27 June 2025

Refugee population

Total Refugee Population: 40,178 | as of 27-June -2025

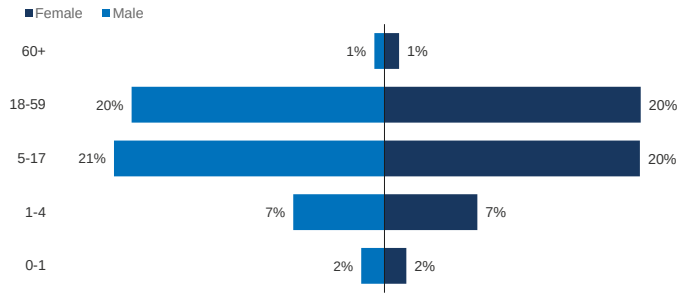

Note: figures might not add up to 100 per cent due to rounding
© UNHCR, The UN Refugee Agency

Key facts

Camp opened:
May 2014

Indicators at a glance

1	Health utilisation rate	4.1	X
2	Number of consultations per clinician per day	39	√
3	Hospitalisation rate- in-camp (/1000/month)	4.4	
4	% deliveries attended by skilled personnel	100%	√
5	Crude Mortality Rate (CMR) (/1000/month)	0.1	√
6	Under-five Mortality Rate (U5MR) (/1000/month)	0.2	√
7	Neonatal Mortality Rate (NNMR) (/1000 livebirths)	13.2	X

Notes

This public health profile for Azraq refugee camp is compiled from health facility data from the following partners:

- **IMC Hospital**
- **AMR Comrehensive Health Facility**
- **AMR Health Facility Village 2**
- **AMR Health Facility Village 5**
- **IFH RH Services**

Data is collected using standardised Health Information System (HIS) data collection and reporting tools and aims to be as accurate as possible.

Morbidity

Acute health conditions (%)

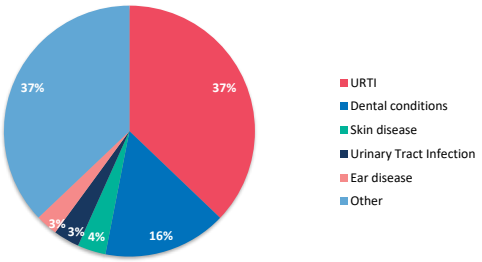

Chronic health conditions (%)

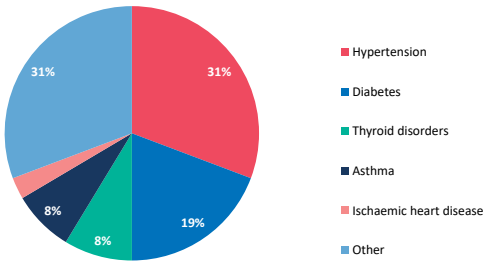

Top 5 acute health conditions

		% morbidity	# of consultations
1	URTI	37%	30,692
2	Dental conditions	16%	13,161
3	Skin disease	4%	3,012
4	Urinary Tract Infection	3%	2,767
5	Ear disease	3%	2,353
-	Other	37%	30,648

Top 5 chronic health conditions

		% morbidity	# of consultations
1	Hypertension	36%	1,993
2	Diabetes	23%	1,248
3	Thyroid disorders	10%	564
4	Asthma	9%	506
5	Ischaemic heart disease	3%	179
-	Other	19%	1,993

Breakdown of acute health conditions

by age

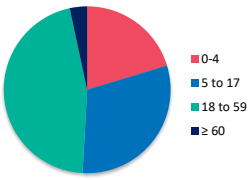

by gender

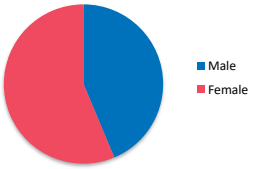

Breakdown of chronic health conditions

by age

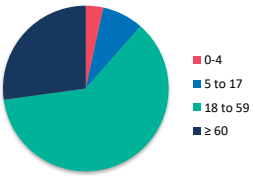

by gender

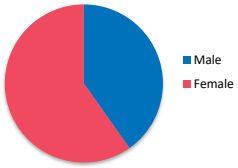

Public Health

Health Impact	Indicator	Standard	
Crude Mortality Rate (CMR) (/1000/month)	0.1	< 0.75	√
Under-five Mortality Rate (U5MR) (/1000/month)	0.2	< 1.5	√
Neonatal Mortality Rate (NNMR) (/1000 livebirths)	13.2	< 12	X

Access and utilization			
Total number of consultations	114,940		
Health utilisation rate	4.1	1 - 4	X
No. of consultations per trained clinician per day	39	< 50	√

Outbreak Alert and Response	Indicator	Standard
Number of outbreaks reported	0	
% of outbreaks investigated within 48 hours		100%

Laboratory	
Number of laboratory samples	31,809

Breakdown of mental health conditions

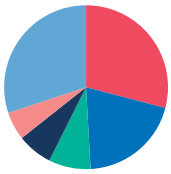

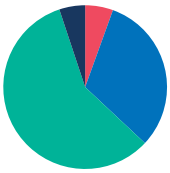

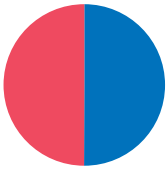

Inpatient Department Activities- In-Camp

In-patient department	Indicator	Standard	
Hospitalisation rate- in-camp (/1000/year)	52.5	50 - 150	
Bed occupancy rate	64%	> 75%	X
Mean length of stay for all discharges (days)	2.0		

Reproductive Health

Antenatal care	Indicator	Standard	
Coverage of antenatal care (4 or more visits)	92%	≥ 90%	√
Coverage of TT vaccination	34%	≥ 90%	X
Coverage of anaemia screening in pregnancy	92%	≥ 90%	√

Delivery care			
Proportion of deliveries attended by skilled personnel	100%	≥ 100	√
Proportion of deliveries performed by caesarean section	27%	5 - 15%	X
Proportion of low birth weight deliveries (<2500g)	5%	< 15%	√

Maternal mortality		
Number of maternal deaths reported	0	
% of maternal deaths investigated within 48 hours		100%

Postnatal care	Indicator	Standard	
Coverage of postnatal care	14%	≥ 90%	X

Sexual and Gender-based Violence		
Incidence of rape (reported cases/10,000/year)*	0.0	
% of rape survivors who received PEP** < 72 hours		100%
% of rape survivors who received ECP*** < 120 hours		100%
% of rape survivors who received STI**** prophylaxis < 2 wks		100%

*Only includes rapes reported at health facilities **Post-exposure prophylaxis ***Emergency contraceptive pill ****Sexually transmitted infection

UNHCR gratefully acknowledges the support of the following partners: