I. Refugees and Asylum Seekers in urban areas

Key Figures

7 343 Refugees and Asylum Seekers

5746 Refugees and Asylum Seekers biométrically registered

6 324 Registered Refugees

1 019 Asylum Seekers

Age and Gender of Refugee Population

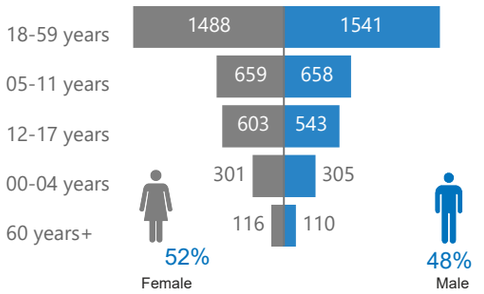

Age and Gender of Asylum Seekers

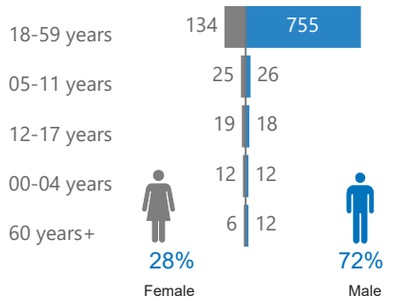

Urbans Asylum Seekers by location

Location	F	M	Total
Bukavu	2	3	5
Goma	20	17	37
Kinshasa	59	80	139
Lubumbashi	115	723	838
Total	**196**	**823**	**1019**

Number of Cires	Total
Bukavu	810
Goma	1184
Kinshasa	634
Lubumbashi	1158
Total	**3786**

Urbans Refugees by location

Location	F	M	Total
Bukavu	677	625	1302
Goma	1091	962	2053
Kinshasa	562	567	1129
Lubumbashi	837	1003	1840
Total	**3167**	**3157**	**6324**

Urbans Asylum seekers by country of origin

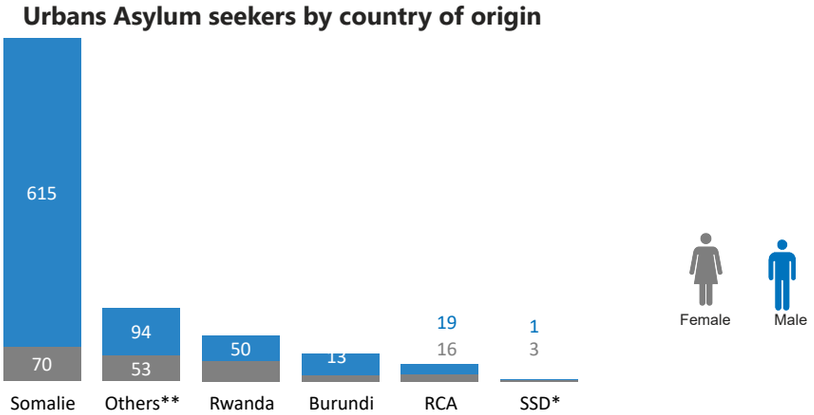

**Syrie(46), Angola(27), République du Congo,(19), Cameroun(5),..

Urbans refugees Profile

People with specific needs :

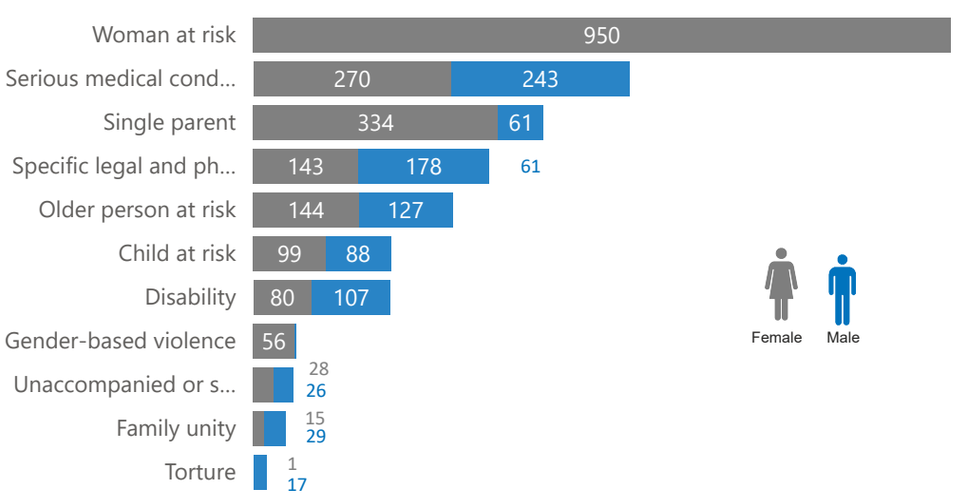

Urbans Refugees by location by country of origin

Location	F	M	Tot
Bukavu	**677**	**625**	**1302**
Burundi	131	156	287
Rwanda	546	469	1015
Goma	**1091**	**962**	**2053**
Burundi	359	302	661
Ouganda	4	1	5
Rwanda	728	659	1387
Kinshasa	**561**	**568**	**1129**
Angola	72	67	139
Burundi	32	27	59
Congo	62	80	142
Erithrée	4	4	8
Liberia	3	2	5
Ouganda	8	11	19
RCA	221	229	450
Rwanda	122	114	236
Sierra Leone	0	1	1
SSD	33	28	61
SUD	1	3	4
Syrie	0	0	0
Tchad	3	2	5
Lubumbashi	**837**	**1003**	**1840**
Burundi	448	583	1031
Cote d'Ivoire	5	4	9
RCA	1	4	5
Rwanda	364	390	754
Somalie	12	12	24
Syrie	7	10	17
Total	**3166**	**3158**	**6324**

Individually recognized refugees living in the cities of Goma, Kinshasa, Lubumbashi and Bukavu are considered urban refugees in the DRCongo. Continuous registration is carried out in these areas. They are all in possession of identity documents issued by the government with UNHCR support.

SSD: South Sudan
SUD: Sudan
RCA: Central African Republic

II. Central African Refugees and Asylum Seekers

Key Figures

204 540 Refugees and Asylum Seekers

149 581 Refugees and Asylum Seekers biometrically registered

204 481 Registered Refugees

59 Asylum Seekers

Age and Gender of Refugee Population

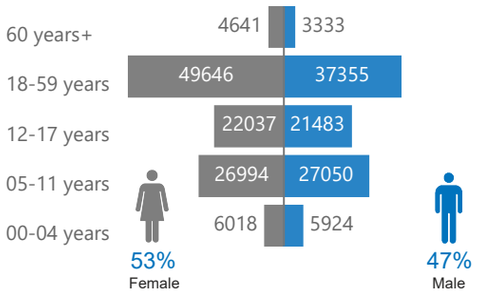

Age and Gender of Asylum Seekers

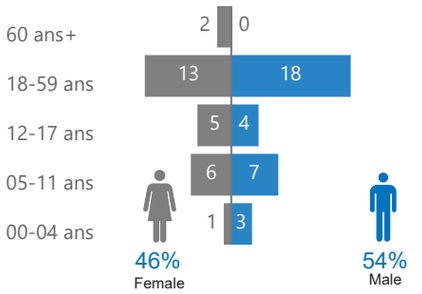

Central African Refugee Population by Type of Location

Rural	In settlements	Urban
152 315	51 711	455
74.5%	25.3%	0.2%

Central african Refugee in settlements

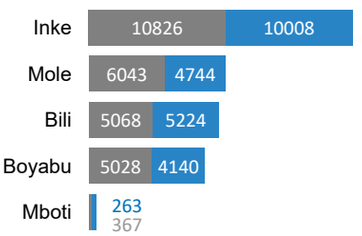

Refugees in the developpement pole

Location	F	M	Total
Modale	3571	3092	6663
nzakara	4799	3924	8723
sidi	2128	2040	4168
wenze	1825	1233	3058
Total	**12323**	**10289**	**22612**

Locations of Central African Refugee Population in DRC

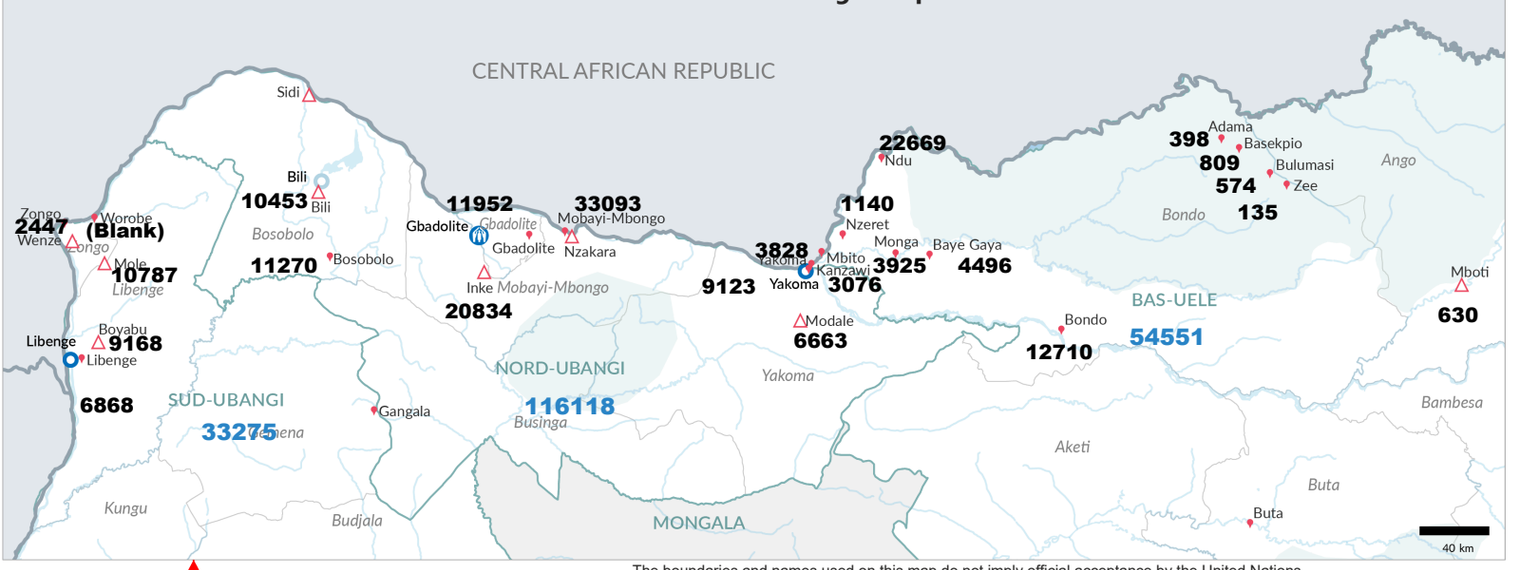

The boundaries and names used on this map do not imply official acceptance by the United Nations.

- Refugee Location
- Refugee Settlement
- UNHCR Sub-Office
- UNHCR Field-Office
- UNHCR Field-Unit
- International Boundary
- Provincial Border
- Other Countries
- Park
- Territorial Border

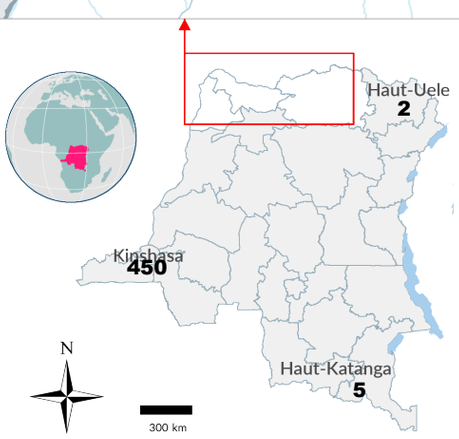

Central African Refugee Population Trend (2025)

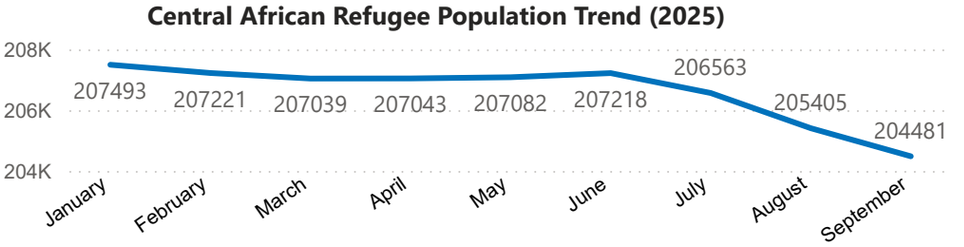

Comments about the figures of Central African refugees

204,540 Central African refugees and asylum seekers in DRC as at 30/09/2025, i.e. **204,481** refugees and **59** asylum seekers with identity documents issued by the government with UNHCR support. This represents a decrease of **0.45%** compared with august 2025, following repatriation activities in the Bili camp (North Ubangi Province), Mole Camp(South Ubangi Province) and at the Wenze Site(South Ubangi Province).

III. South Sudanese Refugees and Asylum Seekers

Key Figures

56 126 Reugees and Asylum Seekers

32 928 Refugees and Asylum Seekers biometrically registered

55 654 Registered Refugees

472 Asylum Seekers

Age and Gender of Refugee Population

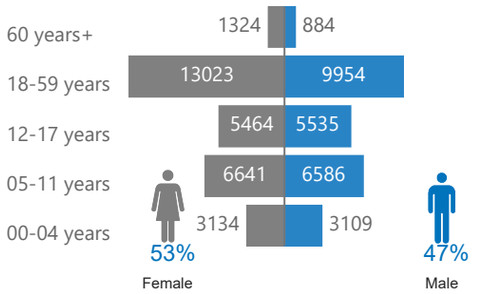

Age and Gender of Asylum Seekers

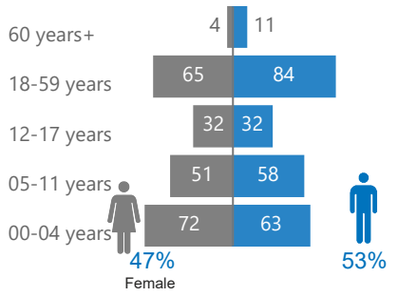

South Sudanese Refugee Population by Type of Location

Rural	In settlements	Urban
19 657	35 936	61
35.32%	64.57%	0.1%

South Sudanese Refugee in settlements

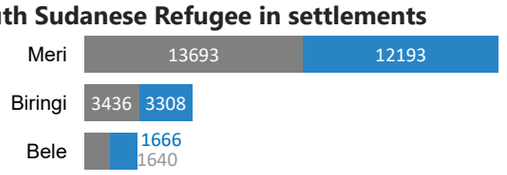

South Sudanese Urban refugee

Location	F	M	Total
Kinshasa	33	28	61
Total	**33**	**28**	**61**

Location of South Sudanese Refugees in DRC

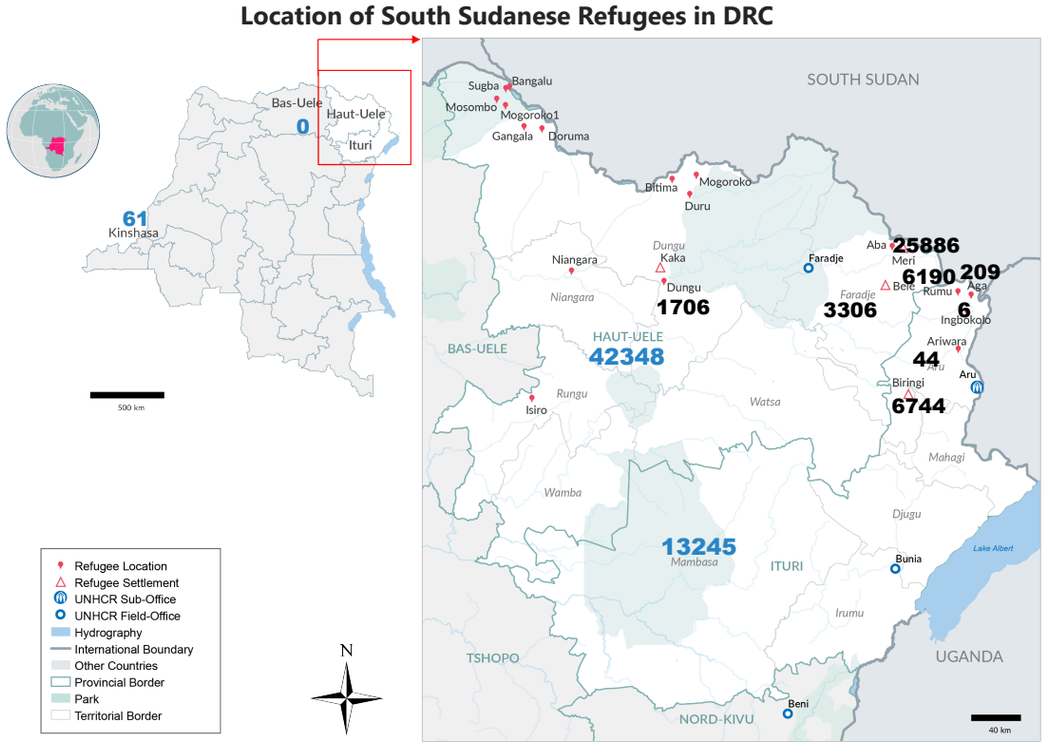

The boundaries and names used on this map do not imply official acceptance by the United Nations.

South Sudanese Refugee Population Trend (2025)

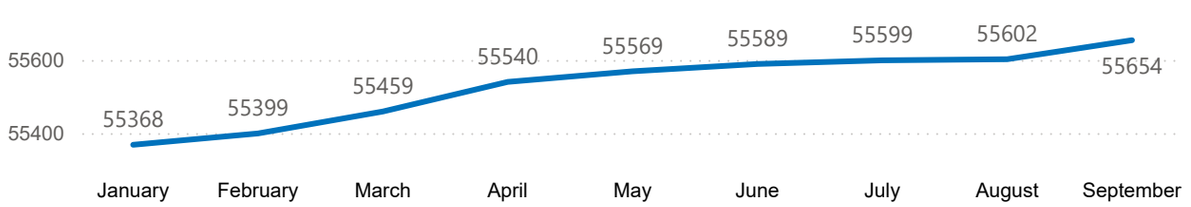

Comments about the figures of South Sudanese refugees

As at 30/09/2025, there were **56,126** South Sudanese refugees and asylum seekers in the DRC with identity documents issued by the government with the support of the UNHCR. There was a **0.09%** increase in the number of refugees observed for refugees after routine registration activities in the Bele, Meri and Biringi Sites.

IV. Burundian Refugees and Asylum Seekers

Key Figures

47 615 Refugees and Asylum Seekers

32 295 Refugees and Asylum Seekers biometrically registered

47 453 Registered Refugees

162 Asylum Seekers

Age and Gender of Refugee Population

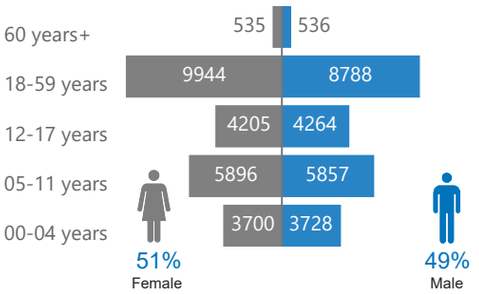

Age and Gender of Asylum Seekers

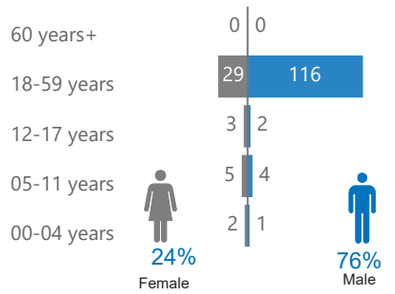

Burundian Refugee Population by Type of Location

Rural	In settlements	Urban
6 704	38 711	2 038
14.13%	81.58%	4.29%

Burundian Refugee in settlements



Burudian Urban refugee

Location	F	M
Lubumbashi	448	583
Goma	359	302
Bukavu	131	156
Kinshasa	32	27
Total	**970**	**1068**

Location of Burundian Refugees in DRC

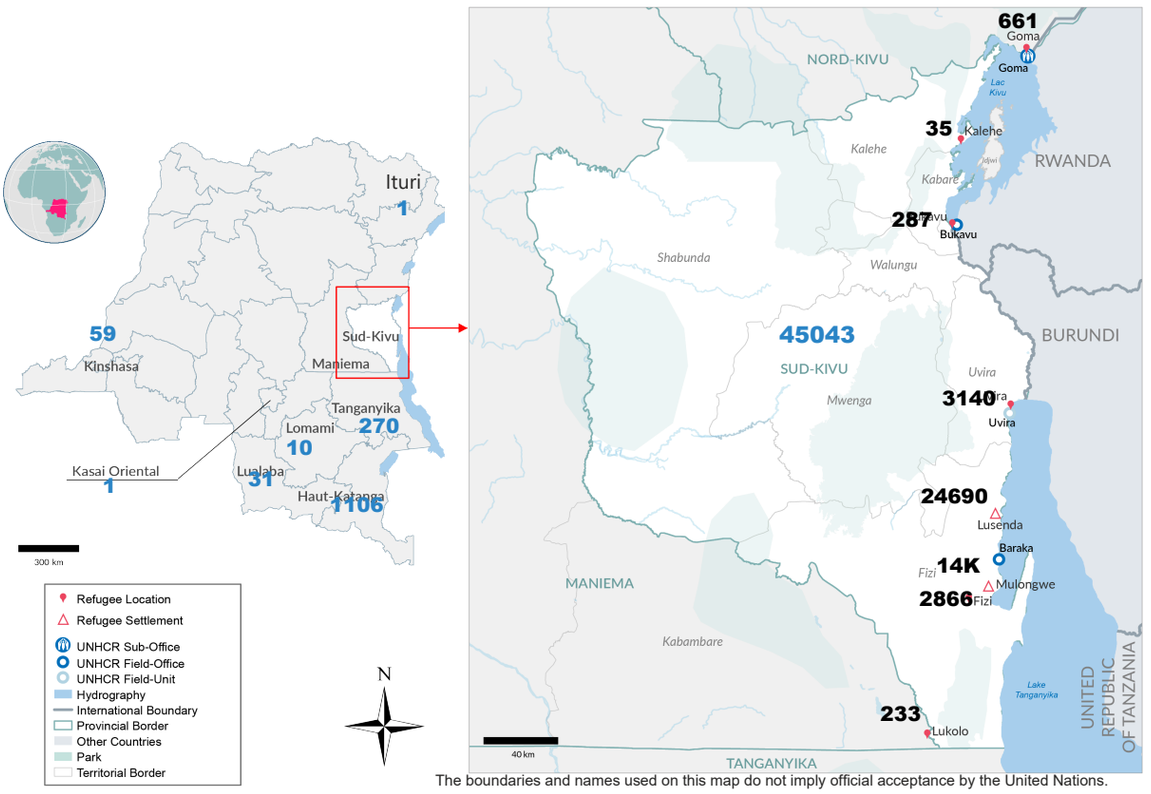

The boundaries and names used on this map do not imply official acceptance by the United Nations.

Burundian Refugee Population Trend (2025)

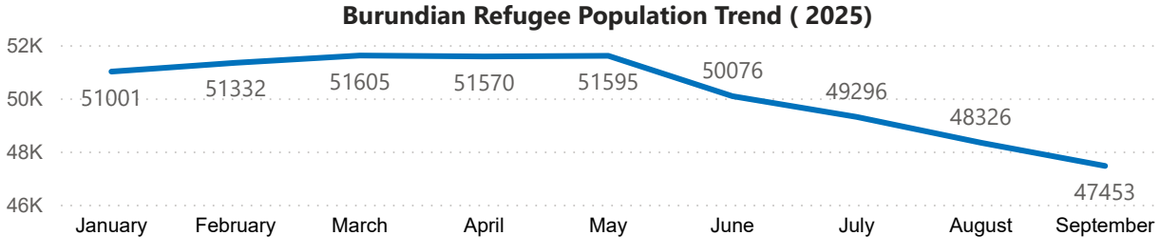

Comments about the figures of Burundian refugees

47,615 Burundian refugees and asylum seekers in the DRC as at 30/09/2025, including **47,453** refugees and **162** asylum seekers. This represents an **1.89%** decrease compared with July due to continuous registration operations. All refugees and asylum seekers hold identity documents issued by the government with technical support from UNHCR.

V. Rwandan Refugees and Asylum Seekers

Key Figures

200 602 Refugees and Asylum Seekers

4 972 Refugees and Asylum Seekers biometrically registered

200 464 Registered Refugees

138 Asylum Seekers

Age and Gender of Refugee Population

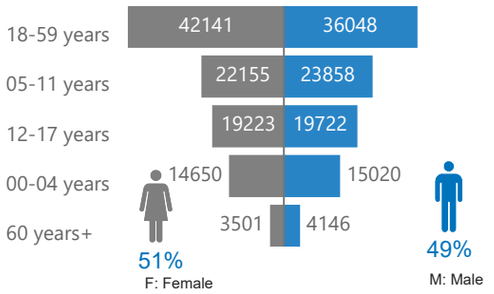

Age and Gender of Asylum Seekers

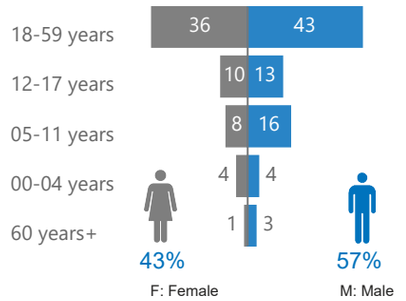

Rwandan Refugee Population by Type of Location

Rural	Urban
197 072	3 392
98.31%	1.69%

Rwandan refugee in province

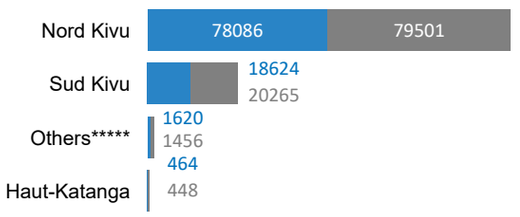

Rwandan Urban refugee

Localisation	F	M
Bukavu	546	469
Goma	728	659
Kinshasa	123	113
Lubumbashi	364	390
Total	**1761**	**1631**

Location of Rwandan Refugees in DRC

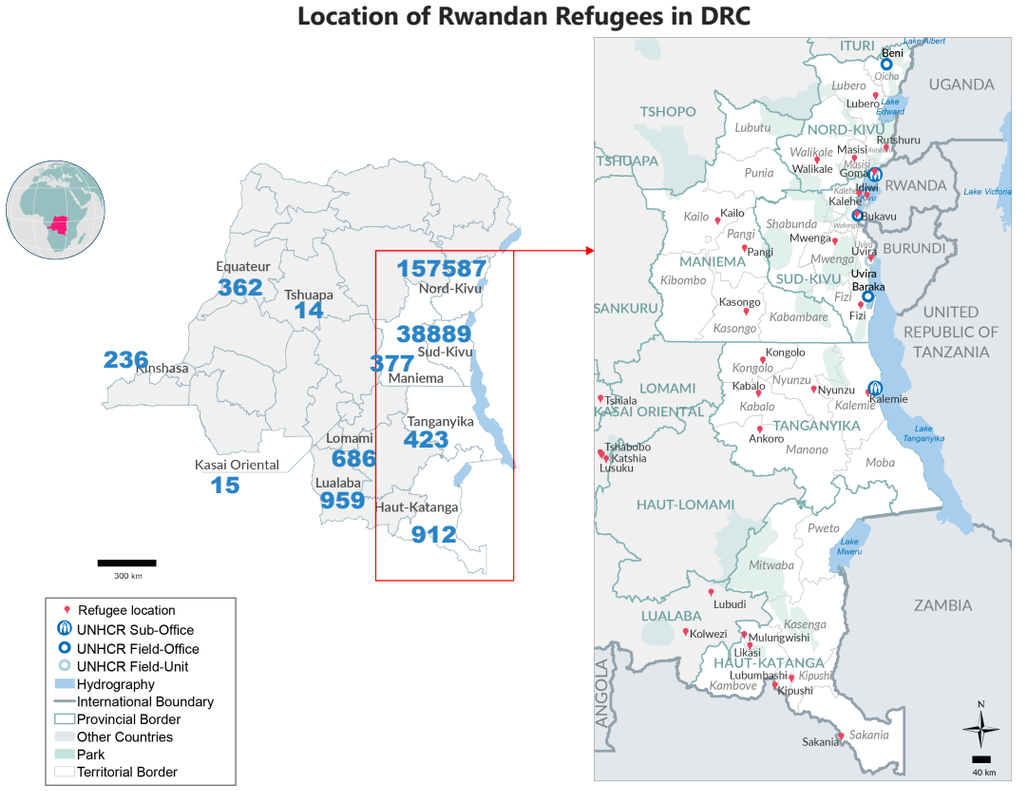

Rwandan Refugee Population Trend (2025)

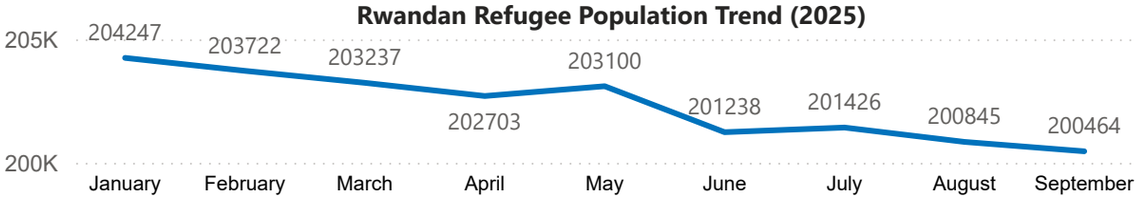

Comments about the figures of Rwandan refugees

The presence of armed groups, military operations and inaccessibility in areas with a high concentration of refugees have made it difficult to finalize the registration of Rwandan refugees in the provinces of North and South Kivu. Ongoing registration is effective in accessible areas. The same applies to the repatriation of Rwandan refugees continues. In 2025, **4.842** Rwandans have been repatriated voluntary to their country.