SPAIN Weekly snapshot - Week 41 (6 - 12 Oct 2025)

The charts below are based on figures from the Ministry of Interior and UNHCR estimates. All figures are provisional and subject to change

Refugees & migrants: sea and land arrivals in week 41[1]

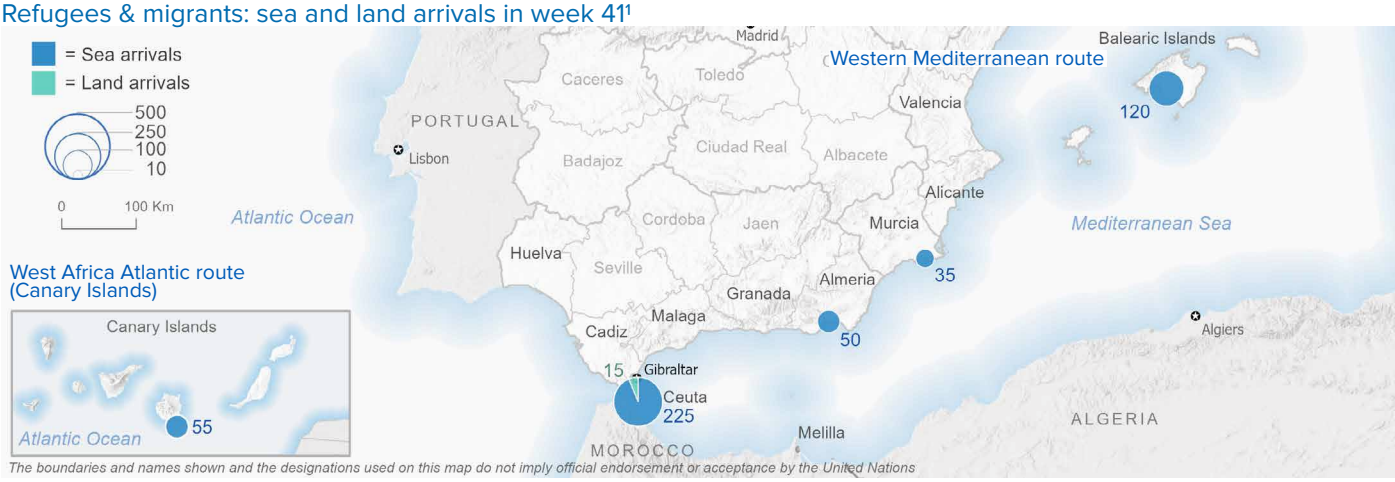

The boundaries and names shown and the designations used on this map do not imply official endorsement or acceptance by the United Nations

Arrivals in Spain

28,620 Arrivals as of 12 Oct 2025[2]

-36% Dif. 2024

27,881 Sea Arrivals[2]
Dif. 2024: -37%

739 Land Arrivals[2]
Dif. 2024: +107%

503 Arrivals Week 41[1]
Dif. last week: +41%
Dif. 2024: -56%

Western Mediterranean

15,628 Arrivals as of 12 Oct 2025[2]

+26% Dif. 2024

14,889 Sea Arrivals[2]
Dif. 2024: +24%

739 Land Arrivals[2]
Dif. 2024: +107%

450 Arrivals Week 41[1]
Dif. last week: +38%
Dif. 2024: +22%

West Africa Atlantic (Canary Islands)

12,992 Arrivals as of 12 Oct 2025[2]

-60% Dif. 2024

12,992 Sea Arrivals[2]
Dif. 2024: -60%

53 Arrivals Week 41[1]
Dif. last week: +77%
Dif. 2024: -93%

Arrivals in Spain during the last five weeks[1]

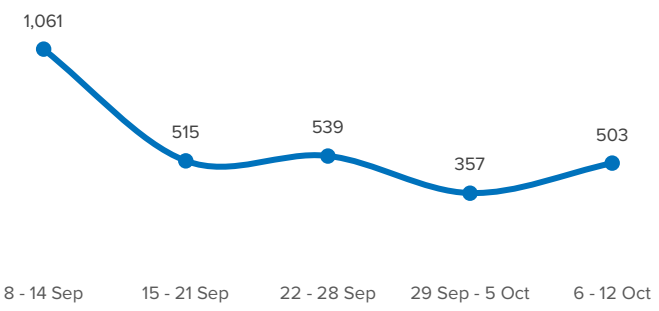

Arrivals in Spain by route during the last six months[2]

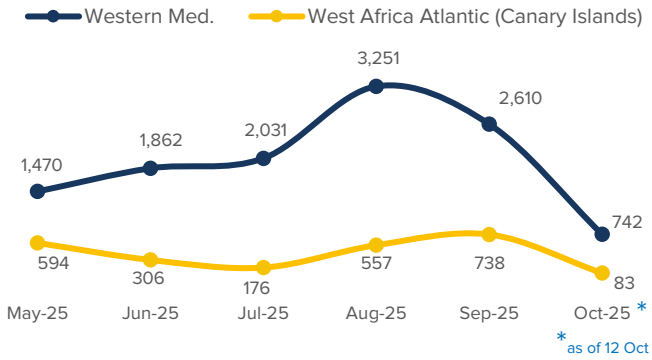

Arrivals in Spain per month[2]

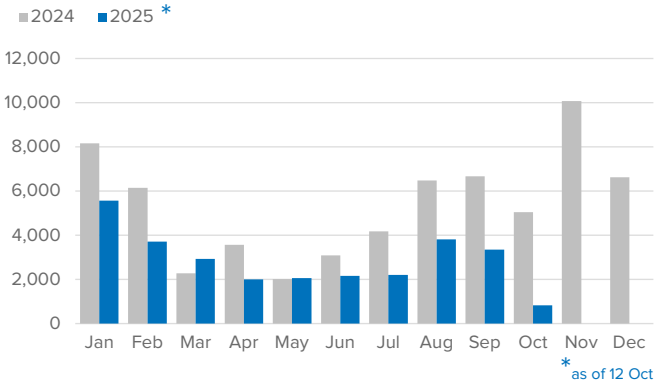

Arrivals in Spain per year[2]

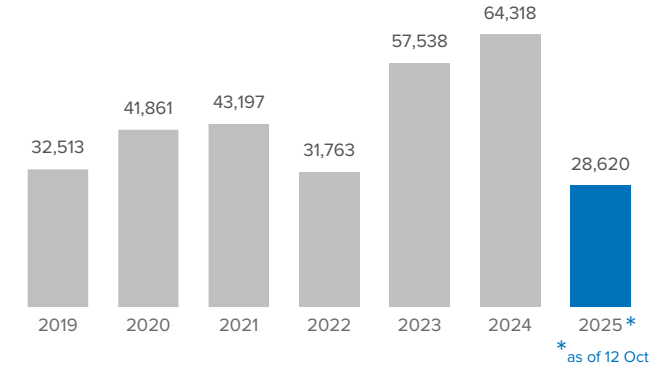

UNHCR / 16 Oct 2025
Source: UNHCR Spain data portal
[1]Based on UNHCR estimates.
[2]Based on figures from the Spanish Ministry of Interior and UNHCR estimates.