UNHCR The UN Refugee Agency | CORE

SYRIAN ARAB REPUBLIC

Syria governorates IDPs and IDP returnees overview

As of 23th October 2025

Key Figures

In Syria, an estimated 7 million individuals remain internally displaced (IDPs), residing both within communities and in IDP sites.
As of 21 August 2025, 4,8 million are estimated to be living outside IDP sites, while 1,4 million reside in 1,782 IDP sites and camps in Northwest Syria (NWS) and Northeast Syria (NES). The events of November 27,2024, and recent incidents in Sweida have triggered further displacement, with over 893,592 new IDPs reported as of 23th Oct, 2025. At the same time, IDP returns continue, with 1,900,826 individuals reported to have returned home since November 27, 2024, including 1,018,292 returning from IDP sitessince December 8, 2024

7,096,053* Estimated IDPs within Syria

4,818,551* Estimated IDPs residing outside IDP sites

1,408,773 Estimated IDPs inside IDP sites (CCCM Cluster)

1,900,826 Estimated IDP returnees from 27 Nov 2024 - 23th Oct2025

1,018,292 Estimated IDPs in sites who departed from IDP sites since 08 Dec 2024 (CCCM Cluster)

1,782 Current IDPs sites in Syria (CCCM Cluster)

IDPs age and gender breakdown

(Estimated using standard Syria SADD**)

3,583,701 Female

3,512,352 Male

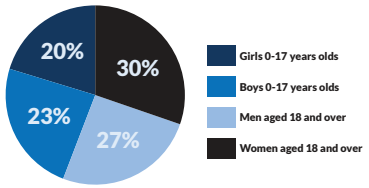

IDP returnees age and gender breakdown

(Estimated using standard Syria SADD**)

905,838 Female

988,595 Male

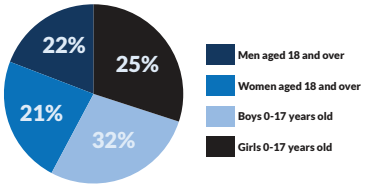

% IDPs by governorate

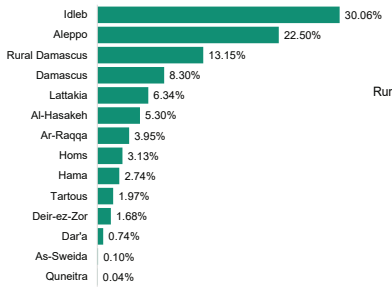

% IDP returnees by governorate

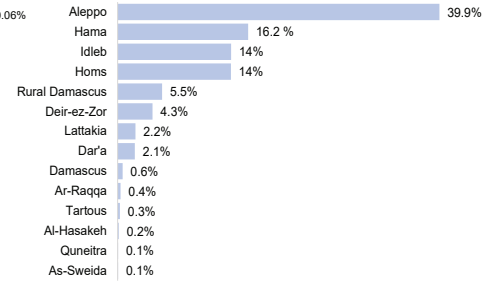

Locations of IDPs and IDP returnees by governorate

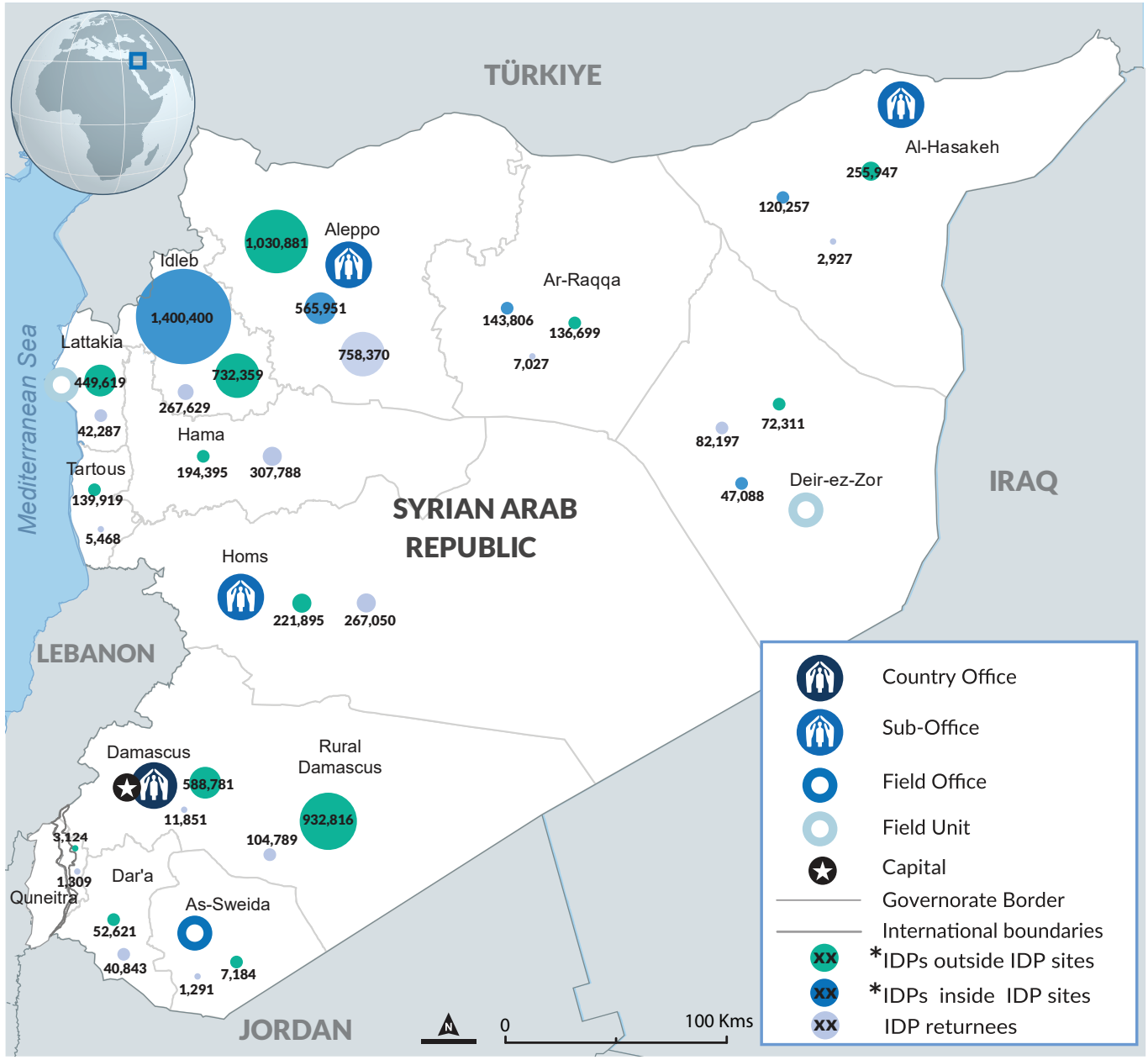

The boundaries and names shown and the designations used on this map do not imply official endorsement or acceptance by the United Nations.

UNHCR Comprehensive Overview of Response to Emergencies | imSyr@unhcr.org | Sources: Population Movement Reporting Tool (PMRT) , UNHCR, CCCM cluster, IDP task force dataset. *IDP task force December 2024

**Figures are subject to future adjustment, should not be considered final since field reporting is not consistent across all governorates. SADD: Sex and Age Disaggregated Data.