Azraq | Jordan

Public Health Profile
Quarter 3 28 June - 26 Sep 2025

Refugee population

Average Total Refugee Population: 37,963 | as of 26-Sep-2025

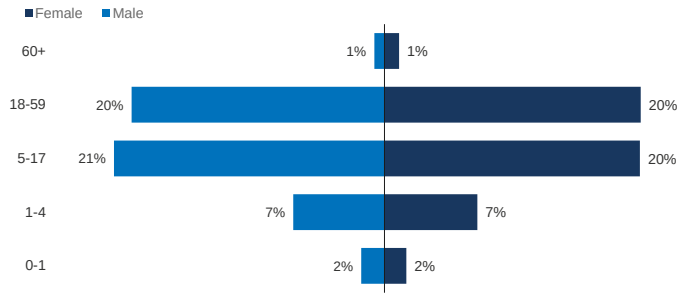

Note: figures might not add up to 100 per cent due to rounding
© UNHCR, The UN Refugee Agency

Key facts

Camp opened:
May 2014

Indicators at a glance

1	Health utilisation rate	3.9	√
2	Number of consultations per clinician per day	38	√
3	Hospitalisation rate- in-camp (/1000/month)	3.0	
4	% deliveries attended by skilled personnel	98%	X
5	Crude Mortality Rate (CMR) (/1000/month)	0.1	√
6	Under-five Mortality Rate (U5MR) (/1000/month)	0.3	√
7	Neonatal Mortality Rate (NNMR) (/1000 livebirths)	28.4	X

Notes

This public health profile for Azraq refugee camp is compiled from health facility data from the following partners:

- **IMC Hospital**
- **AMR Comrehensive Health Facility**
- **AMR Health Facility Village 2**
- **AMR Health Facility Village 5**
- **IFH RH Services**

Data is collected using standardised Health Information System (HIS) data collection and reporting tools and aims to be as accurate as possible.

Morbidity

Acute health conditions (%)

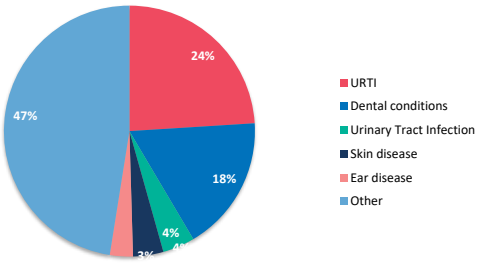

Chronic health conditions (%)

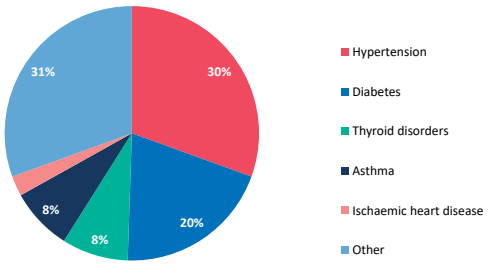

Top 5 acute health conditions

		% morbidity	# of consultations
1	URTI	24%	9,363
2	Dental conditions	17%	6,822
3	Urinary Tract Infection	4%	1,615
4	Skin disease	4%	1,523
5	Ear disease	3%	1,161
-	Other	47%	18,521

Top 5 chronic health conditions

		% morbidity	# of consultations
1	Hypertension	35%	904
2	Diabetes	23%	592
3	Thyroid disorders	10%	250
4	Asthma	9%	235
5	Ischaemic heart disease	3%	76
-	Other	21%	904

Breakdown of acute health conditions

by age

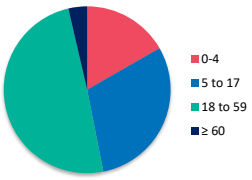

by gender

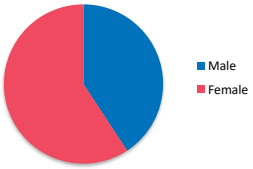

Breakdown of chronic health conditions

by age

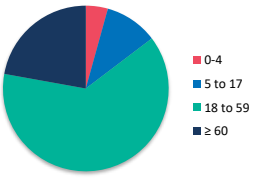

by gender

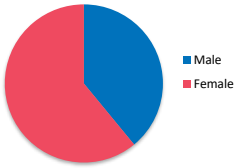

Public Health

Health Impact	Indicator	Standard	
Crude Mortality Rate (CMR) (/1000/month)	0.1	< 0.75	√
Under-five Mortality Rate (U5MR) (/1000/month)	0.3	< 1.5	√
Neonatal Mortality Rate (NNMR) (/1000 livebirths)	28.4	< 12	X

Access and utilization			
Total number of consultations	52,901		
Health utilisation rate	3.9	1 - 4	√
No. of consultations per trained clinician per day	38	< 50	√

Outbreak Alert and Response	Indicator	Standard
Number of outbreaks reported	0	
% of outbreaks investigated within 48 hours		100%

Laboratory	
Number of laboratory samples	10,201

Breakdown of mental health conditions

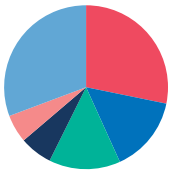

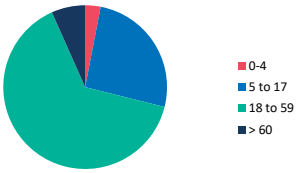

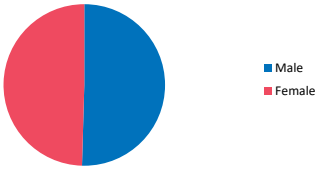

Inpatient Department Activities- In-Camp

In-patient department	Indicator	Standard	
Hospitalisation rate- in-camp (/1000/year)	36.4	50 - 150	
Bed occupancy rate	45%	> 75%	X
Mean length of stay for all discharges (days)	2.1		

Reproductive Health

Antenatal care	Indicator	Standard	
Coverage of antenatal care (4 or more visits)	92%	≥ 90%	√
Coverage of TT vaccination	37%	≥ 90%	X
Coverage of anaemia screening in pregnancy	92%	≥ 90%	√

Delivery care			
Proportion of deliveries attended by skilled personnel	98%	≥ 100	X
Proportion of deliveries performed by caesarean section	27%	5 - 15%	X
Proportion of low birth weight deliveries (<2500g)	10%	< 15%	√

Maternal mortality		
Number of maternal deaths reported	0	
% of maternal deaths investigated within 48 hours		100%

Postnatal care	Indicator	Standard	
Coverage of postnatal care	18%	≥ 90%	X

Sexual and Gender-based Violence		
Incidence of rape (reported cases/10,000/year)*	0.0	
% of rape survivors who received PEP** < 72 hours		100%
% of rape survivors who received ECP*** < 120 hours		100%
% of rape survivors who received STI**** prophylaxis < 2 wks		100%

*Only includes rapes reported at health facilities **Post-exposure prophylaxis ***Emergency contraceptive pill ****Sexually transmitted infection

UNHCR gratefully acknowledges the support of the following partners: