UNHCR Libya

107,961 Individuals | **46,201** Cases | **2.34** AVG Case Size

Registration Dashboard
1 December 2025

Legal Status: All
Urban or DC: All
Gender: All
Mantika: All

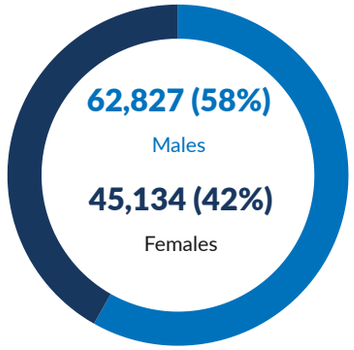

22,488 (21%) Boys
38,971 (36%) Men
23,760 (22%) Single Males
1,368 (1%) Elderly Men (60+)

19,822 (18%) Girls
24,458 (23%) Women
2,912 (3%) Single Females
854 (1%) Elderly Women (60+)

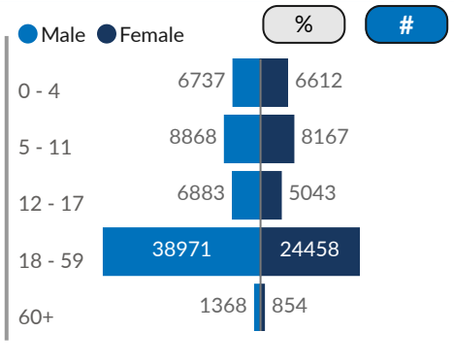

Place of Residence

Mantika	# of Individuals	% of Individuals
Tripoli	46,767	43.32%
Aljfara	27,305	25.29%
Misrata	9,336	8.65%
Azzawya	7,101	6.58%
Zwara	3,836	3.55%
Almargeb	3,738	3.46%
Unknown	2,818	2.61%
Benghazi	2,809	2.60%
Al Jabal Al Gharbi	1,202	1.11%
Ejdabia	601	0.56%
Al Jabal Al Akhdar	457	0.42%
Sebha	351	0.33%
Nalut	246	0.23%
Tobruk	229	0.21%
Murzuq	217	0.20%
Sirt	205	0.19%
Almarj	191	0.18%
Wadi Ashshati	135	0.13%
Ubari	121	0.11%
Alkufra	110	0.10%
Derna	105	0.10%
Aljufra	81	0.08%

New Registration / Closure

Refugee Trends

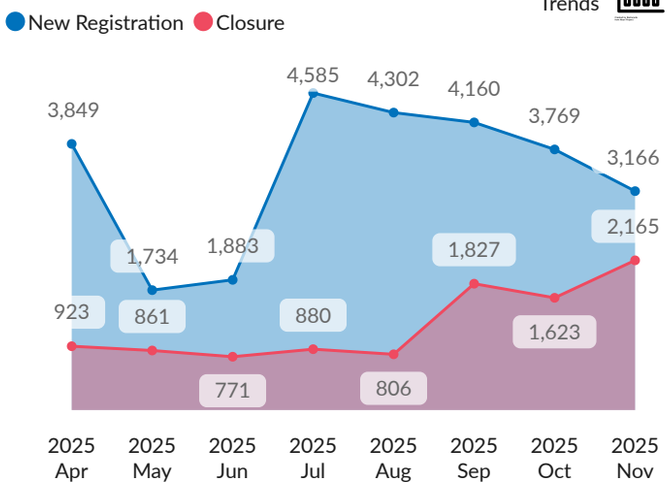

Nationality

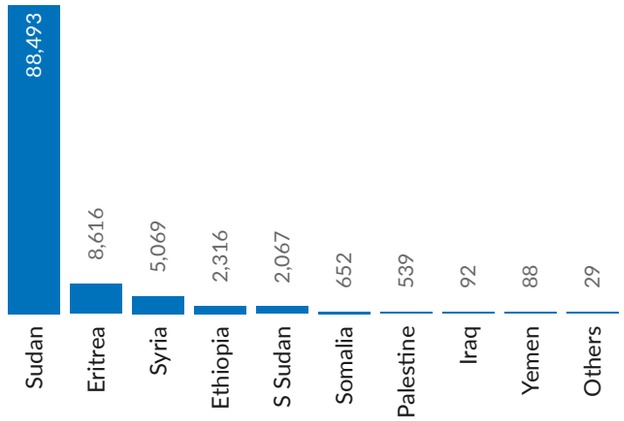

Education level in the country of origin

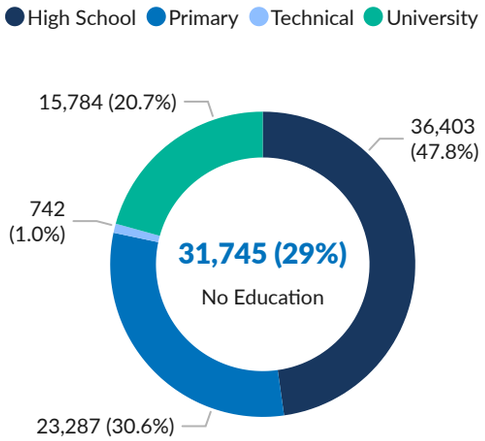

Specific Needs Categories

Categories	Individuals	% Value
Child at risk	15,419	15.46%
Disability	1,865	1.87%
Family unity	2,006	2.01%
Older person at risk	584	0.59%
Serious medical condition	9,588	9.62%
SGBV	3,131	3.14%
Single parent	3,680	3.69%
Specific legal and physical protection needs	52,030	52.18%
Torture	1,676	1.68%
Unaccompanied or separated child	2,150	2.16%
Woman at risk	7,581	7.60%

* Specific needs categories can only be filtered by Nationality

Occupation in the country of origin

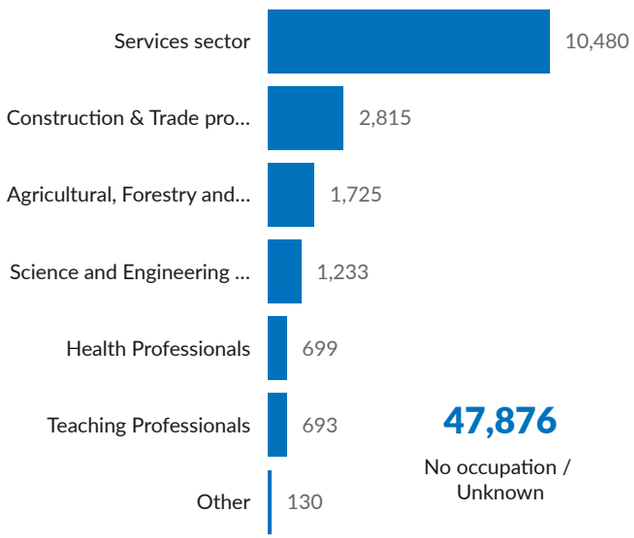

47,876
No occupation / Unknown

* data contains only adult population

Location Map

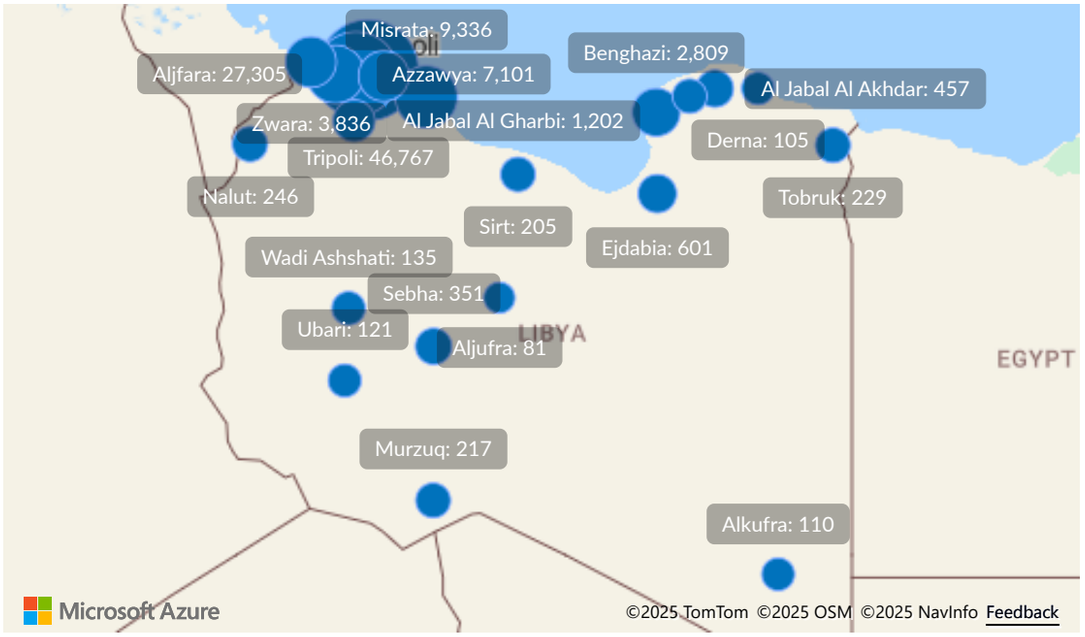

Publication date: 1 December 2025; Source: UNHCR Libya; Contact: lbytunupdate@unhcr.org