Food Security Dashboard

Uganda Refugee Response Plan (RRP) 2024 - 2025

Quarter 3
July - September

Quarter
Q3 2025

Overview of the sector and narrative

The Sector Overview:

The Food Security sector continues to play a pivotal role in advancing Sustainable Development Goal (SDG) 2.1 by improving access to nutritious food and promoting refugee self-reliance. The sector supports this effort by delivering General Food Assistance (GFA) to the most vulnerable refugees across the 13 refugee settlements in Uganda, and by fostering self-reliance and resilience to facilitate a gradual transition off food assistance through the Self Reliance Model.

The Result Analysis:

In Quarter three, the food security sector provided General Food Assistance to refugees through both In-Kind (IK) food assistance and Cash-Based Transfers (CBT). A total of 608,628 refugees were assisted in Q3, compared to over 1.6 million in Q2. Of those assisted, 45.8% received In-Kind assistance, while 54.2% received CBT. A total of USD 5.3 million and 6,412.7 MT of food were distributed. Findings from the 2025 Food Security and Nutrition Assessment (FSNA) indicate a deteriorating food security and nutrition situation among refugees. Global Acute Malnutrition (GAM) among children under five increased by 1.9 percentage points, representing a 35% rise from 2024. The situation more than doubled in Bidibidi, Kyangwali, Nakivale, and Oruchinga settlements. Acute malnutrition among pregnant and breastfeeding women also rose sharply by 3.6 percentage points—a 90% increase compared to 2024. In Rhino Camp, rates escalated from 3.1% to 14.8%, with similarly high levels reported in Imvepi, Kyangwali, and Palorinya. Severe food insecurity has significantly worsened in 8 of the 13 refugee settlements, with 63% of refugee households now affected, compared to 29% in host communities. In response, a review mechanism was launched in April 2025 to enable refugee households in Categories 2 and 3 to appeal for reassessment of their classifications. A total of 60,846 unique households (390,118 individuals) registered their appeals. Following analysis, 46,986 refugees were recommended for reclassification into Category 1 and were reinstated to receive GFA effective September 2025.

The Key Challenges/Opportunities:

The reduction in GFA rations has decreased household food availability, potentially increasing food insecurity and triggering negative coping mechanisms among refugees. Additionally, the prioritization exercise led to the exclusion of approximately one million refugees from assistance. These combined factors have contributed to the deterioration of food security and nutrition among refugee populations.

The Sector Priorities:

The digitization of Cash-Based Transfers (CBT) remains a core priority to enhance operational efficiency and promote financial inclusion. The sector will also continue to advocate for increased funding to scale up the Targeted Supplementary Feeding Programme (TSFP) for children aged 6–59 months and Pregnant and Breastfeeding Women (PBW), particularly in settlements with high Global Acute Malnutrition (GAM) rates.

Key Indicators

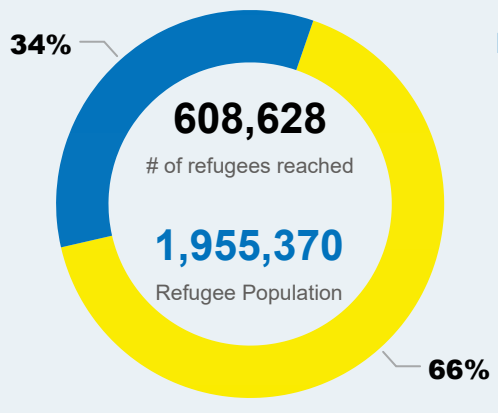

Refugees receiving monthly food assistance

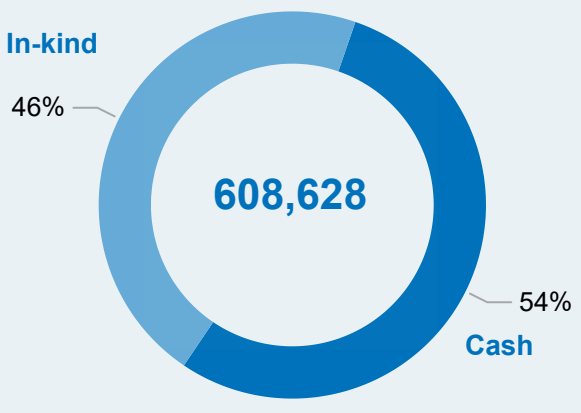

Monthly Food Assistance by transfer modality

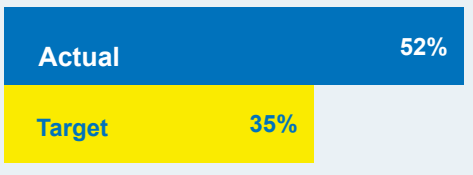

Households with poor or borderline consumption score

Achievements data: ActivityInfo (reported by sector lead) **Author:** UNHCR Representation in Uganda **Feedback:** ugakaimug@unhcr.org **For more info:** https://data.unhcr.org/en/country/uga
Sectors contacts: Catherine Kyokunzire (WFP)
catherine.kyokunzire@wfp.org, +256783944962
Published: November 2025

Food Security Dashboard

Uganda Refugee Response Plan (RRP) 2024 - 2025

Quarter 3
July - September

Quarter: Q3 2025

Key Indicators

Outcome: Refugees and asylum seekers have improved access to adequate nutritious food

Indicator	*Actual*	*Target/Standard ('25)*	*Actual* / *Gap*
Refugees receiving in-kind food assistance			
- Congolese Refugees	1,582	206,176	99%
- South Sudanese Refugees	267,200	386,484	97%
- Other refugees	6,378	55,447	12% / 88%
Refugees receiving food assistance through cash transfers			
- Congolese Refugees	154,319	309,261	50% / 50%
- South Sudanese Refugees	65,328	579,727	11% / 89%
- Other refugees	107,274	83,171	>100%

Outcome: Refugees and asylum seekers have improved access to adequate nutritious food

Proportion of HHs with insufficient food consumption (SUM poor and borderline food Consumption Score)			
- Congolese Refugees	34	35	>100%
- South Sudanese Refugees	64	35	>100%
- Other refugees	46	35	286%

Outcome: Reduced Prevalence of Acute and Chronic Malnutrition among Refugees and Asylum Seekers in Uganda

Moderate Acute Malnutrition Treatment Recovery Rate			
- Congolese Refugees	56	85	56%
- South Sudanese Refugees	86	85	>100%
- Other refugees	91	85	>100%

Funding

163M

Total Requirement

22M — 141M

Received **13%** Gap **87%**

Achievements data: ActivityInfo (reported by sector lead) **Author:** UNHCR Representation in Uganda **Feedback:** ugakaimug@unhcr.org **For more info:** https://data.unhcr.org/en/country/uga

Sectors contacts: Catherine Kyokunzire (WFP)
catherine.kyokunzire@wfp.org, +256783944962

Published: November 2025

Food Security Dashboard

Uganda Refugee Response Plan (RRP) 2024 - 2025

Quarter 3
July - September

Quarter
Q3 2025

Key Indicator comparison by settlement

Refugees receiving food assistance | In-kind vs Cash transfers | Data as of Q3 2025

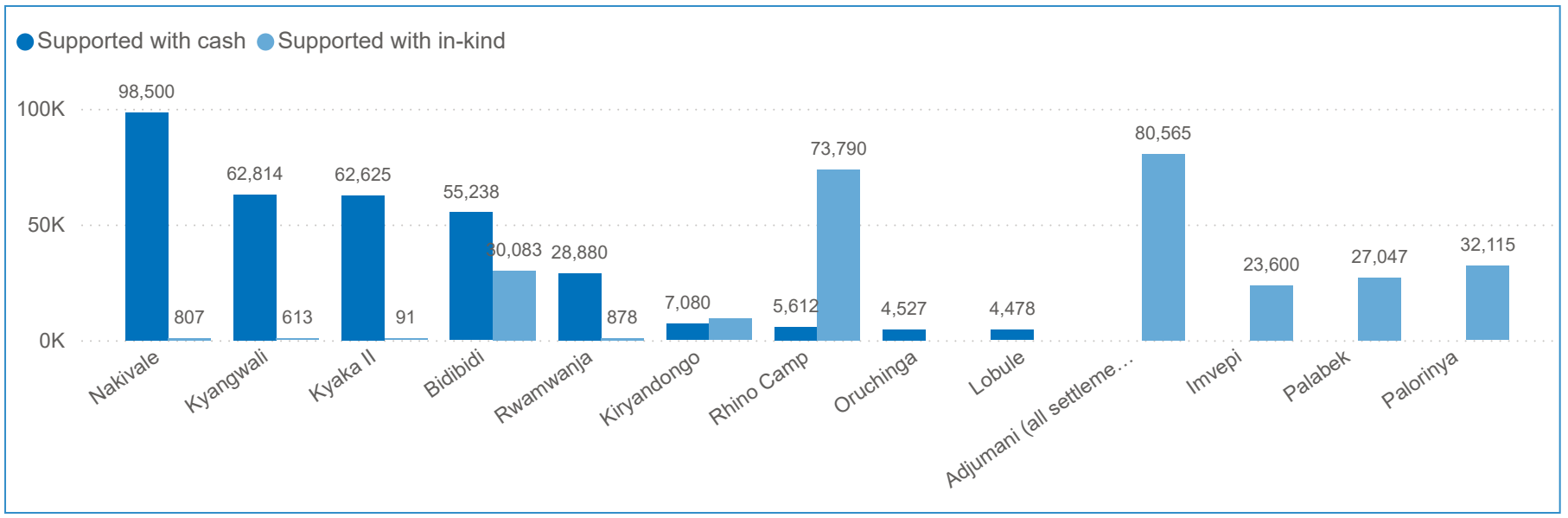

Refugees receiving food assistance | Total individuals supported | Settlement Comparison | Q3 2025

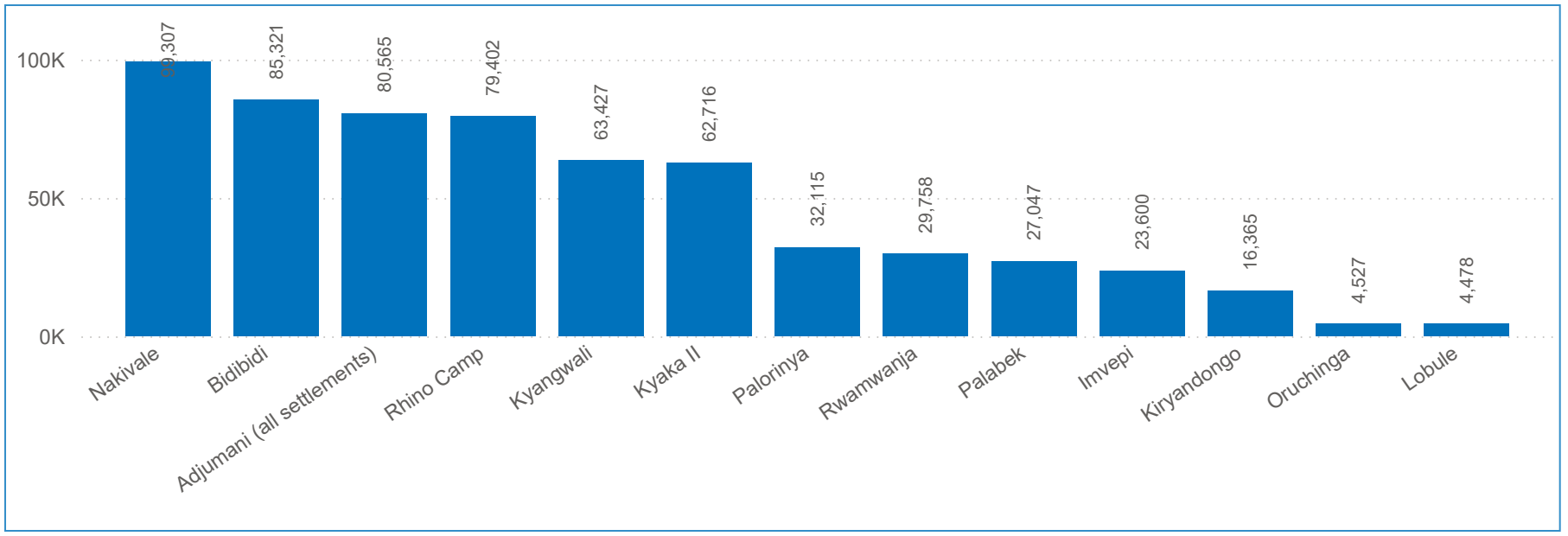

Refugees receiving food assistance | Total individuals supported | Settlement Comparison | Q3 2024

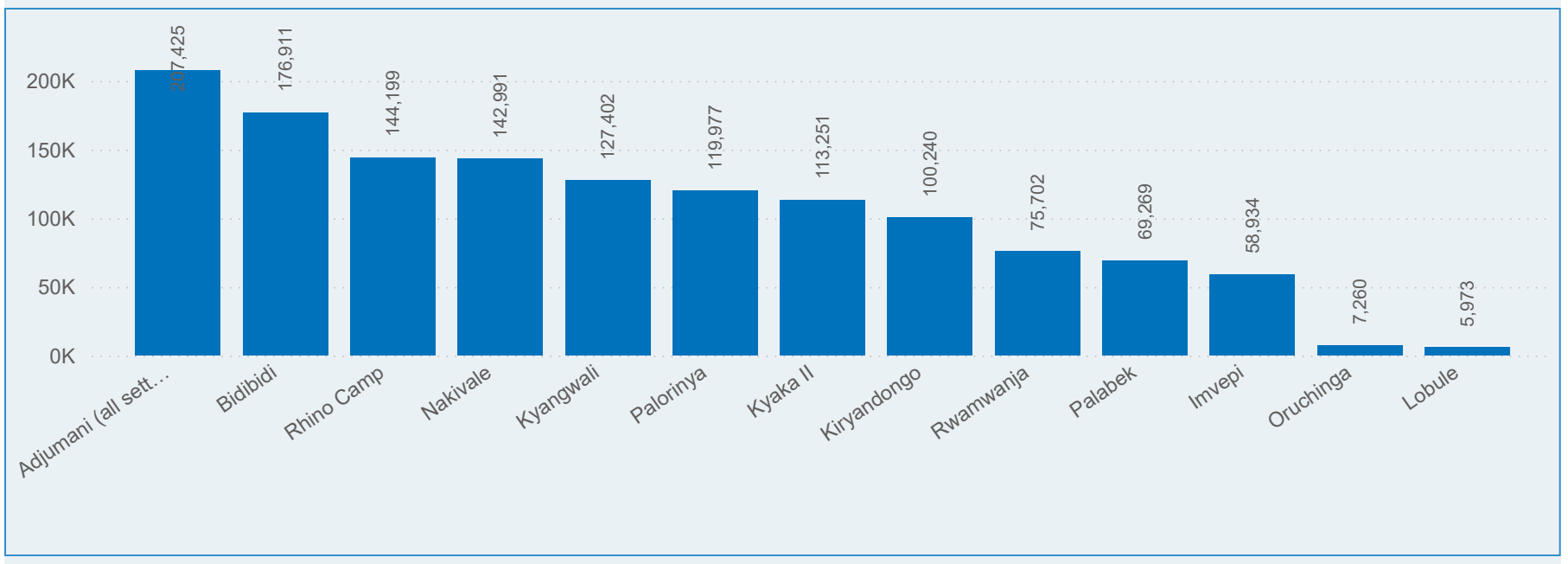

Achievements data: ActivityInfo (reported by sector lead) **Author:** UNHCR Representation in Uganda **Feedback:** ugakaimug@unhcr.org **For more info:** https://data.unhcr.org/en/country/uga
Sectors contacts: Catherine Kyokunzire (WFP) **Published**: November 2025
catherine.kyokunzire@wfp.org, +256783944962

Food Security Dashboard

Uganda Refugee Response Plan (RRP) 2024 - 2025

Quarter 3
July - September

Quarter
Q3 2025

Partner Reporting

Partner
AFI
AFOD
Airtel
CESVI

Partner
Equity Bank
HFU
LWF
MTI

Partner
MTN
Post Bank
WFP
WVU

12 Partners | **6** INGOs | **5** NNGOs | **1** UN Agency

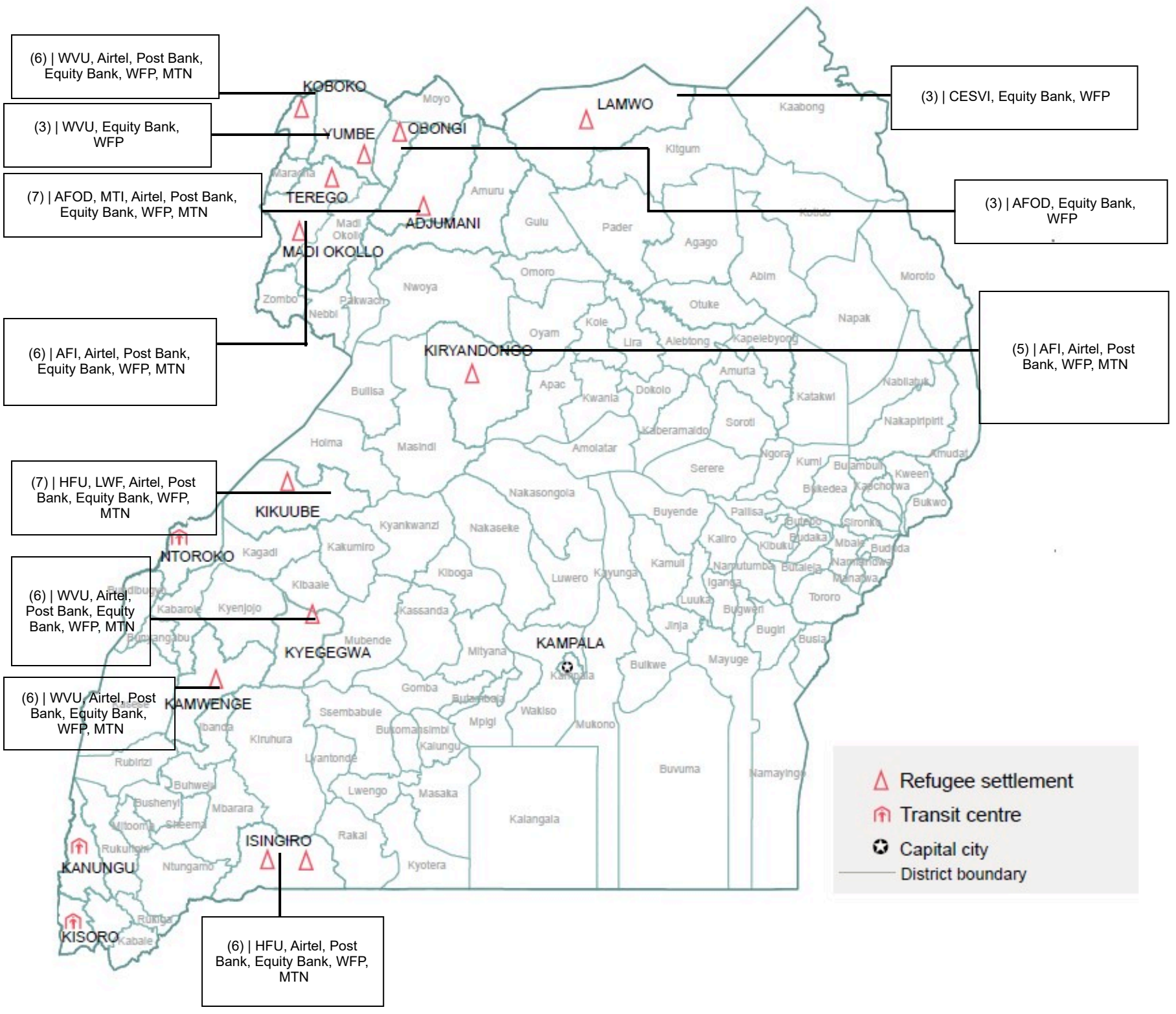

Sectors contacts: Catherine Kyokunzire (WFP)
catherine.kyokunzire@wfp.org, +256783944962

Published: November 2025

Food Security Dashboard

Uganda Refugee Response Plan (RRP) 2024 - 2025

Quarter 3
July - September

Quarter: Q3 2025

Operational Presence

District	Settlement	Partner Type	Partner
All	All	All	All

Partners by District and Settlement

District	Settlement	Partner Type	Partner
Adjumani	Adjumani	INGO	Airtel
Adjumani	Adjumani	INGO	Equity Bank
Adjumani	Adjumani	INGO	MTI
Isingiro	Nakivale	INGO	Airtel
Isingiro	Nakivale	INGO	Equity Bank
Isingiro	Oruchinga	INGO	Airtel
Isingiro	Oruchinga	INGO	Equity Bank
Kamwenge	Rwamwanja	INGO	Airtel
Kamwenge	Rwamwanja	INGO	Equity Bank
Kamwenge	Rwamwanja	INGO	WVU
Kikuube	Kyangwali	INGO	Airtel
Kikuube	Kyangwali	INGO	Equity Bank
Kikuube	Kyangwali	INGO	LWF
Kiryandongo	Kiryandongo	INGO	Airtel
Koboko	Lobule	INGO	Airtel
Koboko	Lobule	INGO	Equity Bank
Koboko	Lobule	INGO	WVU
Kyegegwa	Kyaka II, Uganda	INGO	Airtel
Kyegegwa	Kyaka II, Uganda	INGO	Equity Bank

No of Partners by District

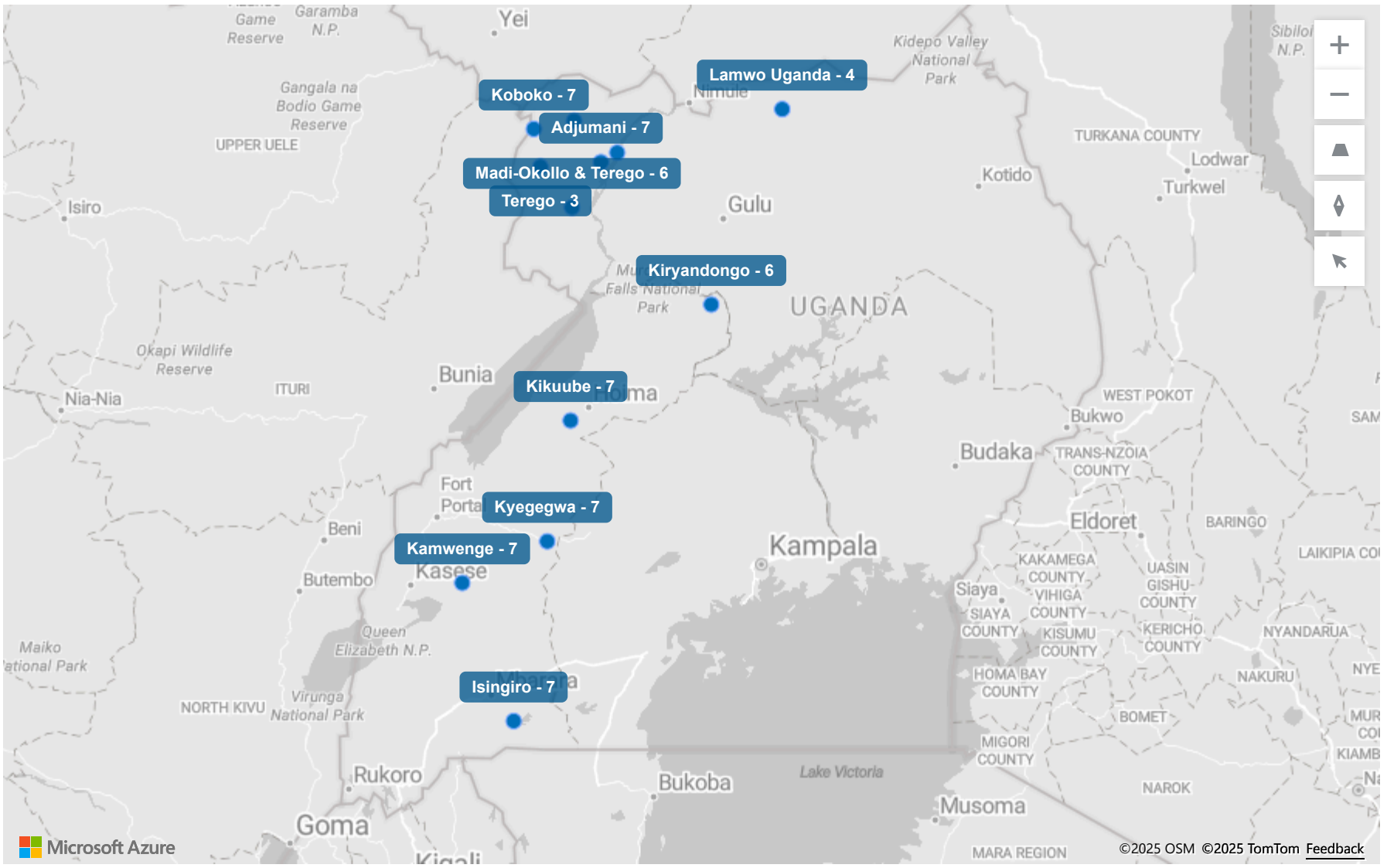

Achievements data: ActivityInfo (reported by sector lead) **Author:** UNHCR Representation in Uganda **Feedback:** ugakaimug@unhcr.org **For more info:** https://data.unhcr.org/en/country/uga

Sectors contacts: Catherine Kyokunzire (WFP)
catherine.kyokunzire@wfp.org, +256783944962

Published: November 2025