ISWG
Inclusion & Solutions
Working Group Moldova

Regional Refugee Response
for the Ukraine Situation

Inclusion & Solutions

Working Group Moldova

November 12, 2025
Chisinau
meeting #6
mdachiswg@unhcr.org

MINISTERUL
MUNCII ȘI
PROTECȚIEI
SOCIALE

UNHCR
The UN Refugee Agency

unicef

UNDP

WFP
World Food
Programme

Agenda

- SEIS 2025 findings (presented by REACH)
- Updates on the ISWG Action Plan
- AOB

ISWG Inclusion & Solutions Working Group Moldova | Regional Refugee Response for the Ukraine Situation

Socio-Economic Insights Survey (SEIS)

Preliminary analysis

Regional Refugee Response for the Ukraine Situation

MOLDOVA

SOCIO-ECONOMIC INSIGHTS SURVEY (SEIS)

October 2025

Preliminary analysis

REACH Informing more effective humanitarian action

UNHCR The UN Refugee Agency

OBJECTIVES & METHODOLOGY

OBJECTIVES

Regional Refugee Response for the Ukraine Situation

The **SEIS** is a collaborative process which identifies the most pressing needs of refugees across various sectors. Comprehensive and accurate data is gathered to guide the planning, implementation, and evaluation of programs and interventions aimed at addressing those needs.

The SEIS 2025, along with the SEIS 2024 and REACH MSNAs* conducted in 2023 and 2022, assessed several key areas:

- Needs of Ukrainian refugees in Moldova;
- Level of socio-economic integration and access to national systems;
- Service gaps and refugees' priorities for the coming year;
- Identify changing trends in refugees' needs

While some results can be compared over time, changes in the assessment methodology, respondent identification strategy, and questionnaires each year may limit the full comparability of results.

The SEIS is a key source of information for the 2026 Refugee Response Plan (RRP) planning, which aims to capture funding and planning requirements for the response.

These preliminary results cover the following topics:

- **DEMOGRAPHICS**
- **PROTECTION**
- **EDUCATION**
- **SOCIAL ECONOMIC INCLUSION AND LIVELIHOOD**
- **HEALTH**
- **ACCOMMODATION**

* REACH conducted Multi-Sector Needs Assessments (MSNAs) in Moldova in 2022 and 2023.

OVERVIEW

Regional Refugee Response for the Ukraine Situation

COMPLETED INTERVIEWS

532 HHs

POPULATION COVERAGE

Refugee HHs* (HH) displaced from Ukraine to Moldova following the escalation of hostilities in February 2022, with a focus on those living outside of Refugee Accommodation Centres (RACs).

DATA COLLECTION BY

REACH Initiative

DATA COLLECTION

From **21 May** to **7 July 2025**

PRELIMINARY ANALYSIS BY

REACH Initiative, UNHCR Regional Bureau for Europe (RBE)

* For this assessment, a refugee HH is defined as a HH with at least one HH member with Ukrainian citizenship that has been displaced from Ukraine to Moldova after February 24, 2022.

METHODOLOGY

Regional Refugee Response for the Ukraine Situation

GEOGRAPHIC COVERAGE	**National coverage,** excluding the Transnistrian region.
SAMPLING	The 2025 SEIS initially applied a probability sampling design based on the UNHCR Multi-Purpose Cash Assistance (MPCA) HH beneficiary database (May 2024) but, due to low response rates, shifted to a **non-probability stratified purposive and snowball sampling** approach. The two strata were the Municipality of Chișinău and the Rest of Moldova (excluding the Transnistrian region), each hosting roughly half of the refugee population. The final sample included 275 household interviews in Chișinău and 250 in the Rest of Moldova, for a total of 525 interviews. A more detailed explanation of the sampling changes and adjusted targets is documented in the methodology note. **Sampling frame at raion level** (admin 1).
DESIGN	HH surveys were distributed based on **stratification** (Municipality of Chișinău and Rest of Moldova).
DATA COLLECTION	Primary data was collected through in-person quantitative HH-level surveys from **21 May to 7 July 2025** by enumerators from the REACH Initiative.
SAMPLE SIZE	532 HHs (with the overall minimum target of interviews sampled being 525), covering 1128 individual HH members.
WEIGHTS	**Strata weights** were applied to national-level findings only to correct for distortions in proportionality created by the sampling design (i.e., stratification by region), as the majority of refugee HHs are concentrated in the Municipality of Chișinău, with fewer HHs in more rural areas.

LIMITATIONS

Regional Refugee Response for the Ukraine Situation

- **Representativeness:** Due to the absence of an official nationwide record of the exact number of Ukrainian refugees and geographic dispersion in Moldova, the sampling framework relied on an existing list, MPCA list as of May 2024. Consequently, purposive, non-probability sampling was applied. As a result, the findings **are not statistically representative** of the entire population and should be seen as **indicative only**.

- **Geographical coverage:** The SEIS does not cover the Transnistrian region, a self-declared autonomous area not controlled by the Moldovan government, due to political sensitivities and access constraints.

- **Selection bias:** Enumerators frequently visited places where refugees typically gather or referred to local authorities to identify potential respondents, which may have introduced a selection bias. Additionally, respondents were identified through snowball sampling, which may have led to the overrepresentation of individuals with similar backgrounds and experiences.

- **Overrepresentation of certain raions:** Data collection in some areas continued while the revised sample size for the Rest of Moldova was proposed, resulting in targets being exceeded. For example, 66 interviews were conducted in UTA Găgăuzia, compared with a revised target of 44. This overrepresentation may influence overall findings if respondents from these raions differ substantially from those in other raions and should be considered when interpreting the results.

- **Data verification:** Data discrepancies were checked with enumerators and addressed accordingly, though they could not be verified in some cases. As a result, there may be some inconsistencies or missing data.

- **Sensitive topic underreporting**: Respondents may have underreported sensitive topics such as income and expenses due to perceived privacy concerns.

DEMOGRAPHICS

DEMOGRAPHICS

RESPONDENTS

Regional Refugee Response for the Ukraine Situation

Respondents by gender & age group (n=532)

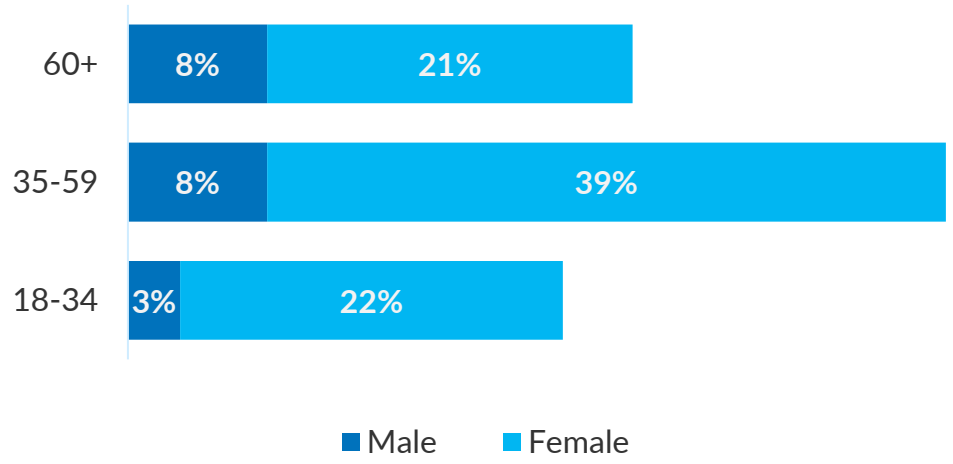

% of respondents by citizenship (n=532)

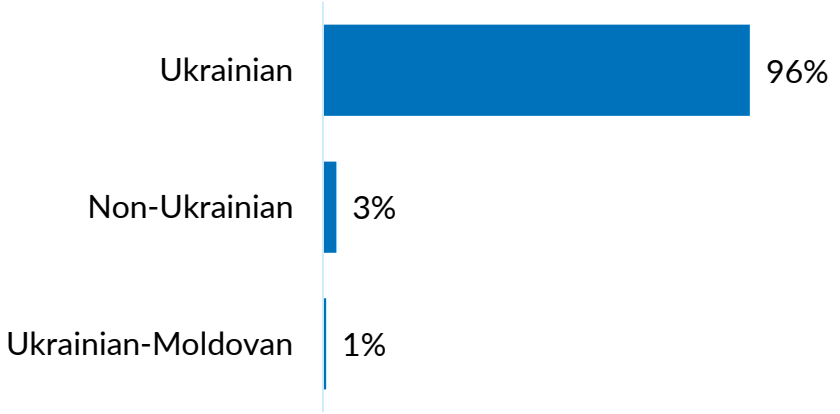

Note: Some results do not add up to 100% due to rounding.

Approximately **82%** of respondents were **women**, and **19%** were **men**. The largest age group was 35-59 **(47% of respondents)**.

Nearly all respondents **(96%)** held **Ukrainian citizenship**, **3%** held **non-Ukrainian citizenship** (Moldovan or Russian), and **1%** held **dual citizenship** (Ukrainian and Moldovan).

DEMOGRAPHICS

Regional Refugee Response for the Ukraine Situation

HH AND POPULATION CHARACTERISTICS

Average HH size
2.13

% of HHs with a chronically ill member
44%

Note: Respondents were asked if they had a chronic illness such as diabetes, hypertension, or asthma.

HHs with children
41%

% of HHs with at least one older person (60+ years)
38%

In 2025, the average HH size increased from **1.9** in 2024. The percentage of HHs with children also increased from **24%.**

Note: 2024 data had a lower average HH size and share of HHs with children, as some surveys (148 surveys) had to be dropped due to a limitation in identifying the head of the household.

HH members by age group and gender (n=1128)

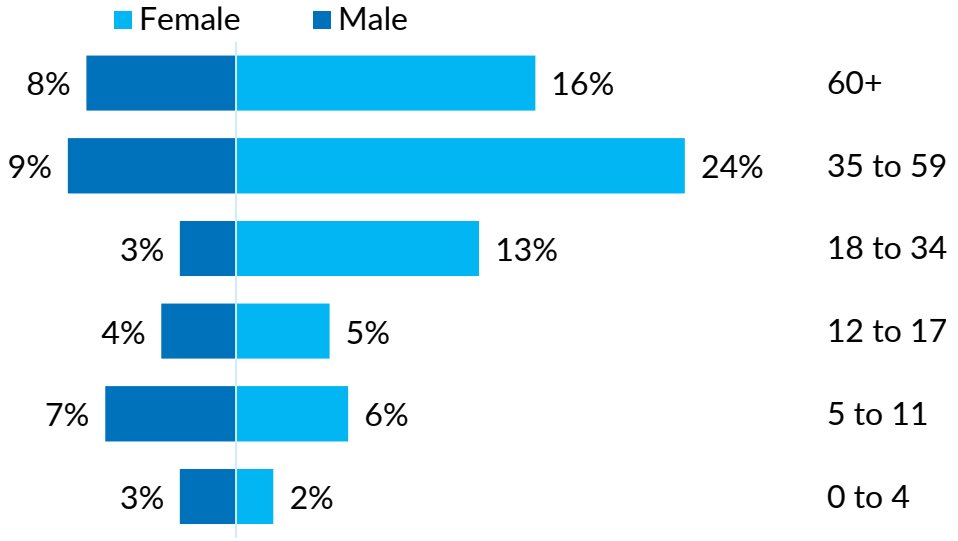

Single-adult HHs with dependents
34%

% of HHs with infants
3%

% of older refugees (60+ years)
24%

% of Ukrainian individuals with disability level 3 and above
12%

Note: Dependents include children aged 0-17 and older individuals aged 60+.

Note: Washington Group disability levels 3 and 4 indicate individuals (aged 5 and above) facing 'a lot of difficulty' or 'cannot do it at all' regarding performing daily activities in areas such as seeing, hearing, walking, cognition, self-care, or communication.

DISCLAIMER: Variations in results between 2024 and 2025 may stem from changes in the assessment methodology, respondent identification strategy, and questionnaires, which could limit the comparability of the data.

DEMOGRAPHICS

AREA OF RESIDENCE

% of HHs interviewed by raion of residence

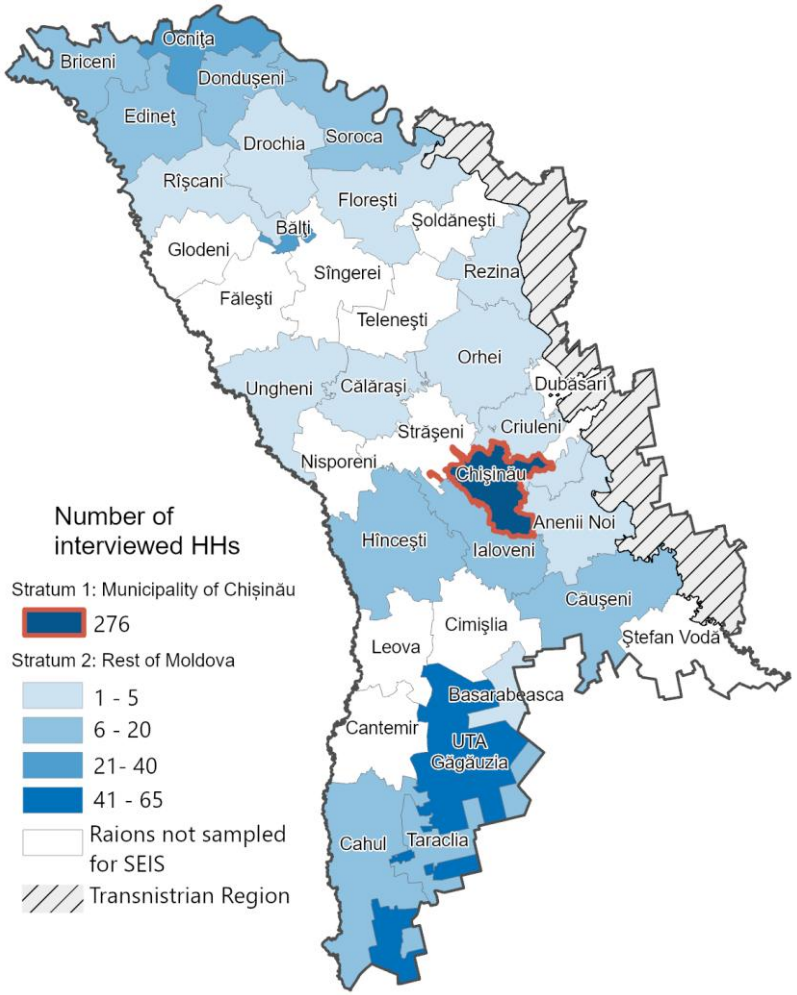

Interviews were conducted nationwide, excluding the Transnistrian region, and were stratified into **two strata**: the Municipality of Chișinău and the rest of Moldova.

Within the shaded raions, interviews were conducted with respondents living across **56 settlements**. The largest share of interviews took place in **Chișinău (51%)**, where the majority of refugees reside.

DEMOGRAPHICS

UKRAINIAN REFUGEES ORIGINS BY OBLAST

Regional Refugee Response for the Ukraine Situation

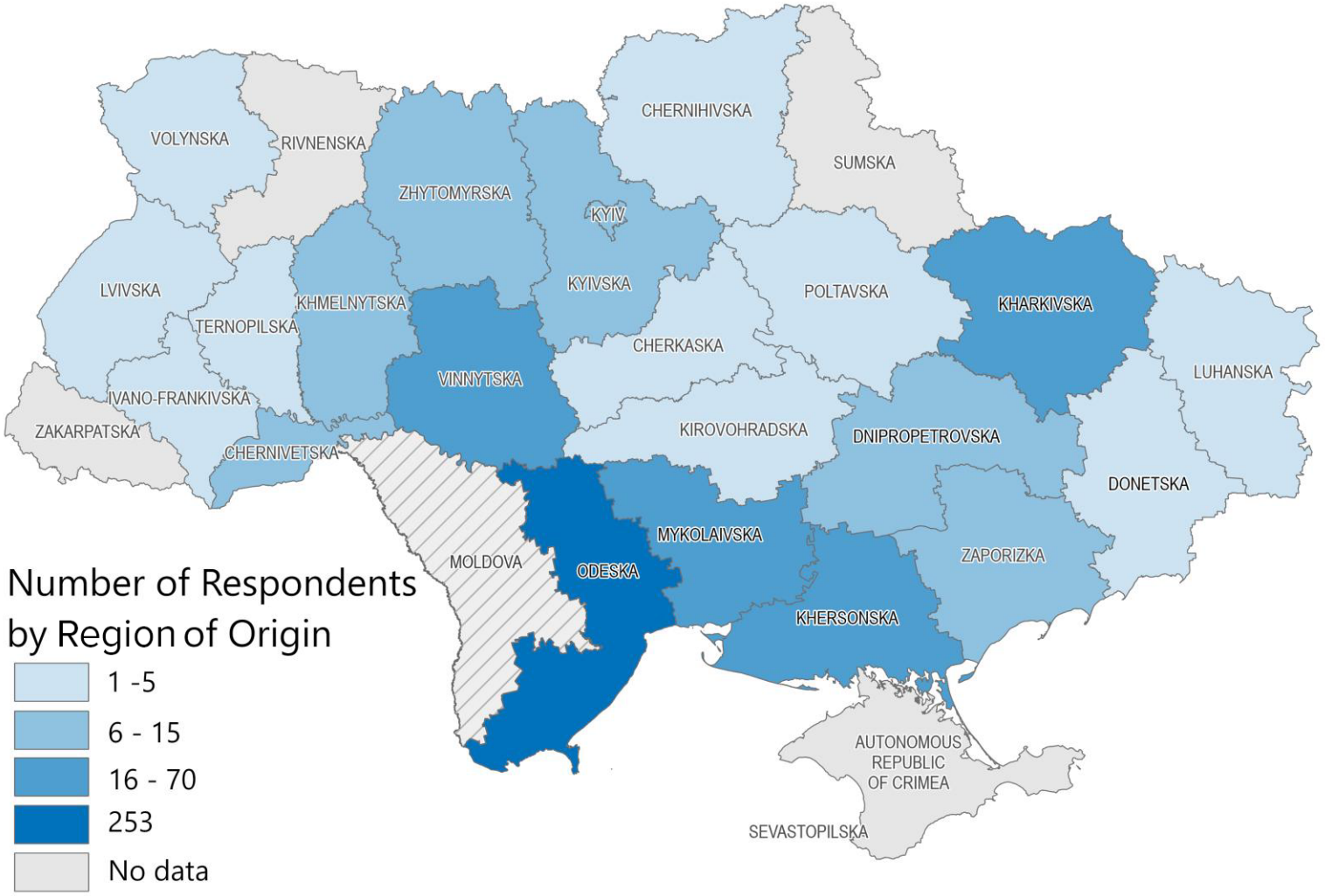

Nearly half of refugees in Moldova have been displaced from **Odesa** region **(47%)**. The other most reported regions of origin were:

- **Mykolaiv** region **(14%)**
- **Kherson** region **(9%)**
- **Vinnytsia** region **(6)**
- **Kharkiv** region **(5%)**
- **Kyiv city (3%)**
- **Dnipro** region **(2%)**
- **Kyiv** region **(2%)**

PROTECTION

PROTECTION

GENERAL PROTECTION

Regional Refugee Response for the Ukraine Situation

% of HHs by the current status of the Ukrainians in their family (n=532)

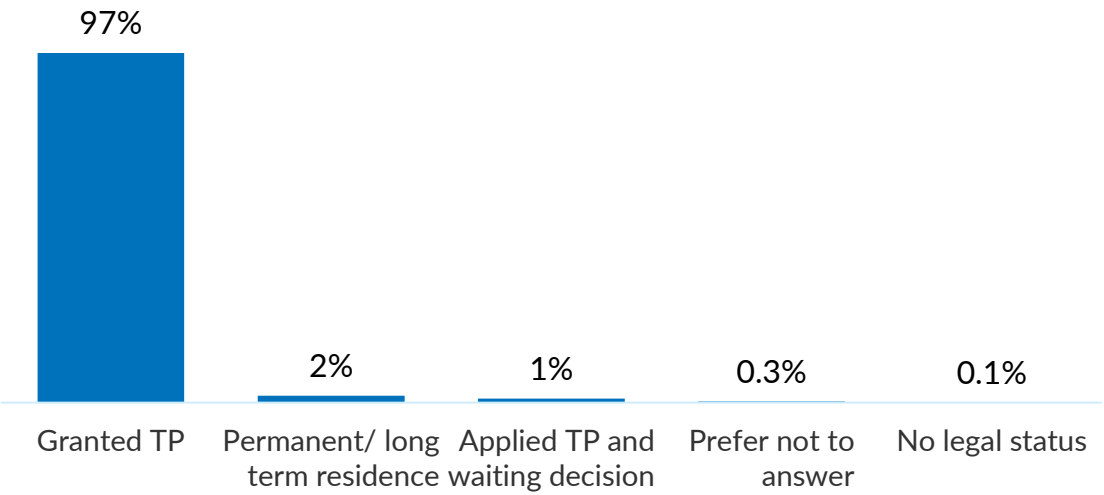

In 2025, **97% of HHs** reported that their Ukrainian HH members had been granted **Temporary Protection (TP) status**, while **1%** had **applied for TP and were awaiting a decision**. A small proportion (**2%**) **of HHs** had Ukrainian members with **permanent or long-term residence**. Only **0.1% of HHs** had at least one Ukrainian member with **no legal status** in Moldova.

% of respondents by intention to apply for another legal status in the next 12 months (n=532)

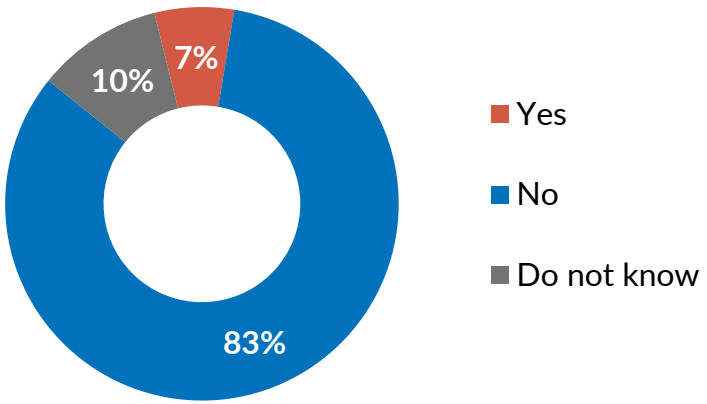

A large majority of the respondents (**83%**) reported **no intention to apply for another legal status** in the next 12 months following data collection, while **7% have such intention**. Among those intending to apply for another legal status (n=33), **49%** mentioned **residence permit/visa for family reasons**, **23%** mentioned **residence permit/visa for other reasons**, **16%** mentioned **residence permit/visa for employment** purposes, and **3%** reportedly would apply for **asylum/refugee status**.

PROTECTION

Regional Refugee Response for the Ukraine Situation

GENERAL PROTECTION

% of HHs with at least one member missing one or more identity documents (n=532)

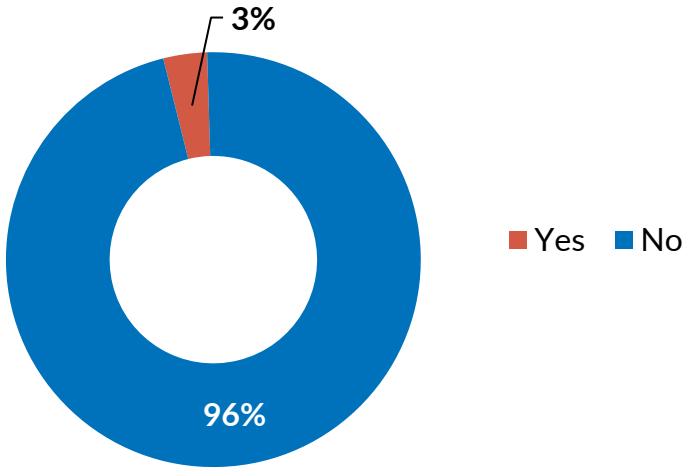

Note: Don't know accounted for 0.3%. Some results do not add up to 100% due to rounding.

Among HHs with at least one member missing one or more identity documents (n=18), more than half (**12 HHs**) reported **no impact due to a lack of documentation**. A small share (**2 respondents**) mentioned **being unable to move freely**, while **1** respondent reported **challenges in accessing legal status**.

Note: As the subset for this indicator is below 30 HHs, figures are reported as numbers.

% of respondents who are fully aware of their rights and available services under their current legal status in Moldova (n=532)

86%

Within the **age group 35–59** (n=252), respondents had the highest **full awareness** (**91%**), while within the **18–34** (n=121) and **60+** (n=159) groups, **full awareness** was **82% each**. No differences between genders were observed.

A small share (**14%**) of respondents reported being **somewhat aware of their rights and available services** under their current legal status in Moldova, while just **0.1%** reported being **somewhat unaware**.

PROTECTION

SOCIAL COHESION

Regional Refugee Response for the Ukraine Situation

% of HHs with members having experienced hostile behaviour or attitudes from the local population in the last 12 months (n=532 in 2025, n=622 in 2024)

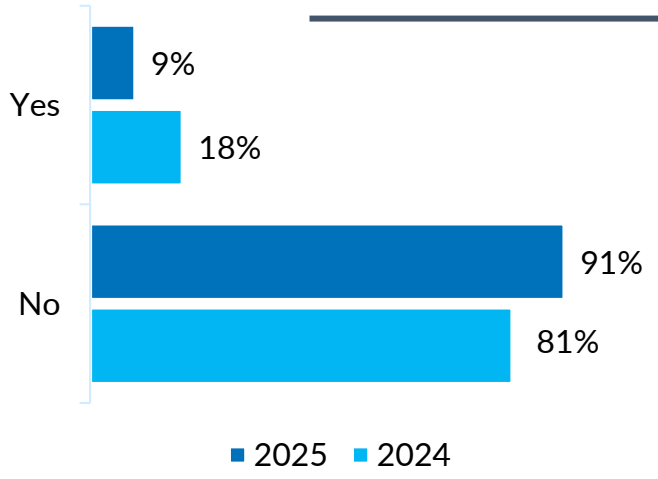

Note: 2024 figures were sourced from the 2024 SEIS

Type of hostile behavior reported (out of the 9% reporting tensions, n=44 in 2025, n=91 in 2024)

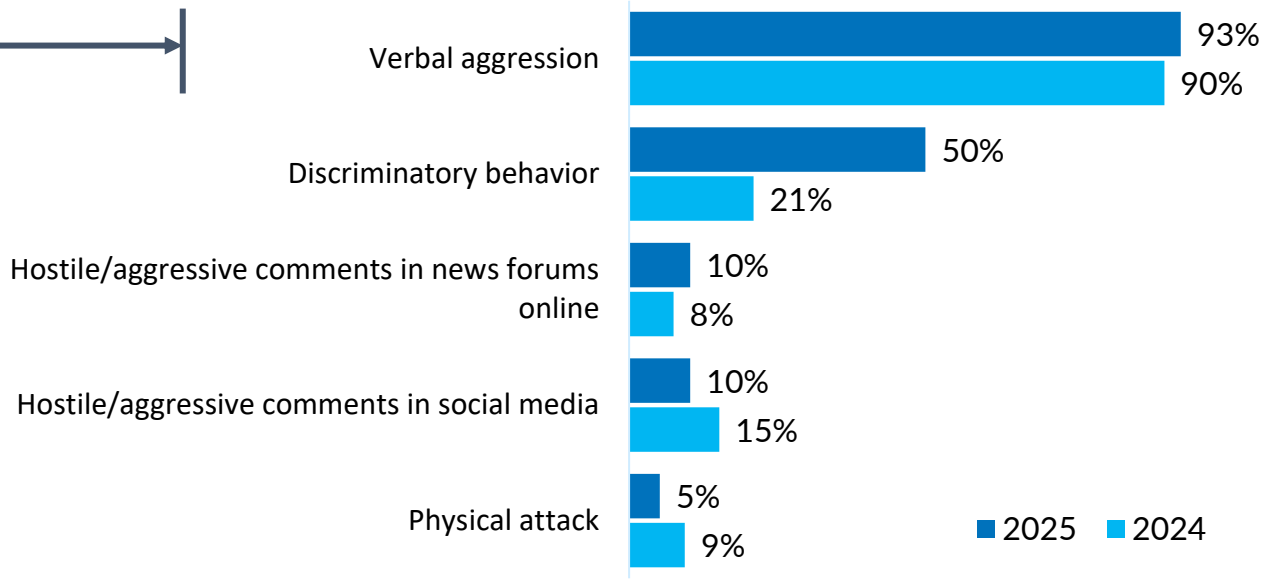

Note: 2024 figures were sourced from the 2024 SEIS. Respondents could select multiple responses.

In 2025, **9% of HHs** reported **having members who experienced hostile behaviour or attitudes** in the 12 months prior to data collection, a reduction by half compared to 2024. In the **Municipality of Chișinău** stratum (n=276), such experiences were reported **more often (10%)**, while in the **Rest of Moldova** stratum (n=256), they were reported by **6% of HHs**.

DISCLAIMER: Variations in results between 2024 and 2025 may stem from changes in the assessment methodology, respondent identification strategy, and questionnaires, which could limit the comparability of the data.

PROTECTION

CHILD PROTECTION

Regional Refugee Response for the Ukraine Situation

% of HHs reporting the three most serious risks faced by girls and boys under the age of 18

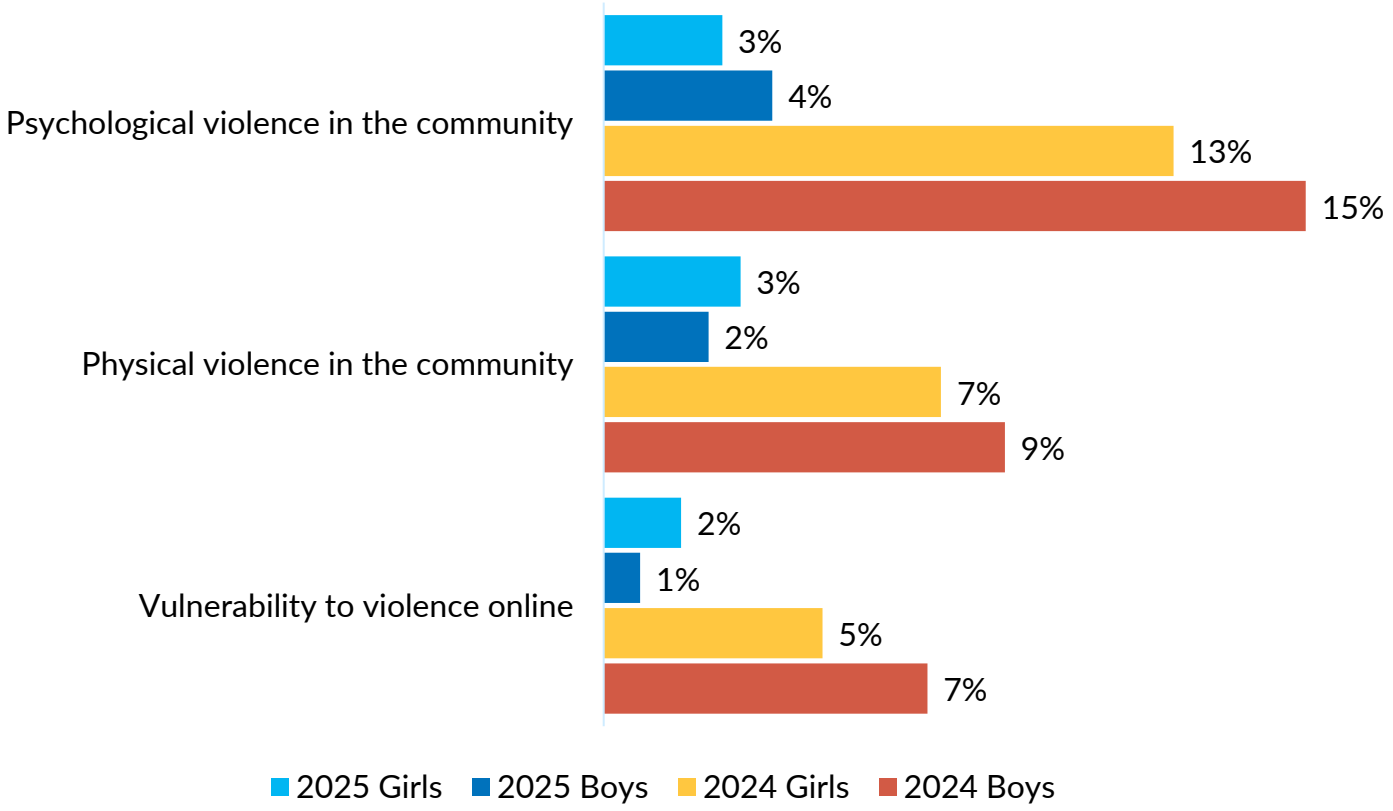

Among HHs with at least one boy (n=138) or at least one girl (n=119), the 3 most commonly reported risks in 2025 remained the same as in 2024 for both boys and girls: **psychological violence** in the community, **physical violence** in the community, and increased vulnerability to **violence online**.

Even though the top three most serious risks remained the same, a decrease was observed in reporting these risks for both girls and boys compared to 2024.

DISCLAIMER: Variations in results between 2024 and 2025 may stem from changes in the assessment methodology, respondent identification strategy, and questionnaires, which could limit the comparability of the data.

Note: 2024 figures were sourced from the 2024 SEIS
Data for boys and girls under 18: Boys (n=138 in 2025, n=178 in 2024); Girls (n=119 in 2025, n=138 in 2024). Respondents could select 3 responses.

PROTECTION

CHILD PROTECTION

Regional Refugee Response for the Ukraine Situation

% of HHs in which a member has provided care in the past year for a child outside their nuclear family, even for a limited period (n=532)

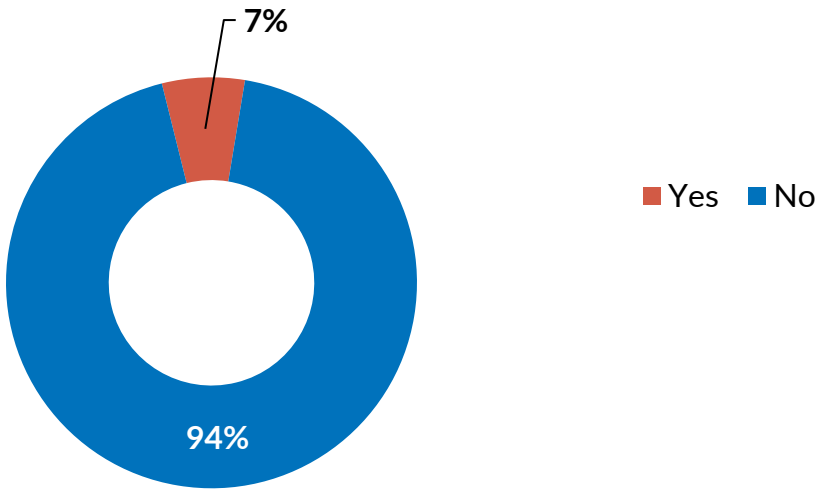

Note: Some results do not add up to 100% due to rounding.

Among the **HHs in which a member had provided care** in the past year for a child outside their nuclear family, even for a limited period of time (n=33), **6%** reported **still acting as caregivers** at the time of data collection.

Of those (n=6), 4 HHs reported caring for grandchildren, 1 HH reported caring for a cousin, and another reported caring for a niece or nephew.

Note: As the subset for this indicator is below 30 HHs, figures are reported as numbers.

PROTECTION

Regional Refugee Response for the Ukraine Situation

GENDER-BASED VIOLENCE (GBV)

% of respondents who know how to access GBV services (n=532 in 2025, n=622 in 2024)

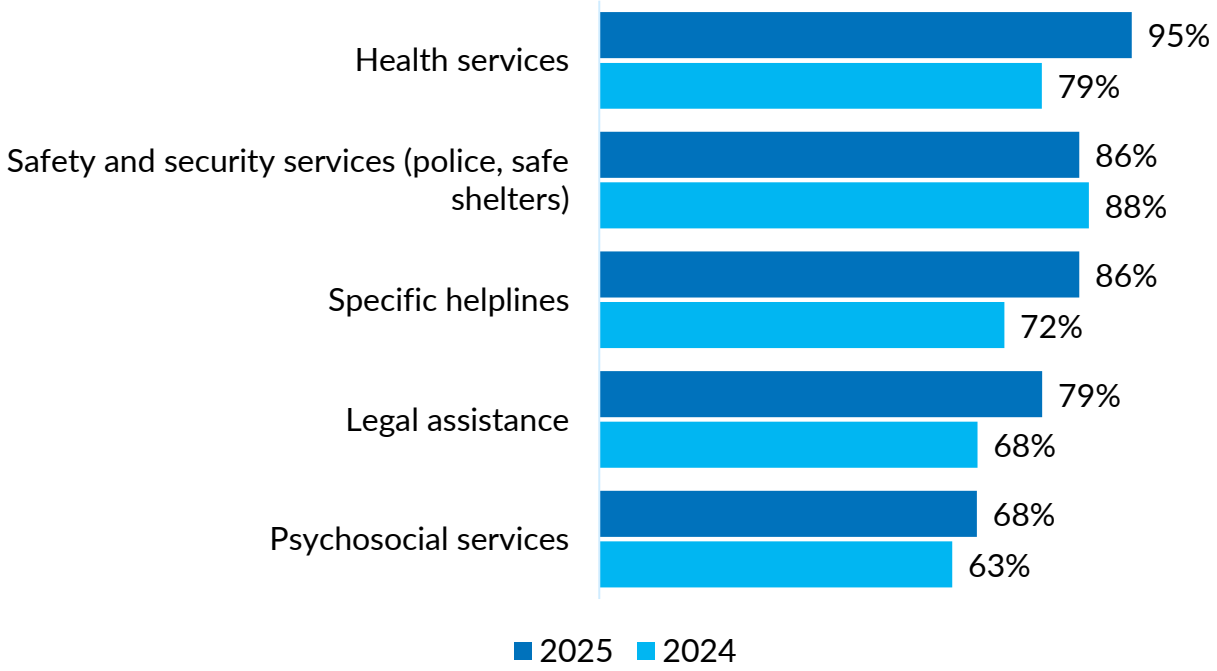

Note: 2024 figures were sourced from the 2024 SEIS. Respondents could select multiple responses

% of respondents who identified main barriers for accessing GBV services (top 5) (n=532)

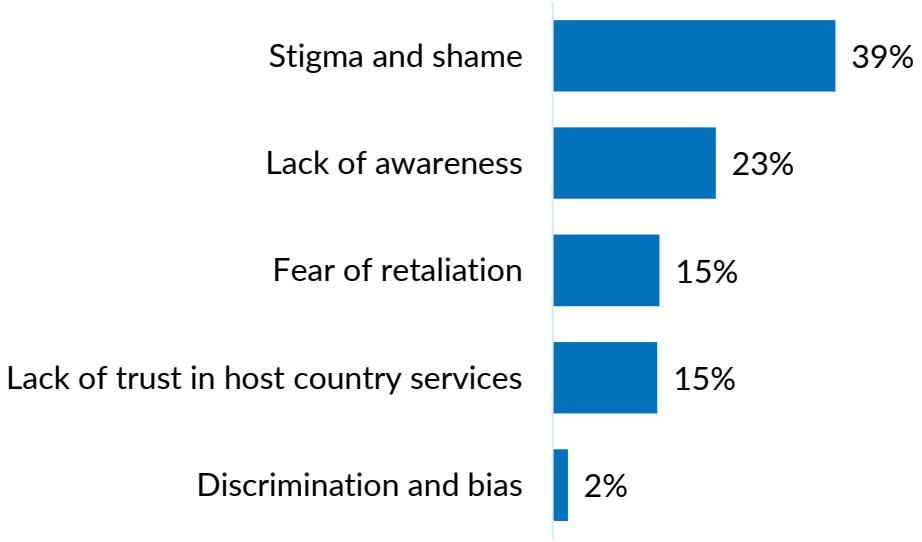

Note: Respondents could select multiple responses.

DISCLAIMER: Variations in results between 2024 and 2025 may stem from changes in the assessment methodology, respondent identification strategy, and questionnaires, which could limit the comparability of the data.

In 2025, almost all respondents (**99%**) reported being **aware of at least one of the five available lifesaving GBV services** (health, psychosocial, safety and security, legal services, or a specific helpline to request support) in the aftermath of a GBV incident in their area of residence, representing a slight increase from 89% in 2024.

PROTECTION

Regional Refugee Response for the Ukraine Situation

GENDER-BASED VIOLENCE (GBV)

Top 3 safety or security concerns for women reported in the area of residence (n=495 in 2025, n=554 in 2024)

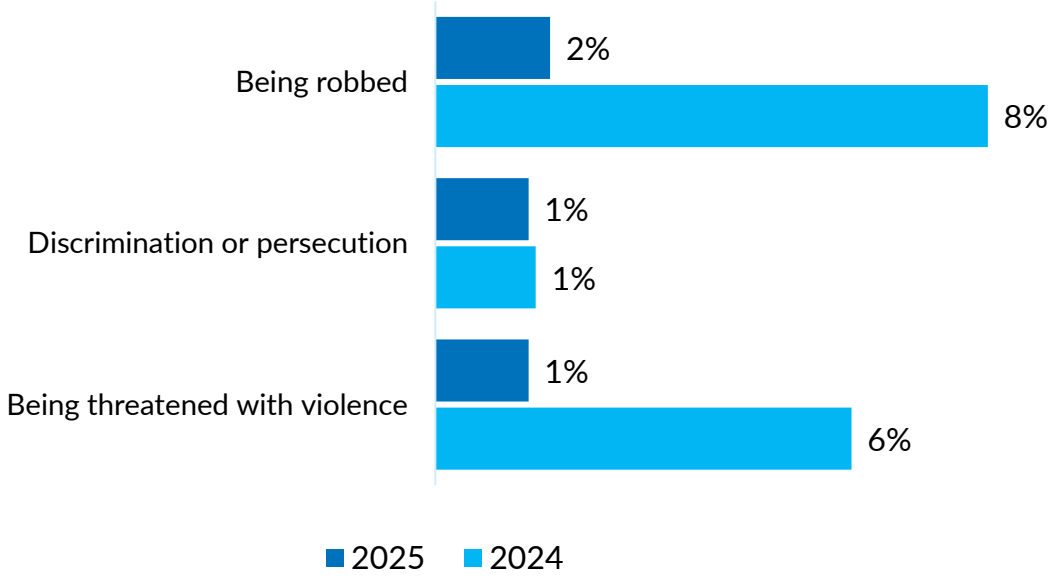

Note: 2024 figures were sourced from the 2024 SEIS. Respondents were asked to select their top 3 responses.

Top 3 safety or security concerns for men reported in the areas of residence (n=214 in 2025, n=189 in 2024)

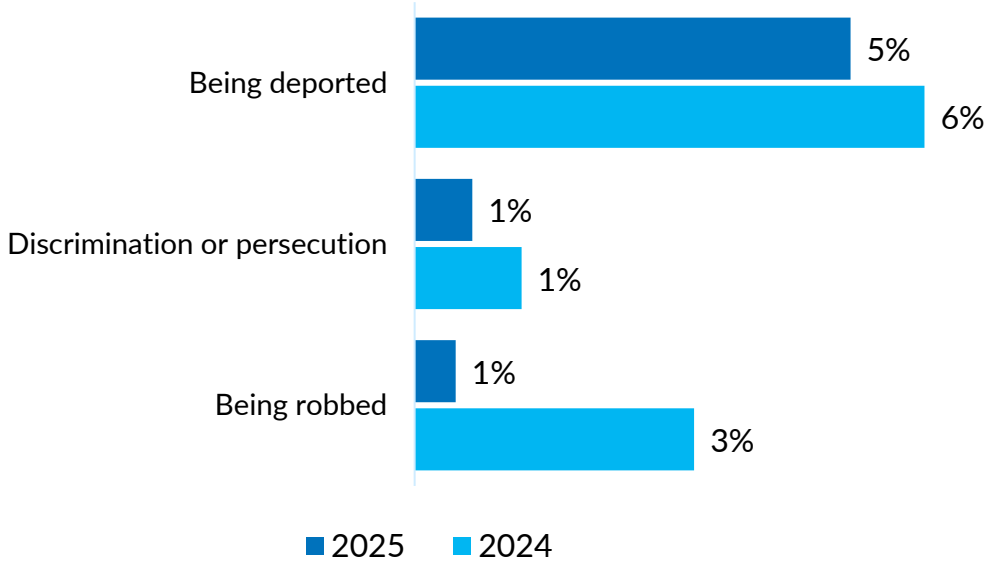

Note: 2024 figures were sourced from the 2024 SEIS. Respondents were asked to select their top 3 responses.

DISCLAIMER: Variations in results between 2024 and 2025 may stem from changes in the assessment methodology, respondent identification strategy, and questionnaires, which could limit the comparability of the data.

In 2025, among **HHs with at least one woman** (n=495), **92%** reported **no safety and security concerns for women** in their area of residence, up from 77% in 2024. Similarly, among **HHs with at least one man** (n=214), **88%** reported **no concerns** in 2025, compared to 79% in 2024.

In terms of **deportation** as a safety and security concern, **8%** of HHs with at least one man in the **Municipality of Chișinău stratum** (n=119) reported this, compared to **1%** in the **Rest of Moldova stratum** (n=95).

PROTECTION

AAP – PRIORITY NEEDS

Regional Refugee Response for the Ukraine Situation

% of HHs with reported top priority need (n=530)

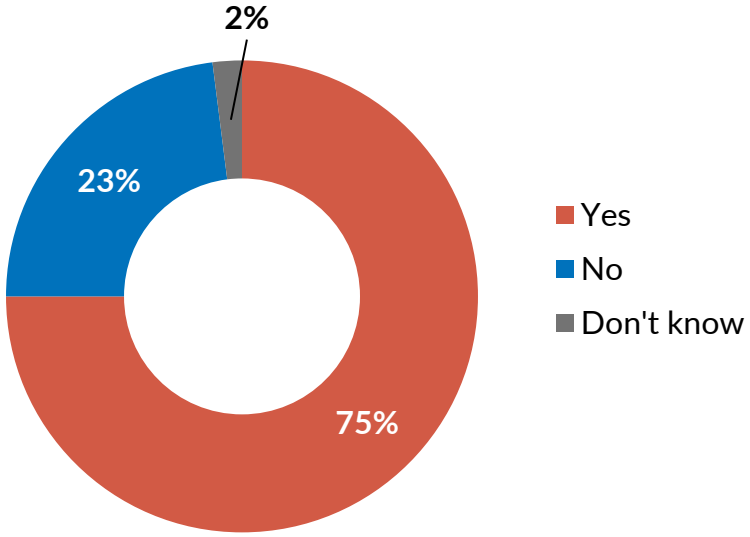

% of HHs by reported top three priority needs (n=530)

Food	Medicine	Healthcare services
25%	8%	6%

Note: Respondents could select only one response.

In 2025, a quarter (**25%**) of households reported **food** as their priority need, an increase compared to 19% in 2024, whereas in 2024 and 2023, healthcare services were reported as the top priority.

Among those who selected "**other**" as their priority need (n=61), **68%** specified **financial assistance**, and **21%** reported **needing assistance with accommodation and/or utility payments**.

Note: In 2025, the question on priority needs was designed to allow respondents to select only one response, whereas in 2024 and 2023, respondents could select up to three responses.

PROTECTION

Regional Refugee Response for the Ukraine Situation

AAP – SATISFATION AID RECEIVED

% of respondents that received aid in the 3 months prior to data collection (n=532)

68%

% of respondents by type of the received aid in the 3 months prior to data collection (among those who received aid) (n=364)

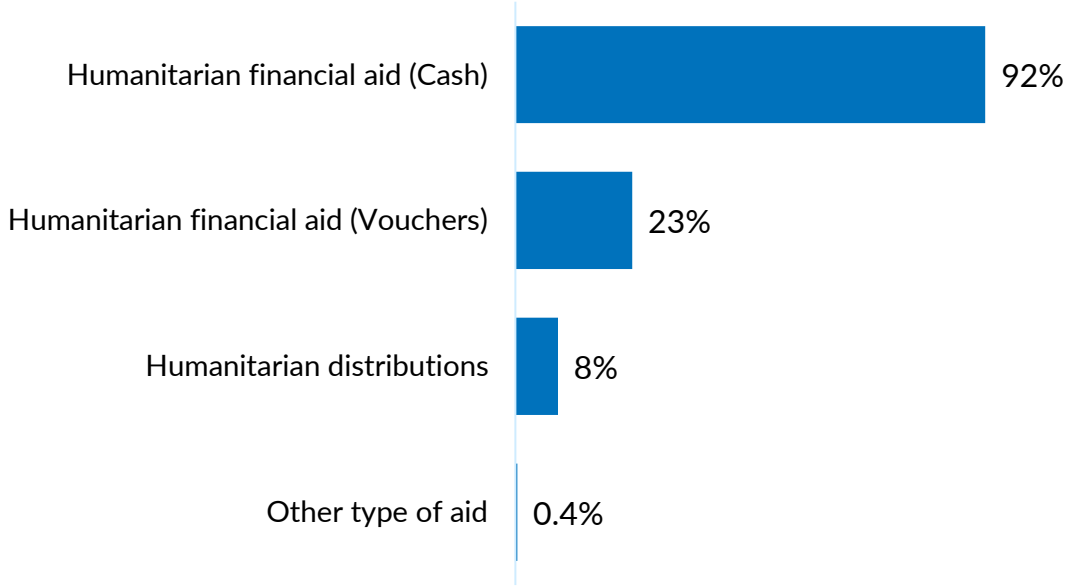

Note: Respondents could select multiple responses.

% of respondents dissatisfied with the aid they received in the 3 months prior to data collection (n=365)

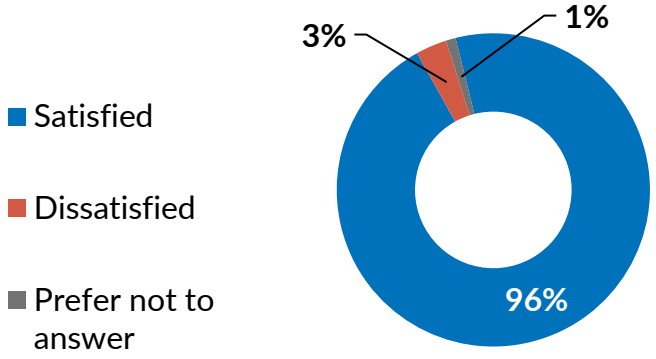

Note: Don't know accounted for 0.3%. Some results do not round to 100% due to rounding.

Among the **12 respondents** who **reported being dissatisfied with the aid received** in the three months prior to data collection, **11** cited **humanitarian cash assistance** and **1** cited **humanitarian financial aid** (vouchers). Regarding **reasons for dissatisfaction**, **4 respondents** indicated that the **assistance was insufficient**, not frequent enough, or inadequate; **1 respondent** noted **poor quality of the assistance/services**; **1 respondent** reported that the assistance provided **did not meet the HH's most pressing needs**; and 5 respondents mentioned other reasons.

PROTECTION

AAP – INFORMATION NEEDS

Regional Refugee Response for the Ukraine Situation

% of respondents reported receiving sufficient, clear, and timely information from humanitarian organizations about available services and assistance **(n=531)**

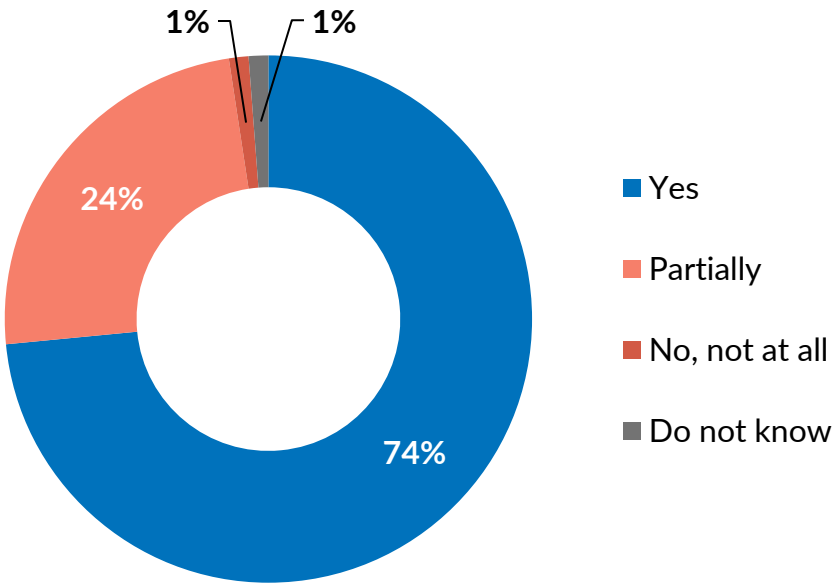

% of respondents who reportedly know how to provide feedback or make a complaint to humanitarian organisations about the services received (n=532)

90%

The majority of respondents (**82%**) reportedly **received an appropriate response** through reporting channels, including hotlines, community centers, community volunteers, local committees, and similar mechanisms.

Additionally, **15% of respondents** reported **not using or never having tried any of these channels**, down from 24% in 2024 (n=622).

Note: 2024 figures were sourced from the 2024 SEIS.

DISCLAIMER: Variations in results between 2024 and 2025 may stem from changes in the assessment methodology, respondent identification strategy, and questionnaires, which could limit the comparability of the data.

PROTECTION

Regional Refugee Response for the Ukraine Situation

PSEA – SATISFACTION OF AID WORKERS BEHAVIOUR

% of HHs satisfied with behaviour of aid workers in the area (n=532)

Note: 2024 figures were sourced from the 2024 SEIS. In 2024, 5% of respondents did not come across any aid workers, while 1% preferred not to answer.
In 2025, 1% of respondents did not come across any aid workers.

% of respondents by preferred channels to provide feedback to aid providers about the inadequate behaviour of aid workers and other sensitive issues (top 5) (n=532)

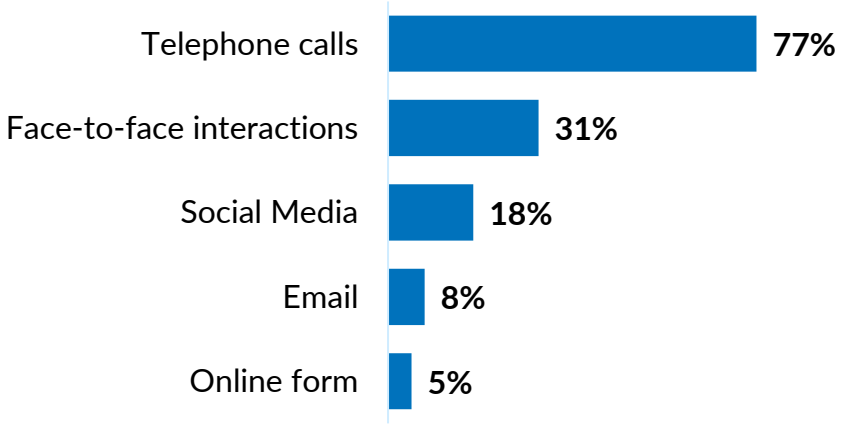

Note: Respondents could select multiple responses.

In 2025, almost all **of HHs (98%)** reported being **satisfied with aid workers' behaviour**. Among the small number who were dissatisfied (n=4), all reportedly indicated that their feedback or complaints did not result in any changes.

Additionally, only **1% of respondents** reportedly **did not come across any aid workers**, a decrease from 5% in 2024.

DISCLAIMER: Variations in results between 2024 and 2025 may stem from changes in the assessment methodology, respondent identification strategy, and questionnaires, which could limit the comparability of the data.

PROTECTION

Regional Refugee Response for the Ukraine Situation

TEMPORARY VISITS TO UKRAINE

% of HHs where 1 or more HH members have been back to visit Ukraine after 24 Feb 2022 (n=622)

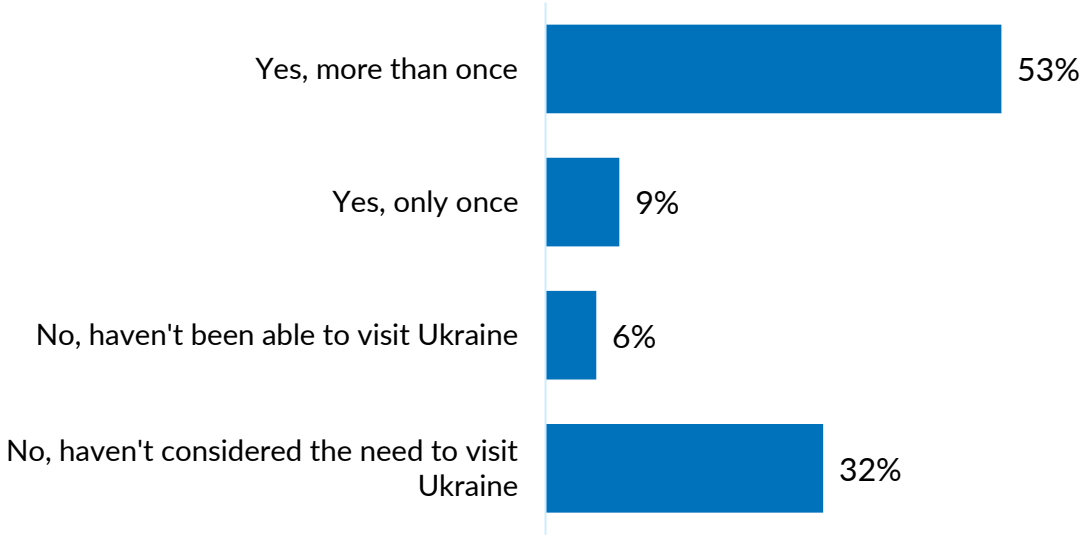

% of HHs by reason for visiting Ukraine (out of the 62% of HHs that visited) (n=327)

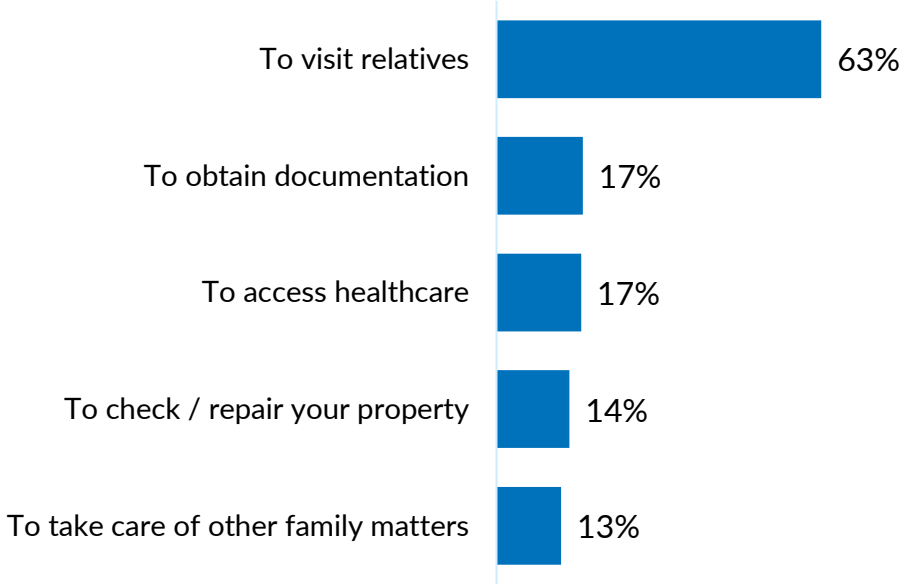

Note: Respondents could select multiple responses.

In 2025, **62%** of surveyed HHs **visited Ukraine at least once**. Among them (n=327), only **1%** reportedly **faced difficulties** with entry procedures **when crossing back into Moldova**.

PROTECTION

INTENTIONS

Regional Refugee Response for the Ukraine Situation

% of HHs by movement intention regarding their location within the 12 months following data collection (n=532)

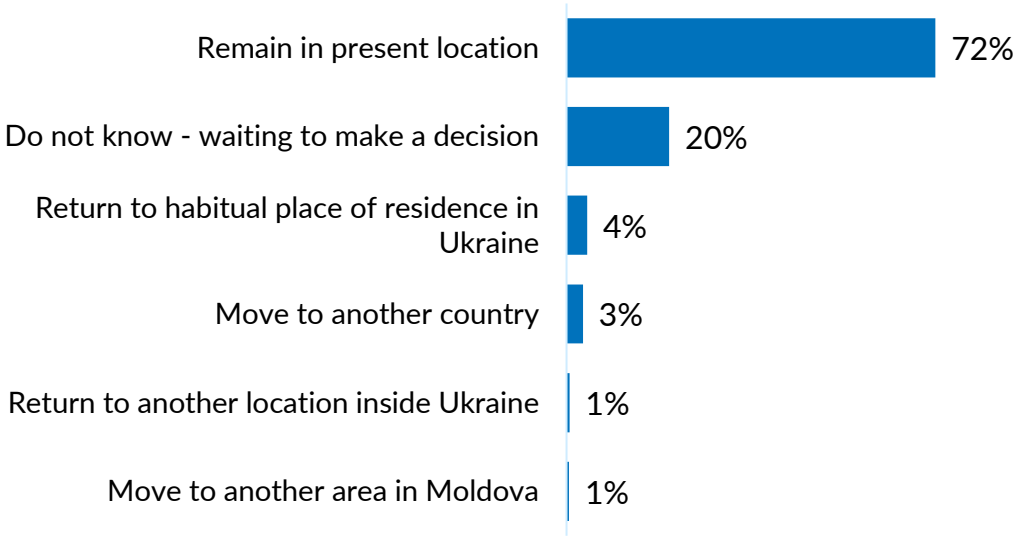

% of HHs who reported plans to return to Ukraine if the situation stabilises (n=532)

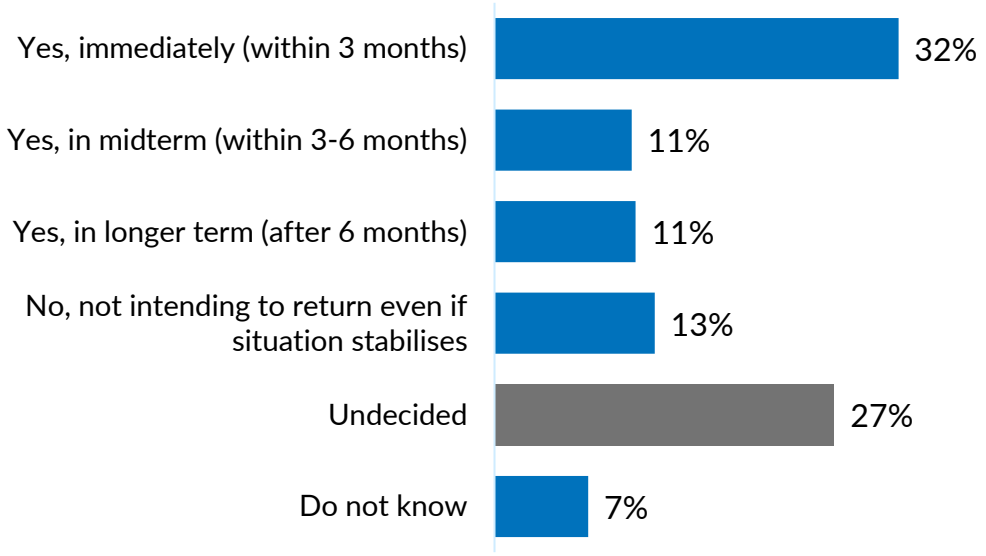

Most HHs (**72%**) reportedly **planned to remain in their present location** within 12 months following data collection, while **20% did not know their movement intentions** for the next year.

Approximately **5% of HHs** reportedly **intended to move to Ukraine**. However, **if the situation in Ukraine were to stabilise**, about **55% of HHs** reportedly **would return**. In contrast, **13% of respondents** reportedly **does not intend to return to Ukraine** even **in the event of stabilisation**.

EDUCATION

EDUCATION

Regional Refugee Response for the Ukraine Situation

ATTENDANCE/ENROLMENT FOR 2024/2025 SCHOOL YEAR

% of Ukrainian school-aged children reported to be attending 2024/2025 school year in Moldova (n=298)

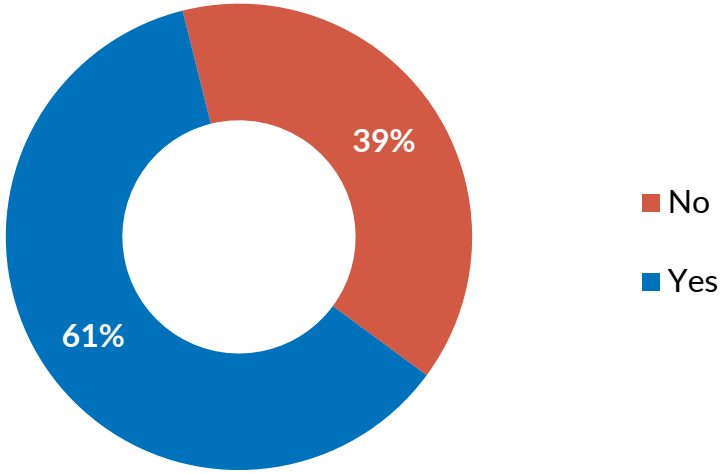

Primary barriers for enrolling children in school part of the national education system in Moldova (top 5) (n=114)

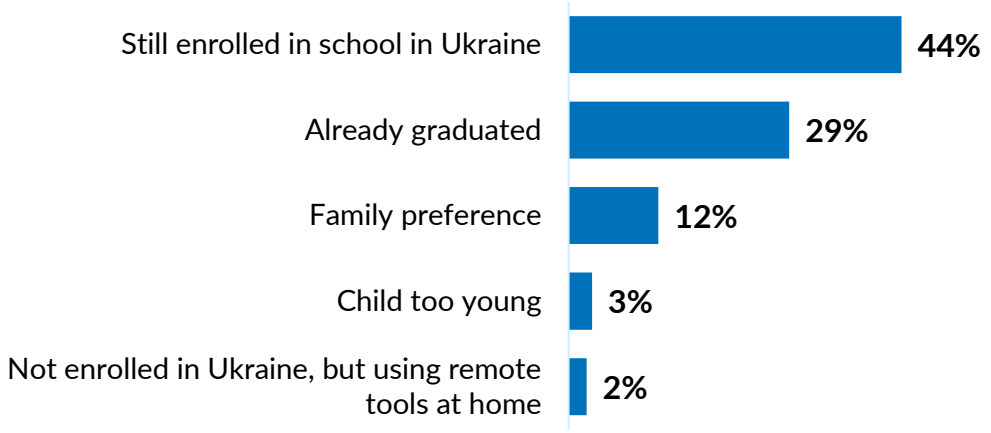

Note: Respondents could select multiple responses.

DISCLAIMER: The reported school attendance reflects only the responses provided by survey participants and does not represent official attendance figures reported by the Ministry of Education.

In 2025, **61%** of Ukrainian school-aged children/young people (aged 3 to 24 years) were **reported to be attending a school that is part of the Moldovan education system in the school year 2024/25**. Of those who were not enrolled (n=114), the **primary barrier to enrollment** cited was being **still enrolled in school in Ukraine (44%).**

EDUCATION

Regional Refugee Response for the Ukraine Situation

ATTENDANCE/ENROLMENT FOR 2024/2025 SCHOOL YEAR

% of Ukrainian children and young people (aged 3–24) who reportedly obtained grades or certificates in the 2023/2024 school year in Moldova, among those attending an educational institution in 2024/2025 (n=182)

94%

% of Ukrainian children and young people (aged 3–24) who reportedly experienced bullying while at school/university (n=181)

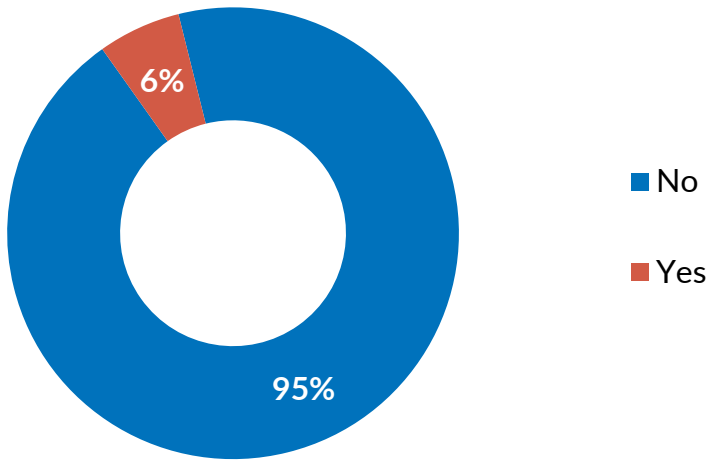

Note: Among those attending an educational institution in Moldova in 2024/25. Some results do not round to 100% due to rounding.

A small share of Ukrainian children and young people reportedly **did not obtain grades or certificates** in the **2023/24** school year: **2% failed their required tests or exams**, **1%** attended school but **did not sit for them**, and **3% did not attend school in Moldova**.

A limited proportion of Ukrainian children and young people (**6%**) reportedly **experienced bullying** while at school or university, with the majority indicating that it was from **other students or peers**.

EDUCATION

Regional Refugee Response for the Ukraine Situation

INTENT TO ENROLL CHILDREN IN MOLDOVAN SCHOOL FOR 2025/2026 SCHOOL YEAR

% of children (aged 3 to 18) intended to be enrolled in a school part of the national education system in Moldova for next year (2025/2026) (n=261)

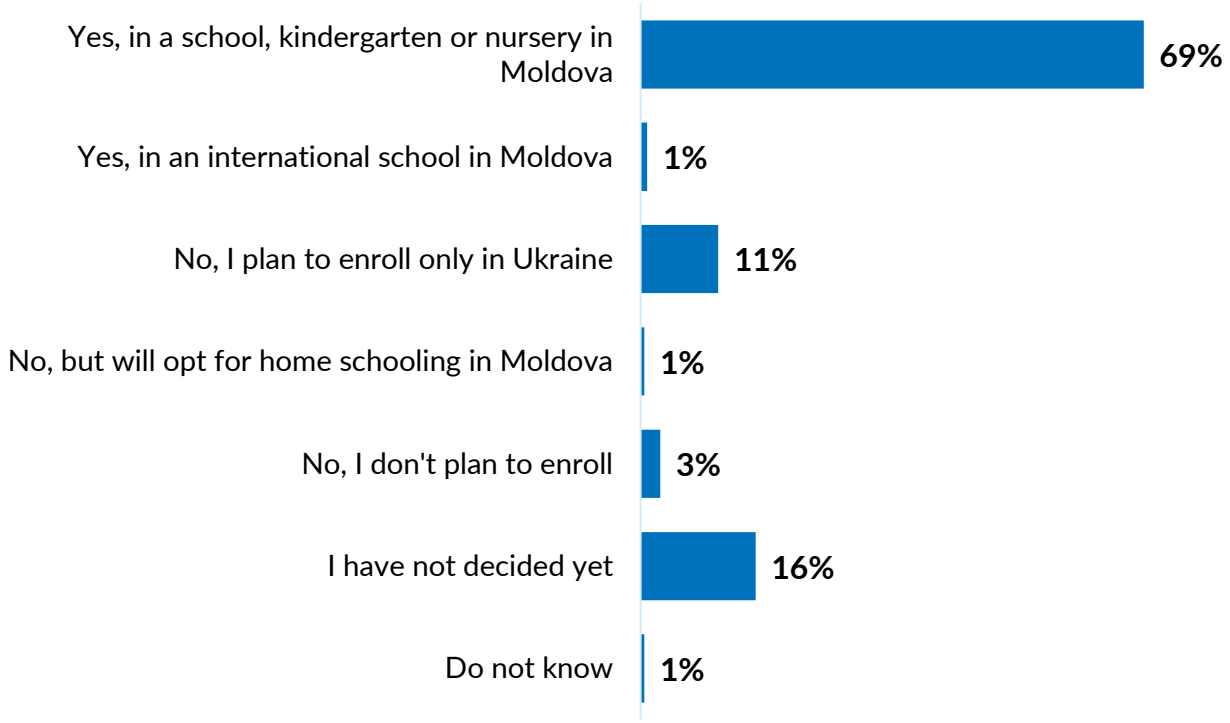

% of children intended to be enrolled in a school part of the national education system in Moldova for 2025/2026:

70%

Intended enrollment for the 2025/2026 school year in Moldova was **highest among younger age groups**: **88%** of children aged **3–6** (n=63) and **83%** of those aged **7–10** (n=80).

Rates declined with age, with **57%** of children aged **11–15** (n=90) and only **9** out of 24 children aged **16–17** intending to enroll. Among youth aged **18–24** (n=3), **none** reported intentions to enroll.

SOCIO-ECONOMIC INCLUSION & LIVELIHOOD

SOCIO-ECONOMIC INCLUSION & LIVELIHOOD

Regional Refugee Response for the Ukraine Situation

LIVELIHOOD AND INCLUSION

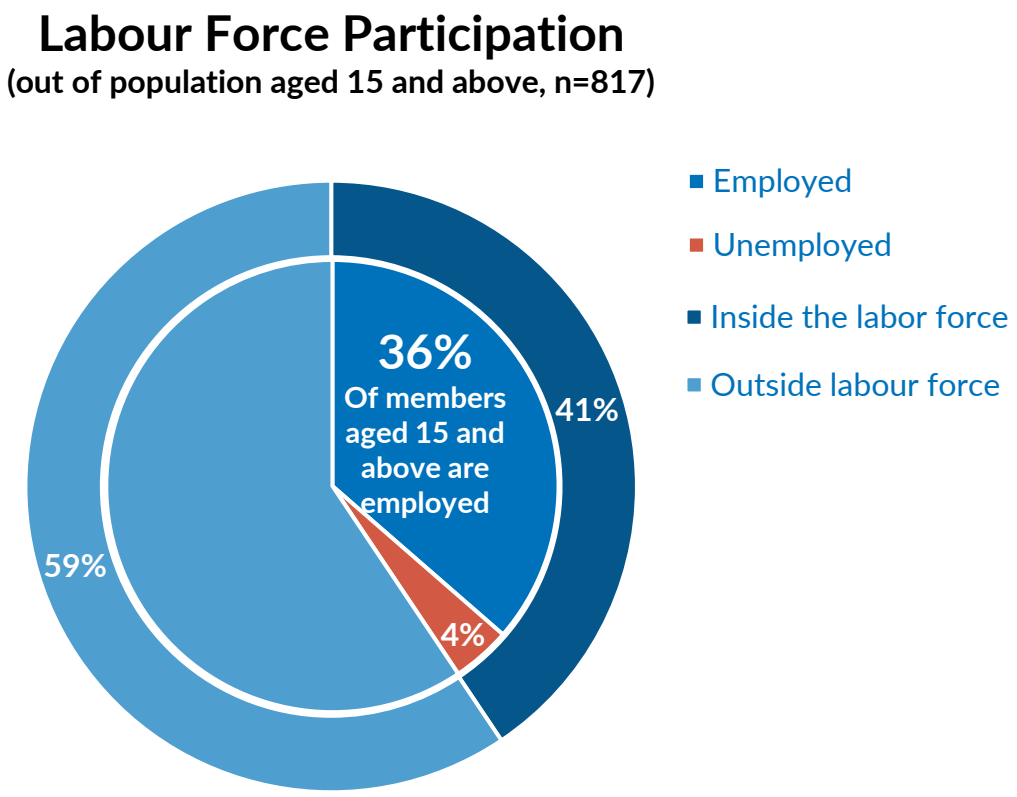

Employment: # of individuals aged 15 and above who have engaged in income-generating activities in the week before data collection. This encompasses formal employment, self-employment, agricultural/fishing work, diverse income generation, temporary absence from paid roles, and unpaid contributions to family businesses.

Unemployment: # of individuals aged 15 and above who were not employed during week before data collection, who looked for a paid job or tried to start a business in the 4 weeks before data collection, and who are available to start working within the 2 weeks following data collection if a job or business opportunity becomes available.

Outside labour force: # of individuals aged 15 and above who were not employed during the week before data collection, and who either cannot start working within the 2 weeks following data collection if a job or business opportunity becomes available or did not look for a paid job or did not try to start a business in the 4 weeks before data collection.

Inside labour force: Employed and Unemployed

SOCIO-ECONOMIC INCLUSION & LIVELIHOOD

Regional Refugee Response for the Ukraine Situation

LIVELIHOOD AND INCLUSION - INCOME

% of HHs by income source in the 30 days prior to data collection (or since arrival if less than 30 days since arrival) (n=532)

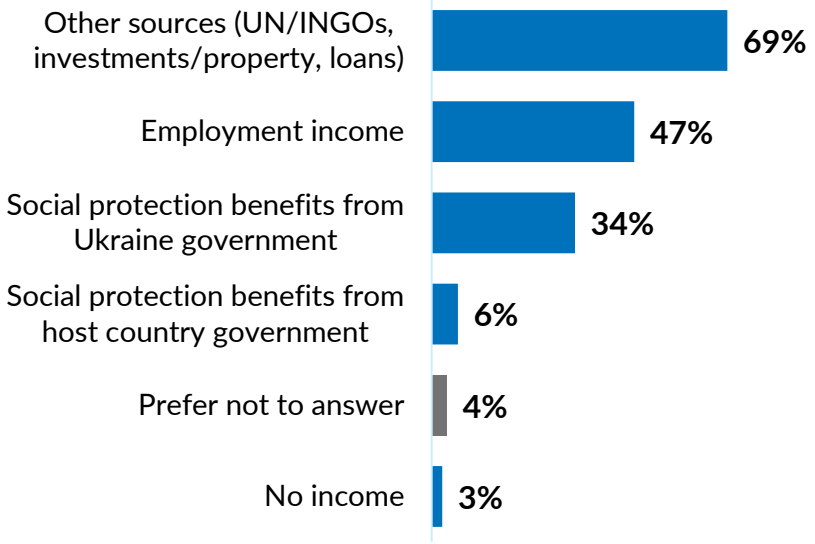

Note: Respondents could select multiple responses.

% of HHs receiving other forms of income in the 30 days prior to data collection, by type of income source (out of 69%, n=365)

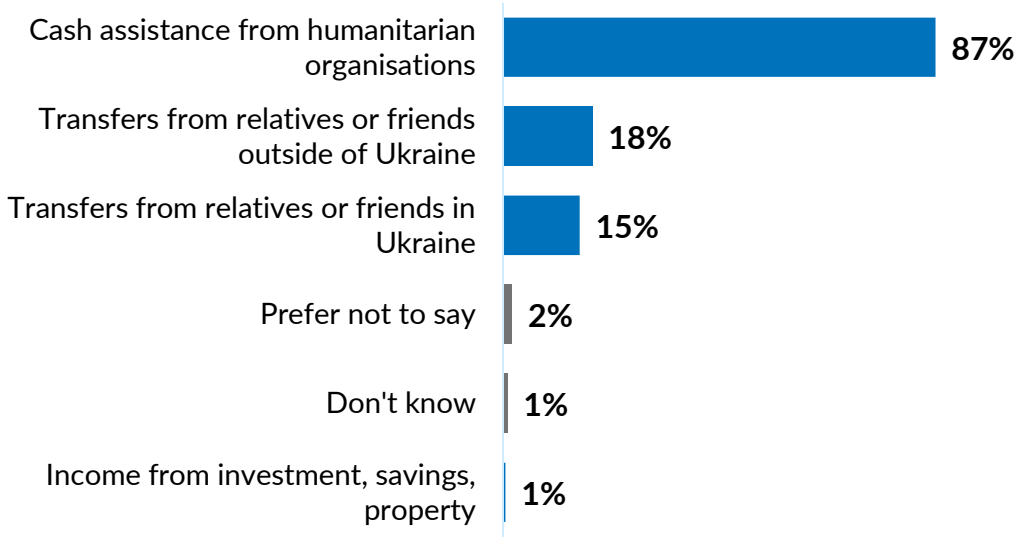

Note: Respondents could select multiple responses.

A small share (**3%**) of HHs reportedly had **no source of income** in the 30 days prior to data collection. More than two-thirds (**69%**) reported **income from other sources (UN/INGOs, investments/property, loans)**. Among these (n=365), the majority (**87%**) reported receiving **cash assistance from humanitarian organisations**.

SOCIO-ECONOMIC INCLUSION & LIVELIHOOD

Regional Refugee Response for the Ukraine Situation

LIVELIHOOD AND INCLUSION – SOCIAL PROTECTION IN MOLDOVA

% of HHs reported to be covered by social protection systems:

6%

In 2025, only **6% of HHs** in Moldova were covered by social protection systems, compared to **4% of HHs** in 2024.

Among HHs that had received social protection benefits from the Moldovan government (n=32), most (**65%**) reported having received **pension benefits**, **29%** had received **child or family benefits**, and only **6%** had received **disability benefits** in the 30 days prior to data collection.

Note: 2024 figures were sourced from the 2024 SEIS.

% of HHs covered by types of social protection systems (out of 6% of HHs covered under social protection systems, n=32)

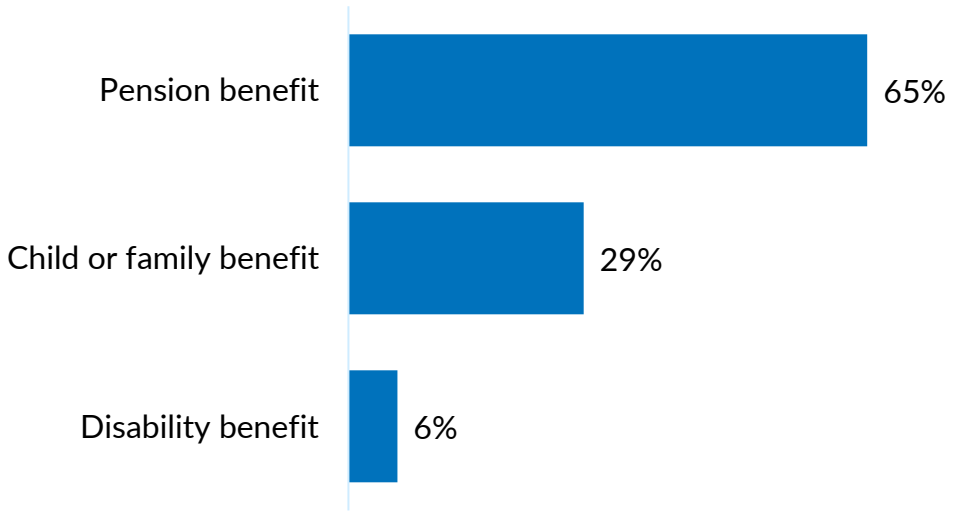

Note: Respondents could select multiple responses.

SOCIO-ECONOMIC INCLUSION & LIVELIHOOD

Regional Refugee Response for the Ukraine Situation

ECONOMIC CAPACITY AND SOCIO-ECONOMIC NEEDS

% of HHs reporting a change in HH income in the past 12 months (n=532)

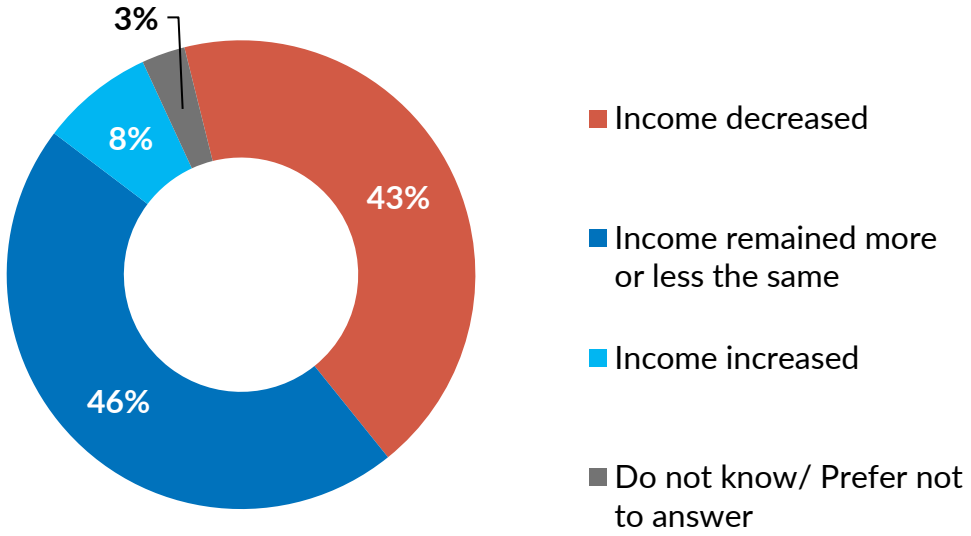

% of respondents by how they characterise the amount of savings their HH possesses (n=532)

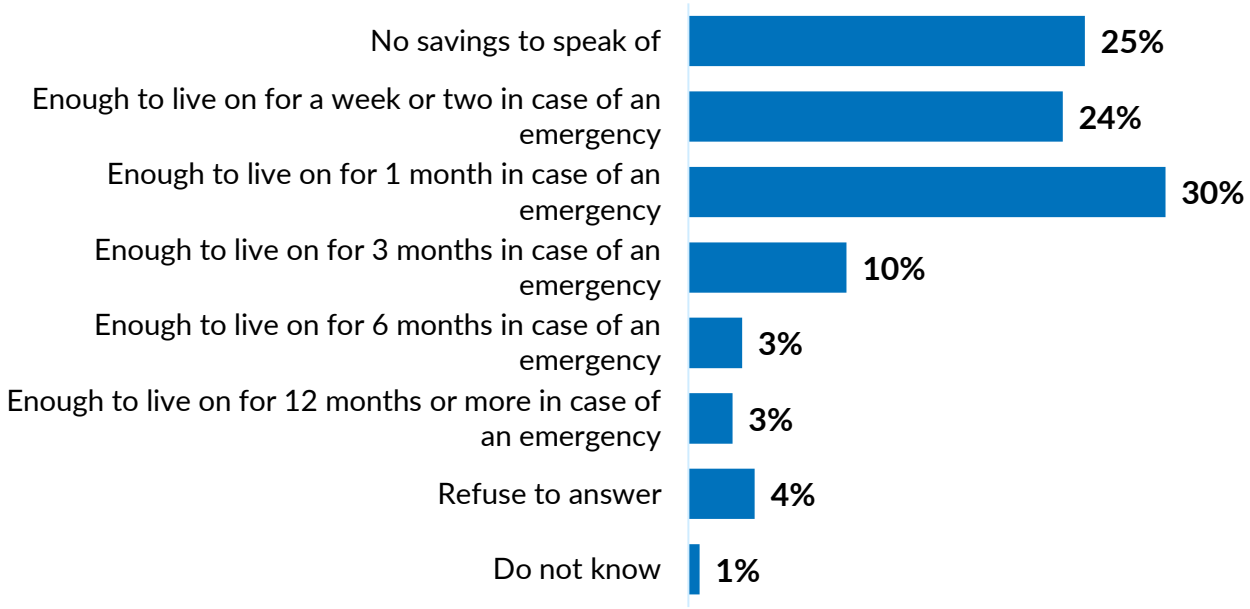

Almost half of HHs (**43%**) reported a **decrease in income** in the 12 months prior to data collection, while only **8%** reported **an increase** during the same period.

Additionally, one-quarter (**25%**) of HHs reported **having no savings** at the time of data collection. A similar share (**24%**) reported **having enough savings to cover only one to two weeks in case of an emergency**.

ECONOMIC CAPACITY - SEVERE MATERIAL AND SOCIAL DEPRIVATION

% of HHs who cannot afford at least 7 out of 13 essential material and social items (SMSD) (n=521)

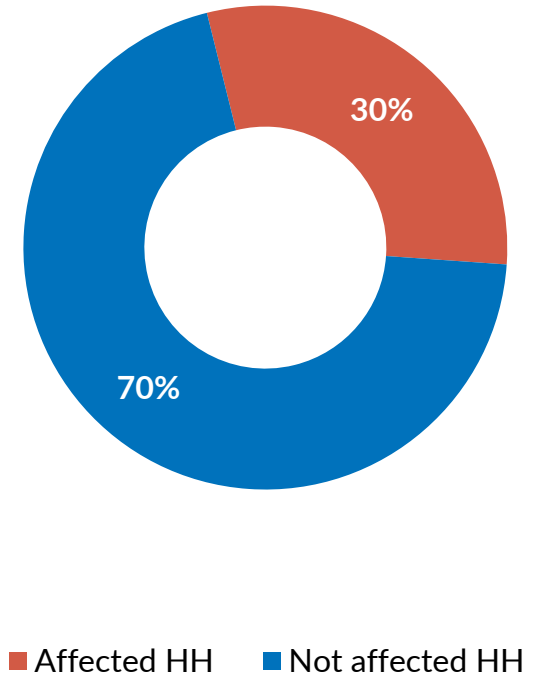

The **severe material and social deprivation rate (SMSD)** is an EU-SILC indicator that shows an enforced lack of necessary and desirable items to lead an adequate life. The indicator, adopted by the Indicators' Sub-Group (ISG) of the Social Protection Committee (SPC), distinguishes between individuals who cannot afford a certain good, service or social activities. It is defined as the proportion of the population experiencing an enforced lack of at least 7 out of 13 deprivation items (6 related to the individual and 7 related to the household).

List of items at household level:

- Capacity to face unexpected expenses
- Capacity to afford paying for one week annual holiday away from home
- Capacity to being confronted with payment arrears (on mortgage or rental payments, utility bills, hire purchase instalments or other loan payments)
- Capacity to afford a meal with meat, chicken, fish or vegetarian equivalent every second day
- Ability to keep home adequately warm
- Have access to a car/van for personal use
- Replacing worn-out furniture

List of items at individual level:

- Having internet connection
- Replacing worn-out clothes by some new ones
- Having two pairs of properly fitting shoes (including a pair of all-weather shoes)
- Spending a small amount of money each week on him/herself
- Having regular leisure activities
- Getting together with friends/family for a drink/meal at least once a month

SOCIO-ECONOMIC INCLUSION & LIVELIHOOD

Regional Refugee Response for the Ukraine Situation

LIVELIHOOD AND INCLUSION – EDUCATION LEVEL

% of individuals (aged 15 and above) by highest education level achieved (n=743)

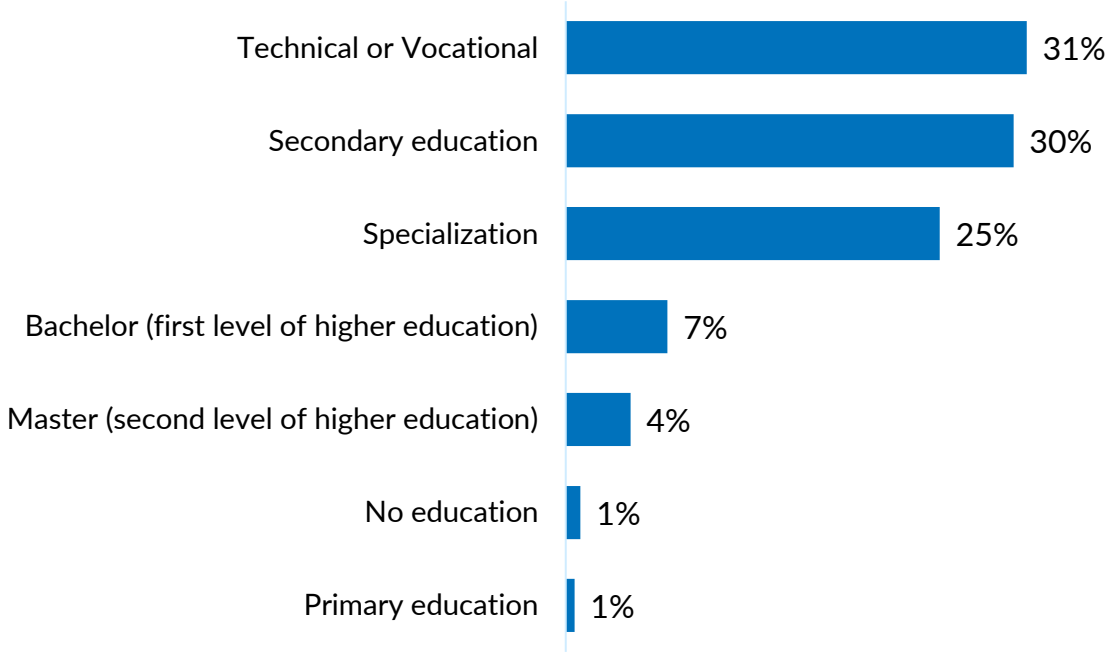

The largest proportion of HH members aged 15 and older (n=743) reported that their **highest level of education** was **technical or vocational (31%)**, while a similar share (**30%**) had completed **secondary education**. Only **1%** reported having **no formal education**.

Higher education was **most common among employed individuals** (n=229), with **12%** holding a **bachelor's degree** and **5%** a **master's degree**, compared to **4%** and **3%**, **respectively**, **among those outside the labour force** (n=434).

Among **unemployed individuals** (n=33), **16%** held a **master's degree**, while **2%** had a **bachelor's degree**.

HEALTH

HEALTH

Regional Refugee Response for the Ukraine Situation

ACCESS

% of Ukrainian individuals that reported having access to health services when having a health need in the 30 days prior to data collection (n=373 in 2025, n=419 in 2024)

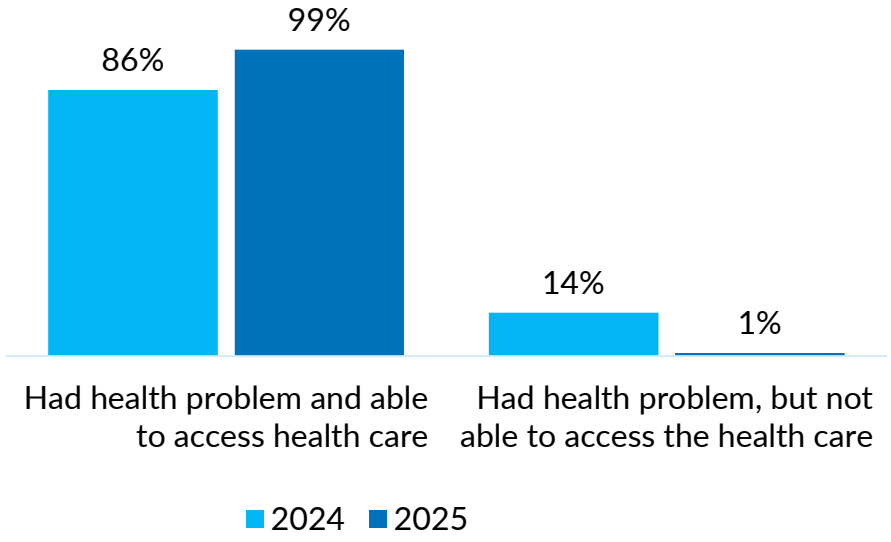

Note: Note: 2024 figures were sourced from the 2024 SEIS.
In 2025, questions regarding health were addressed only to household members holding only Ukrainian citizenship, whereas in 2024 these questions were asked regardless of citizenship.

DISCLAIMER: Variations in results between 2024 and 2025 may stem from changes in the assessment methodology, respondent identification strategy, and questionnaires, which could limit the comparability of the data.

% of Ukrainian HH members (n=981) with no access or partial access to medication needed in the three months prior to data collection or since arrival in Moldova

6%

% of Ukrainian HH members (older persons aged 60 and above and people with disabilities) who reportedly did not access or partially accessed rehabilitation services and/or assistive devices in the 12 months prior to data collection in Moldova

25 %

Among those who reportedly **did not access, or only partially accessed, rehabilitation services or assistive devices** (n=67), the majority (**78%**) indicated that **services were too expensive**. Additionally, **20%** reported that **no services were available nearby**, while **18%** cited a **lack of information on available services**.

HEALTH

Regional Refugee Response for the Ukraine Situation

MENTAL HEALTH AND PSYCHOSOCIAL SUPPORT (MHPSS)

% of individuals who **experienced MHPSS issues** in the 4 weeks prior to data collection (n=940):

14%

% of individuals who **tried to access MHPSS services** in the 4 weeks prior to data collection (n=131):

36%

All individuals **received MHPSS services** in the 4 weeks prior to data collection (n=48)

% of individuals who received each type of MHPSS service in the 4 weeks prior to data collection (out of individuals who tried to access MHPSS services and received them, n=48)

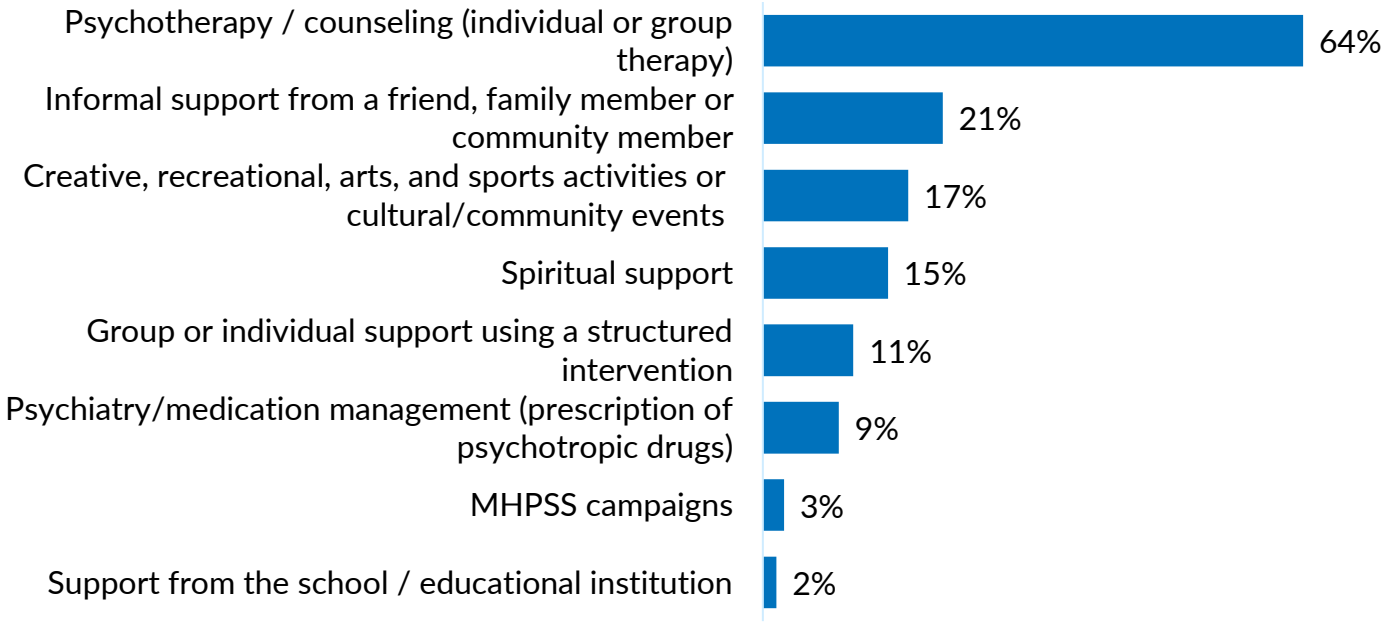

Note: Respondents could select up to 3 responses.

Among those who accessed MHPSS services (n=48), most reported some improvement in their well-being: **37%** reported **significant improvement** and **44% slight improvement**, while **19%** reported **no improvement at all**.

ACCOMMODATION

SHELTER/ACCOMMODATION

Regional Refugee Response for the Ukraine Situation

SECURITY OF TENURE, LIVING CONDITIONS

% of HHs by accommodation arrangement (n=532)

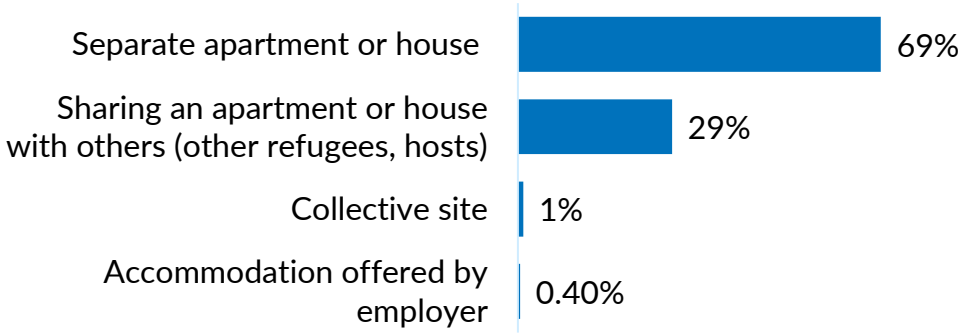

Note: Some results do not add up to 100% due to rounding.

% of HHs living in rural areas and urban areas (n=532)

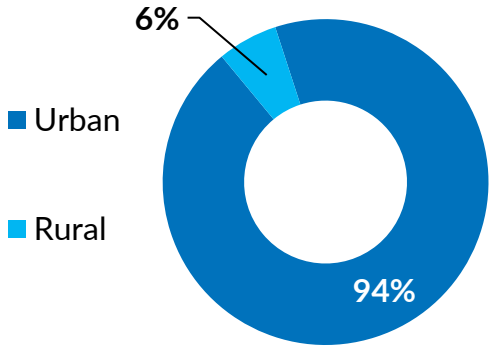

% of HHs by accommodation payment arrangement (n=532)

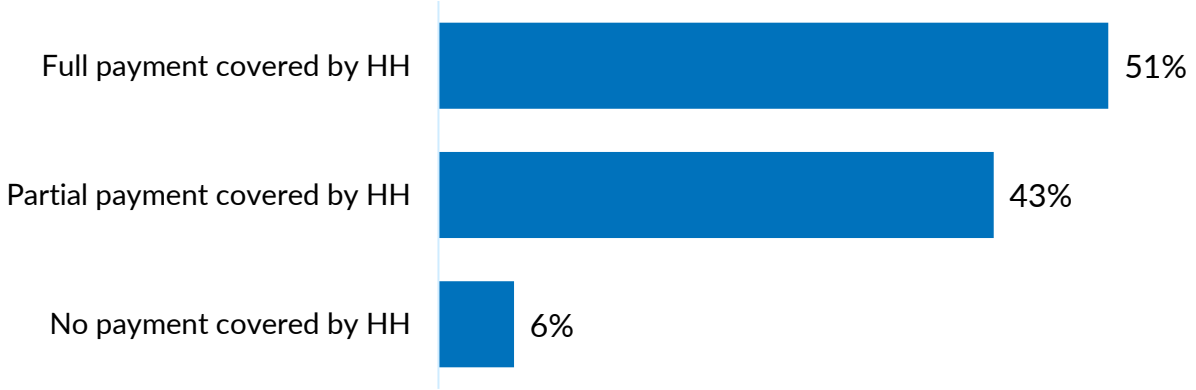

In 2025, **most HHs (69%)** lived in **separate apartments or houses.**

Regarding accommodation costs, **51% of HHs fully covered** their expenses. **43% partially covered** them with support from employers, government, NGOs or through hosting arrangements with relatives, friends, or host community members. The remaining **6% did not pay for their accommodation.**

SHELTER/ACCOMMODATION

Regional Refugee Response for the Ukraine Situation

SECURITY OF TENURE, LIVING CONDITIONS

% of HHs by perceived duration of stay in current accommodation (long-term, short-term, or uncertain) (n=532)

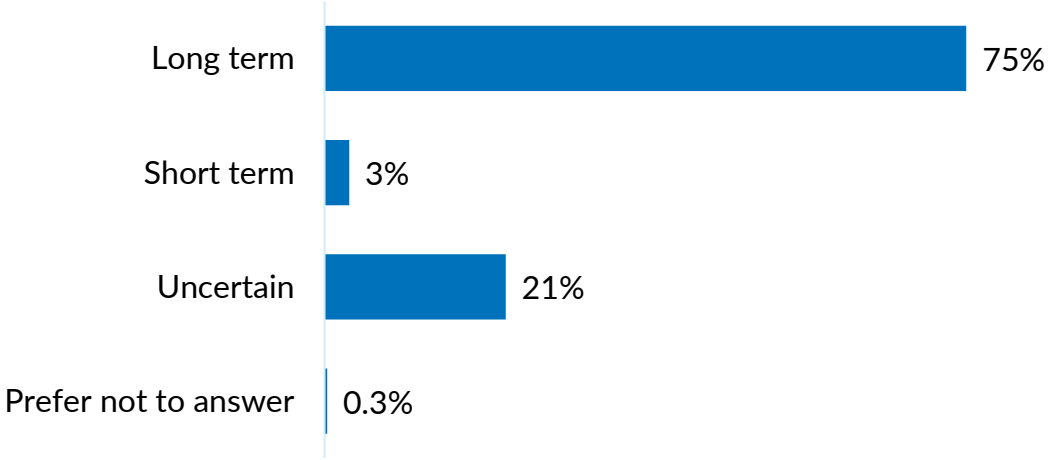

% of HHs by agreement type to prove occupancy arrangement for accommodation (n=532)

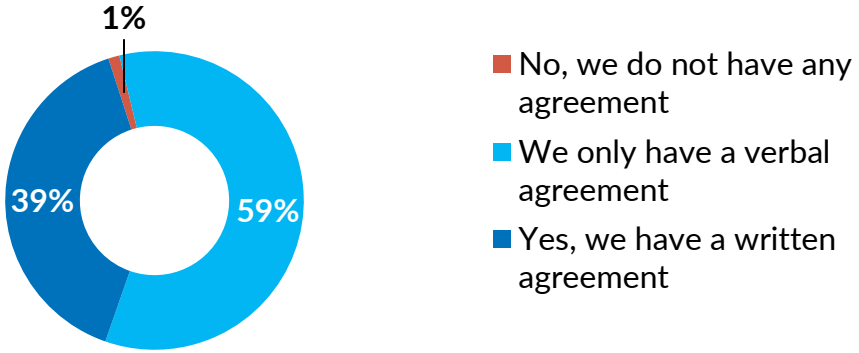

In 2025, among HHs that perceived they could remain in their current accommodation for less than 6 months (n=15), **none reported facing pressure to leave**.

The majority of HHs (**92%**) reported having **no issues with their accommodation** at the time of data collection. Additionally, a similar share (**93%** of 530 HHs) reported **living in habitable and affordable housing**.

Updates on the ISWG Action Plan

ISWG Action Plan: What was done

ISWG Inclusion & Solutions Working Group Moldova | Regional Refugee Response for the Ukraine Situation

Draft the Action Plan

Completed in August.

Validate the Action Plan with ISWG partners during the workshop

Completed on 16th September

Integrate feedback from the workshop into the Action Plan

Completed in October

Draft the Implementation Table

Completed in October

Next steps?

ISWG Action Plan: Introduction of Groupings

ISWG Inclusion & Solutions Working Group Moldova | Regional Refugee Response for the Ukraine Situation

- The **Implementation Table** should answer the following questions: What are the deliverables? Who is the focal point? What is the Timeline? and What was already planned? **So we need another layer of details before launching the Action Plan.**

- The ISWG Action Plan moves beyond high-level objectives by introducing a practical mechanism for implementation: **Groupings**. These are thematic clusters created under each **Strategic Objective** to organize activities into manageable units.

- These Groupings serve as **operational sub-structures within the ISWG**, designed to consolidate related activities under a common focus area.

- Each Grouping i**s linked to specific deliverables,** which define measurable outputs such as policy recommendations, capacity-building modules, or programs.

- Each Strategic Objective has **1-2 Focal points.**

- **They report regularly to the ISWG**, which consolidates progress, addresses gaps, and ensures coherence across objectives

ISWG Action Plan: Groupings

ISWG Inclusion & Solutions Working Group Moldova | Regional Refugee Response for the Ukraine Situation

Objective 1: Promote access to formal employment, entrepreneurship, and financial services for refugee economic inclusion (Focal point: Zinaida Adam, zinaida.adam@undp.org)

- Entrepreneurship & Business Development Grouping
- Employment Access & Decent Work Grouping
- Financial Inclusion & Banking Access Grouping
- Language & Skills Development Grouping

Objective 2: Strengthen refugee inclusion into the national social protection system (Focal point: Andrew Mitchell, andrew.mitchell@wfp.org & Artiom Sici, asici@unicef.org)

- Social Assistance Workforce Capacity Grouping
- De Jure vs. De Facto Social Protection Access Grouping
- Integrated Referral & Case Management Grouping

Objective 3: Deliver targeted Multi-Purpose Cash Assistance to vulnerable refugees to meet essential needs and reduce protection risks whilst strengthening refugee inclusion into national social assistance programmes and shock-responsive mechanisms (Focal point: Yigit Anil Gurer, gurer@unhcr.org)

- Humanitarian-to-National Cash Transition Grouping
- Shock-Responsive Social Protection Grouping

ISWG Action Plan: Groupings

Objective 4: Provide access to essential services and infrastructure, including housing, food, water, and sanitation, for refugees and vulnerable host communities (Focal point: Andrea Cuisana, cuisana@unhcr.org & Iva Vavic vavic@unhcr.org)

- Relocation Technical Group
- Housing / Affordable Housing Technical Group
- Rental Assistance Technical Group

Objective 5: Promote localization and community-driven solutions (Focal point: Iva Vavic vavic@unhcr.org)

- Localization & Community Empowerment Grouping

Objective 6: Support access to development funding, strengthen refugee inclusion business case, and engage in advocacy for positive impact of refugee inclusion (Focal point: TBD)

- Legal Space Expansion Grouping
- Budgetary and Investment Case Grouping
- Fundraising Grouping (including MPTF and budget support)

ISWG Action Plan: Next steps

ISWG Inclusion & Solutions Working Group Moldova | Regional Refugee Response for the Ukraine Situation

Present the Groupings to partners during the ISWG meeting

Open online partner feedback

Partners can comment on the Implementation plan with feedback.

Hold ad-hoc meetings per Grouping

Unpack activities, agree on work plans, and confirm timeline

Draft external version of the Action Plan

Including a presentation for external actors, and a dissemination plan

Action Plan Launch

Formal presentation of the Action Plan

ISWG Action Plan: Next steps

- **The Implementation Table will be shared with you as an online version.**
- Please comment directly in the Implementation Table with feedback or **reach out to the Focal points by email,** keeping Valeria Socolov (Coordination Officer, **valeria.socolov@wfp.org**) in copy.
- The Focal point can reach out to you directly for clarrifications.

Thank You!

Click here to subscribe to our mailing list!

Contact us:
Inclusion & Solutions Working Group
mdachiswg@unhcr.org

ISWG Inclusion & Solutions Working Group Moldova | Regional Refugee Response for the Ukraine Situation