SOMALIA

# Internal Displacements Monitored by Protection & Return Monitoring Network (PRMN)

## November 2025

View the interactive dashboard here: http://prmn-somalia.unhcr.org/

## TOTAL DISPLACEMENTS

**146,000** in November | **463,000** (Jan - Nov 2025) | **423,000** (Jan - Nov 2024)

The UNHCR-led PRMN implemented in partnership with NRC reported 146,000 new internal displacements in the month of November 2025. Out of these, 37,000 were caused by conflict or insecurity while 104,000 were due to drought. Approximately 5,000 were displaced due to other reasons

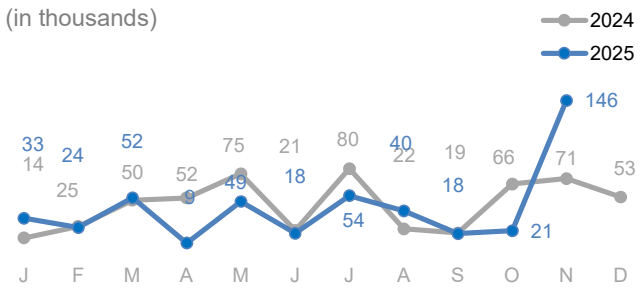


### BY REGION (Jan - Nov 2025)

| | DEP | ARR |
|---|---|---|
| Hiraan | 39,800 | 39,130 |
| Lower Shabelle | 18,440 | 1,220 |
| Middle Shabelle | 80,660 | 66,100 |
| Gedo | 41,850 | 50,460 |
| Bay | 17,100 | 11,510 |
| Bari | 54,610 | 70,330 |
| Lower Juba | 41,490 | 48,940 |
| Galgaduud | 2,500 | 2,080 |
| Mudug | 6,440 | 31,380 |
| Bakool | 7,960 | 3,790 |
| Sanaag | 80,240 | 73,190 |
| Middle Juba | 10,120 | 2,280 |
| Banadir | 3,160 | 35,380 |
| Awdal | | |
| Togdheer | 3,790 | 9,390 |
| Sool | 12,830 | 8,860 |
| Nugaal | 41,750 | 8,700 |
| Woq. Galbeed | | |

### BY DISTRICT (Jan - Nov 2025)

DEPARTURE

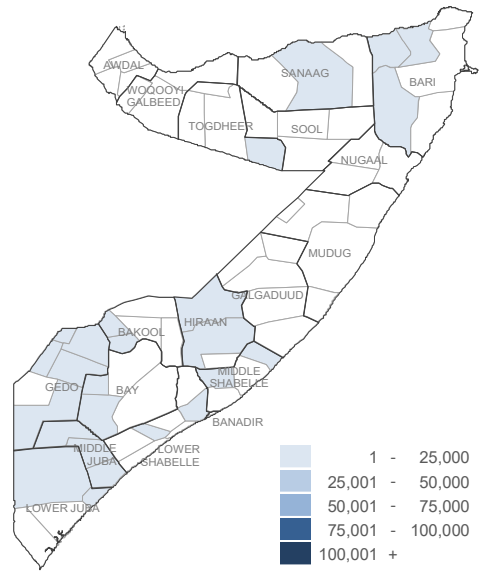


ARRIVAL

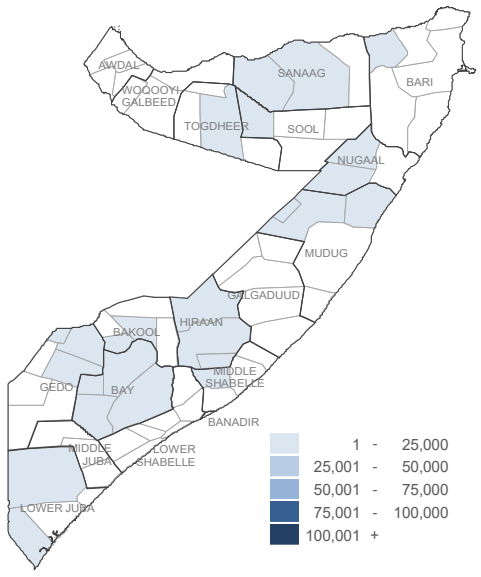


## CONFLICT / INSECURITY DISPLACEMENTS

**37,000** in November | **227,000** (Jan - Nov 2025) | **214,000** (Jan - Nov 2024)

Major arrival displacements in November occurred in Jamaame (22,826) district. Jamaame district also had the highest number of departures displacements (23,131). These intra-district displacememts represented apprx. 60% of all conflict-related displacements in November 2025.

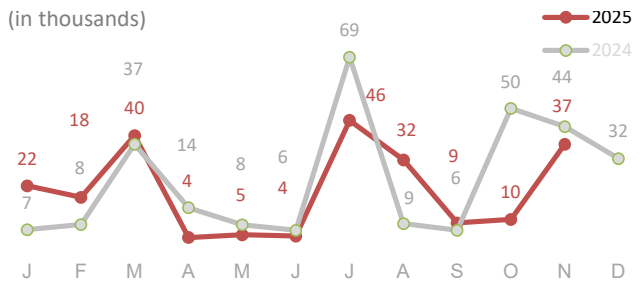


### BY REGION (Jan - Nov 2025)

| | DEP | ARR |
|---|---|---|
| Lower Shabelle | 16,160 | 990 |
| Bay | 3,990 | 3,530 |
| Galgaduud | 1,240 | 1,090 |
| Gedo | 32,340 | 34,250 |
| Bakool | 4,250 | 2,400 |
| Lower Juba | 30,750 | 36,040 |
| Sool | 1,520 | 1,520 |
| Sanaag | 14,060 | 10,020 |
| Middle Juba | 6,890 | 2,030 |
| Togdheer | 1,890 | 2,380 |
| Mudug | 530 | 510 |
| Banadir | 40 | 27,410 |
| Middle Shabelle | 36,940 | 24,580 |
| Hiraan | 35,870 | 35,670 |
| Bari | 40,620 | 44,670 |
| Nugaal | | 20 |
| Awdal | | |
| Woq. Galbeed | | |

### BY DISTRICT (Jan - Nov 2025)

DEPARTURE

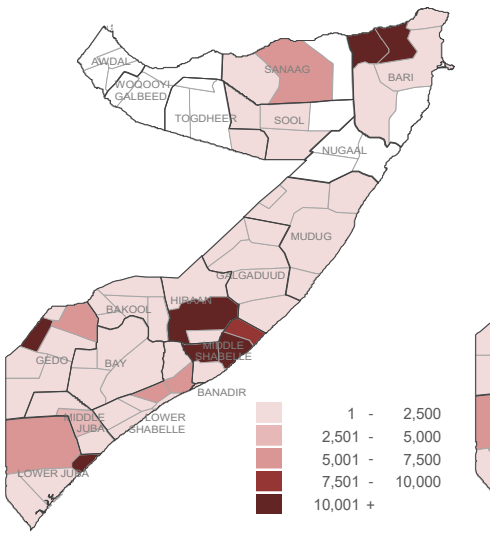


ARRIVAL

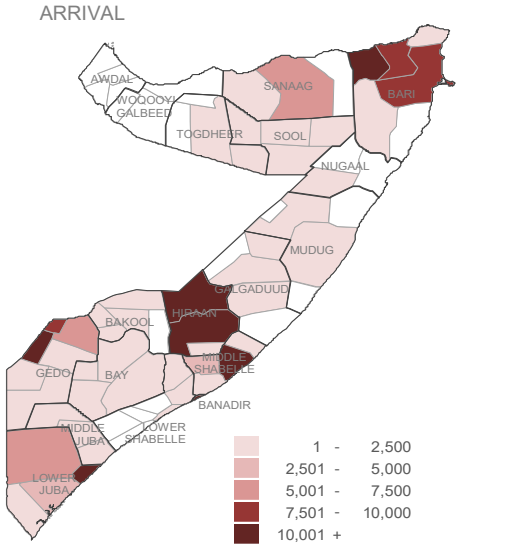


## DROUGHT RELATED DISPLACEMENTS

**104,000** in November | **150,000** (Jan - Nov 2025) | **4,000** (Jan - Nov 2024)

Significant arrival displacements in November owing to drought were recorded in Ceerigaabo (50,600 ), Galdogob (17,193) and Iskushuban (16,650) districts.
Major departure displacements occurred Ceel Afweyn (34,144), Ceerigaabo(17,343) and Garoowe (15,943),

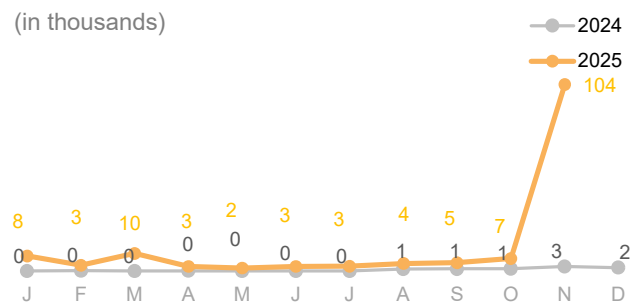


### BY REGION (Jan - Nov 2025)

| | DEP | ARR |
|---|---|---|
| Bay | 8,660 | 5,950 |
| Bari | 11,510 | 21,050 |
| Sanaag | 60,820 | 59,340 |
| Bakool | 2,540 | 1,210 |
| Awdal | | |
| Sool | 9,360 | 5,200 |
| Gedo | 1,790 | 4,510 |
| Lower Shabelle | 1,920 | 60 |
| Mudug | 2,090 | 26,500 |
| Togdheer | 220 | 5,230 |
| Hiraan | 3,590 | 3,390 |
| Nugaal | 33,660 | 1,140 |
| Lower Juba | 8,580 | 9,960 |
| Woq. Galbeed | | |
| Middle Juba | 1,960 | 250 |
| Banadir | 60 | 4,910 |
| Middle Shabelle | 2,690 | 890 |
| Galgaduud | 980 | 870 |

### BY DISTRICT (Jan - Nov 2025)

DEPARTURE

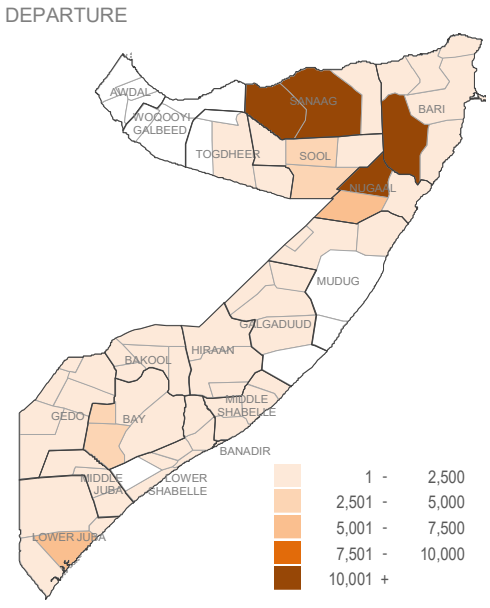


ARRIVAL

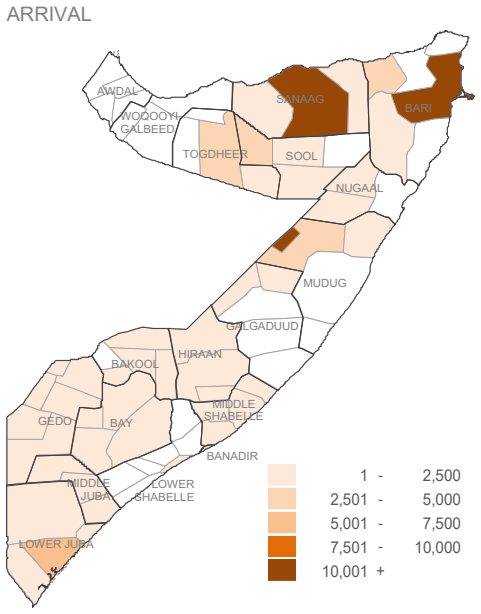


## FLOOD DISPLACEMENTS

**0** in November | **46,000** (Jan - Nov 2025) | **128,000** (Jan - Nov 2024)

There were no significant displacements owing to floods that were recorded in the month of November.

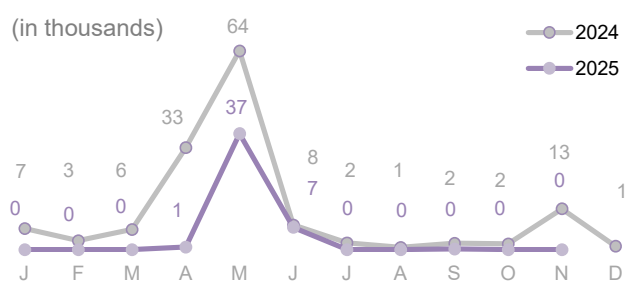


### BY REGION (Jan - Nov 2025)

| | DEP | ARR |
|---|---|---|
| Hiraan | 10 | |
| Lower Shabelle | 50 | |
| Middle Shabelle | 37,710 | 37,470 |
| Gedo | 10 | 10 |
| Lower Juba | 650 | 720 |
| Bari | 440 | 710 |
| Mudug | 170 | 170 |
| Banadir | 2,690 | 2,970 |
| Middle Juba | 60 | |
| Galgaduud | | |
| Bakool | | 10 |
| Bay | 110 | 100 |
| Awdal | | |
| Sool | | |
| Woq. Galbeed | | |
| Sanaag | 270 | 10 |
| Togdheer | | |
| Nugaal | 3,610 | 3,610 |

### PRIORITY NEED ON ARRIVAL ( November in %)

| | Food | Water | Shelter | Health | Protection | Livelihood | Humanitarian Aid | Transport | Other |
|---|---|---|---|---|---|---|---|---|---|
| Awdal | | | | | | | | | |
| Bakool | 46 | | 12 | 42 | | | | | |
| Banadir | 46 | | 38 | 16 | | | | | |
| Bari | 3 | 9 | 43 | 44 | | | | | |
| Bay | 65 | 1 | 31 | 3 | | | | | |
| Galgaduud | | | | | | | | | |
| Gedo | 98 | 2 | | | | | | | |
| Hiraan | 1 | 7 | 92 | | | | | | |
| Lower Juba | 98 | 1 | 1 | | | | | | |
| Lower Shabelle | 100 | | | | | | | | |
| Middle Juba | | | | | | | | | |
| Middle Shabelle | 37 | 22 | 38 | 2 | | | | | |
| Mudug | 17 | 13 | 69 | | | | | | |
| Nugaal | 48 | 28 | 24 | | | | | | |
| Sanaag | 30 | 62 | 7 | | | | | | |
| Sool | 36 | | 64 | | | | | | |
| Togdheer | 74 | | 26 | | | | | | |
| Woq. Galbeed | | | | | | | | | |

### AGE & GENDER ( 2025)

| Female | Age | Male |
|---|---|---|
| 13% | 0-4 | 12% |
| 12% | 5-11 | 13% |
| 9% | 12-17 | 10% |
| 14% | 18-59 | 12% |
| 3% | 60+ | 3% |

Women & chidren 85%

Disaggregated data for displaced persons are based on those displacement reports where data has been collected at household level

### NEED

| | |
|---|---|
| Food | Protection |
| Water | Livelihood |
| Shelter | Humanitarian Aid |
| Health | Transport |
| Other | |

**About PRMN**

The PRMN (Protection & Return Monitoring Network) is a UNHCR-led project which identifies and reports on displacements (including returns) of populations in Somalia. The network also identifies and reports on protection risks and incidents underlying such movements. Only figures collected by PRMN are reported above. Not all displacements in Somalia are captured. This dashboard should be read in conjunction with the Notes on PRMN Methodology (https://data2.unhcr.org/en/documents/details/53888) which outline the approach and certain limitations. The figures shown are for numbers of individuals and are based on interviews with key informants and/or displaced hoseholds at destination (unless otherwise noted). Further information and datasets available on request use contact below.

**Partner**

NRC NORWEGIAN REFUGEE COUNCIL

UNHCR is grateful for the generous contributions of donors who have directly contributed to the UNHCR Somalia operation in 2025.

United Nations CERF Central Emergency Response Fund

Internal Displacement Solutions Fund

From the People of Japan