# Türkiye Economic Empowerment Sector Achievements

December 2025

Inter-Agency Coordination Türkiye

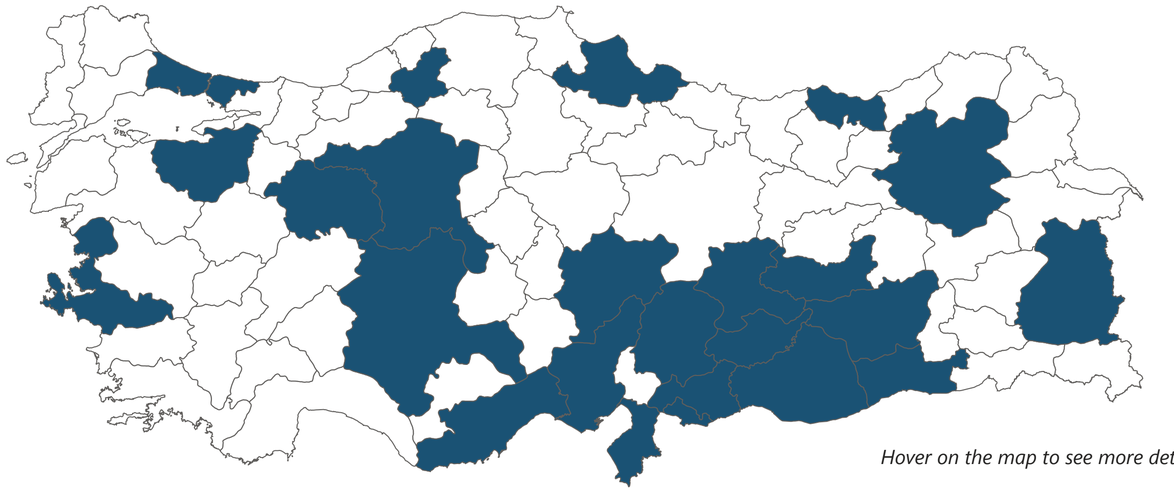

*Hover on the map to see more details.*

**24.47K**

# of direct beneficiaries reached by the sector

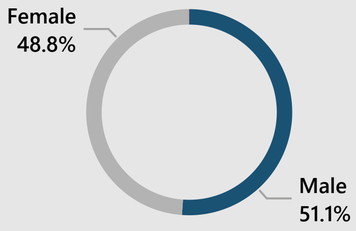


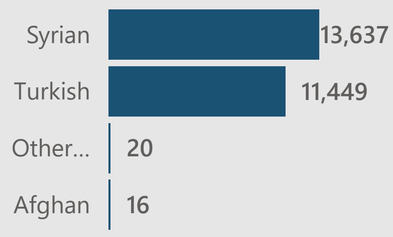


**Implementing Agencies**

| | | | | | | | | | | | | |
|---|---|---|---|---|---|---|---|---|---|---|---|---|
| CARE In... | Field Re... | ICMPD | ILO | IOM | SARD | Save th... | STL | UNDP | UNHCR | WFP | World Vi... | Zero Di... |

**Supporting Agencies**

| | | | | | | | | |
|---|---|---|---|---|---|---|---|---|
| ASAM | DKH | FAO | ICMPD | IOM | Save the Chil... | STL | UNHCR | World Vision ... |
| CARE Interna... | DRC | HABITAT | ILO | SARD | Solidar Suisse | TRC | WFP | YSYD |

## TO IMPROVE THE FOOD SECURITY OF SYRIANS UNDER TEMPORARY PROTECTION AND VULNERABLE COMMUNITIES AND PREVENT THEM FROM RESORTING TO FOOD-RELATED NEGATIVE COPING STRATEGIES

**1,901**

1.1.1 # of individuals benefitted from training program on good food and nutrition agriculture practices (food consumption, food safety, nutrition, cooking demonstration)

**11,775**

2.5.1 # of individuals provided support with individual counselling, job counselling from strengthened public institutions

**100**

1.2.3 # of individuals benefitted from greenhouse or/and backyard farming schemes

## INCREASED SOCIO-ECONOMIC INCLUSION THROUGH JOB CREATION, IMPROVED EMPLOYABILITY AND SYSTEM SUPPORT

**363**

1.A - Total # of individuals supported with job placement (i.e. people placed into decent jobs)

Female GNC Male

91% 9%

**226**

1.C - Total # of individuals supported with self-employment opportunitites (new businesses establisheded)

Female GNC Male

52% 48%

**216**

1.D - Total # of individuals supported with the obtention of work permit.

Female Male

15% 85%

**882**

2.3.1.a # of individuals completed livelihoods trainings (technical and vocational trainings which can also include soft/language skills)- Non agricultural

**Sources:** ActivityInfo **Feedback:** berkin.erol@undp.org, IMTurkey@unhcr.org

*The number of beneficiaries reached is calculated by summing indicators selected by the sectors; there may be duplications.*

# Türkiye Economic Empowerment Sector Achievements

**December 2025**

Inter-Agency Coordination Türkiye

| Reporting Partner | Supporting Agency | Appeal, EQ Response... | Nationality | Province, District |
|---|---|---|---|---|
| All | All | All | All | All |

| Indicator | January | February | March | April | May | June | July | August | September |
|---|---|---|---|---|---|---|---|---|---|
| 1.1.1 # of Female (18+) benefitted from training program on good food and nutrition agriculture practices (food consumption, food safety, nutrition, cooking demonstration) | | | 425 | | | 204 | 197 | | 525 |
| 1.1.1 # of individuals benefitted from training program on good food and nutrition agriculture practices (food consumption, food safety, nutrition, cooking demonstration) | | | 425 | | | 372 | 197 | | 907 |
| 1.1.1 # of Male (18+) benefitted from training program on good food and nutrition agriculture practices (food consumption, food safety, nutrition, cooking demonstration) | | | | | | 168 | | | 382 |
| 1.1.1 # of Non-binary adults (18+) benefitted from training program on good food and nutrition agriculture practices (food consumption, food safety, nutrition, cooking demonstration) | | | | | | 0 | | | |
| 1.1.2 # of awareness sessions on good food and nutrition agriculture practices | | | | | | 0 | | | |
| 1.1.3 # of school or community gardens | | | | | | 0 | | | |
| 1.1.4 # of Female (18+) provided with learning programmes on good food practices and healthy dietary habits | | | | | | 918 | 1,832 | | |
| 1.1.4 # of individuals provided with learning programmes on good food practices and healthy dietary habits | | | | | | 1,679 | 3,037 | | |
| 1.1.4 # of Male (18+) provided with learning programmes on good food practices and healthy dietary habits | | | | | | 761 | 1,205 | | |
| 1.1.4 # of Non-binary adults (18+) provided with learning programmes on good food practices and healthy dietary habits | | | | | | 0 | | | |
| 1.2.1 # of Female (18+) provided with the tools to establish greenhouse, or/and backyard urban and peri-urban agriculture schemes | 112 | | | | | 16 | | | |
| 1.2.1 # of individuals provided with the tools to establish greenhouse, or/and backyard urban and peri-urban agriculture schemes | 282 | | | | | 100 | | | |
| 1.2.1 # of Male (18+) provided with the tools to establish greenhouse, or/and backyard urban and peri-urban agriculture schemes | 170 | | | | | 84 | | | |
| 1.2.1 # of Non-binary adults (18+) provided with the tools to establish greenhouse, or/and backyard urban and peri-urban agriculture schemes | | | | | | 0 | | | |
| 1.2.2 # of greenhouse, or/and backyard farming schemes established | | | | | | 0 | | | |
| 1.2.3 # of Female (18+) benefitted from greenhouse or/and backyard farming schemes | | | | | | 16 | | | |
| 1.2.3 # of individuals benefitted from greenhouse or/and backyard farming schemes | | | | | | 100 | | | |
| 1.2.3 # of Male (18+) benefitted from greenhouse or/and backyard farming schemes | | | | | | 84 | | | |
| 1.2.3 # of Non-binary adults (18+) benefitted from greenhouse or/and backyard farming schemes | | | | | | 0 | | | |
| **Total** | **3,027** | **1,687** | **2,555** | **1,437** | **50** | **8,246** | **12,550** | **1,831** | **10,465** |

**Sources:** ActivityInfo **Feedback:** berkin.erol@undp.org, IMTurkey@unhcr.org

*The number of beneficiaries reached is calculated by summing indicators selected by the sectors; there may be duplications.*