Türkiye Health Sector Achievements - 2025

as of December 2025

Inter-Agency Coordination Türkiye

List of all 3RP indicators and reported achievements during 2025. Click the upper left buttons for change of layout/view

Indicator	January	February	March	April	May	June	July	August	Septem
2.1.1 # of individuals who receive SRH services	5,228	4,538	4,675	3,808	3,307	2,712	3,413	2,093	3
2.1.1.W # of women who receive SRH services	4,718	4,164	4,259	3,460	3,066	2,484	3,049	1,852	3
1.1.3 # of IEC (information, education, communication) products on MCH and IYCF delivered	2,225	759	379	713	877	1,775	3,345	1,102	1
1.1.1 # of consultations received by individuals in primary health	3,326	1,533	1,262	1,610		411	857	779	1
1.1.3.W # of IEC (information, education, communication) products on MCH and IYCF produced and delivered to women	792	223	146	266	325	658	1,344	448	
3.2.1 # of individuals who attend awareness raising activities on STIs, including HIV	1,050	1,247	1,415	840	889	549	765	212	
1.1.3.B # of IEC (information, education, communication) products on MCH and IYCF produced and delivered to boys	706	243	109	248	263	570	990	334	
1.1.3.G # of IEC (information, education, communication) products on MCH and IYCF produced and delivered to girls	727	293	124	199	289	547	1,010	320	
3.2.1.W # of women who attend awareness raising activities on STIs, including HIV	905	1,081	1,221	713	755	475	738	204	
2.2.1 # of refugee adolescents and youth receiving health information services	1,122	943	941	698	613	510	562	386	
2.2.1.G # of girl adolescents and youth refugee receiving health information services	1,061	895	872	634	540	478	518	364	
1.1.1.M # of consultations received by men in primary health	1,628	623	462	719		88	280	258	
1.1.1.W # of consultations received by women in primary health	1,204	641	551	360		119	221	201	
4.1.1 # of MHPSS consultations provided in (supported) refugee health centers and host community clinics	585	407	292	119		0	165	193	
2.1.1.G # of girls who receive SRH services	336	274	272	202	126	160	206	137	
1.1.1.B # of consultations received by boys in primary health	69	52	80	197		101	216	187	
1.1.1.G # of consultations received by girls in primary health	30	50	41	176		103	140	133	
4.3.3 # of people with disabilities receiving self-care training along with the provision of an appropriate assistive devices for each individual	271	165	68	96		0	8	26	
2.1.3 # of individuals who received maternity kits	558	150	104	20	22	98	252	16	
2.1.3.W # of women who received maternity kits	555	149	104	20	22	98	250	16	
4.1.1.W # of MHPSS consultations provided to women in (supported) refugee health centers and host community clinics	262	190	158	23		0	40	67	
4.1.1.M # of MHPSS consultations provided to men in (supported) refugee health centers and host community clinics	243	156	78	76		0	80	77	
2.1.1.M # of men who receive SRH services	122	62	92	103	69	42	131	89	
1.1.1.NBA # of consultations received by non-binary adults in primary health	395	167	128	158			0	0	
1.1.2 # of individuals provided with transportation to health facilities	230	62	38	80			8	32	
4.3.3.M # of men with disabilities receiving self-care training along with the provision of an appropriate assistive devices for each individual	148	86	34	48		0	1	5	
3.2.1.G # of girls who attend awareness raising activities on STIs, including HIV	60	77	109	40	66	39	27	8	
2.2.1.B # of boy adolescents and youth refugee receiving health information services	61	48	69	64	73	32	43	21	
4.3.3.W # of women with disabilities receiving self-care training along with the provision of an appropriate assistive devices for each individual	78	43	15	25		0	1	3	
2.1.1.B # of boys who receive SRH services	50	38	52	43	46	26	25	13	
4.3.1 # of NCD consultations provided in (supported) refugee health centers and host community clinics	41	29	25	33		0	0	0	
4.1.1.B # of MHPSS consultations provided to boys in (supported) refugee health centers and host community clinics	46	32	25	16		0	33	27	
1.1.2.M # of men provided with transportation to health facilities	60	28	19	40			2	9	
3.2.1.M # of men who attend awareness raising activities on STIs, including HIV	58	64	48	63	41	24	0	0	
2.3.1 # of service providers trained on SRH and clinical management of GBV	0	40	0	93	80	23	12	20	
Total	**29,404**	**19,881**	**18,512**	**16,334**	**11,589**	**12,169**	**18,931**	**9,847**	**16,**

Reporting Partner

All

Supporting Agency

All

Province, District

All

Appeal, EQ Response Activity

All

Nationality

All

Indicator

All

Age

All

Gender

All

Türkiye Health Sector Achievements - 2025

as of December 2025

Inter-Agency Coordination Türkiye

of beneficiaries reached in Türkiye by Health Sector Partners

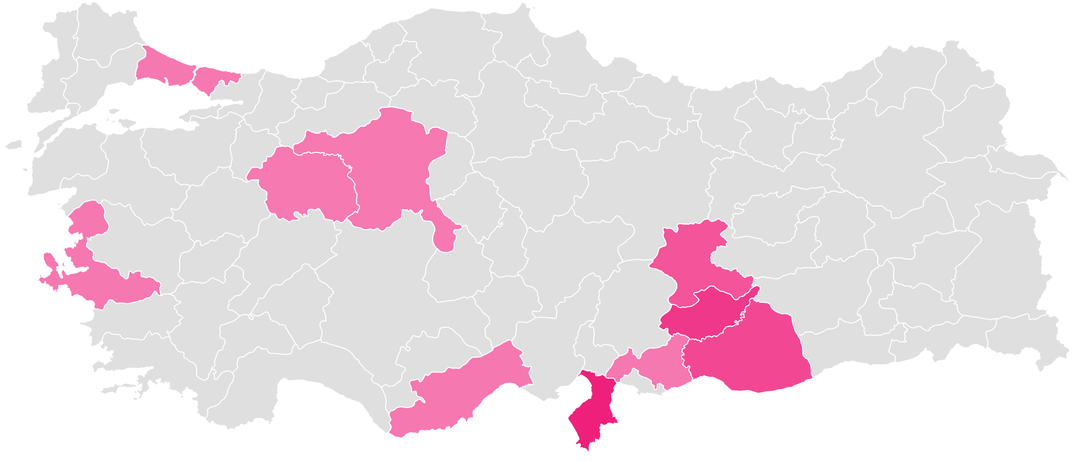

Boundaries shown on this map do not imply official endorsement by UN.

53,590

# of consultations received by persons in need in primary health

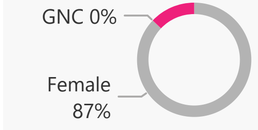

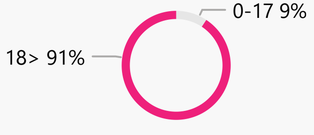

Supporting Agencies	MDM	Relief International	SAMS	UNFPA	UNICEF

Reporting Agencies	ASAM	DDD	NSPPL	SAMS	TKV	UNFPA

Achievements

0

# of consultations received by persons in need in primary health

Female | Male

2,788

# of MHPSS consultations provided in (supported) refugee health centers and host community clinics

	Female	Male
18>	52.08%	47.92%
0-17	44.93%	55.07%

43,513

# of individuals who receive SRH services

	Female	Male
18>	97.43%	
0-17	86.22%	

0

# of persons provided with transportation to health facilities

Female | Male

0

# of refugees who attend awareness raising activities on STIs, including HIV

Female | Male

All figures shown here refer to health sector supported activities in Türkiye. **Sources:** ActivityInfo **Feedback:** IMTurkey@unhcr.org

Türkiye Health Sector Achievements - 2024

as of December 2024

Inter-Agency Coordination Türkiye

of beneficiaries reached in Türkiye by Health Sector Partners

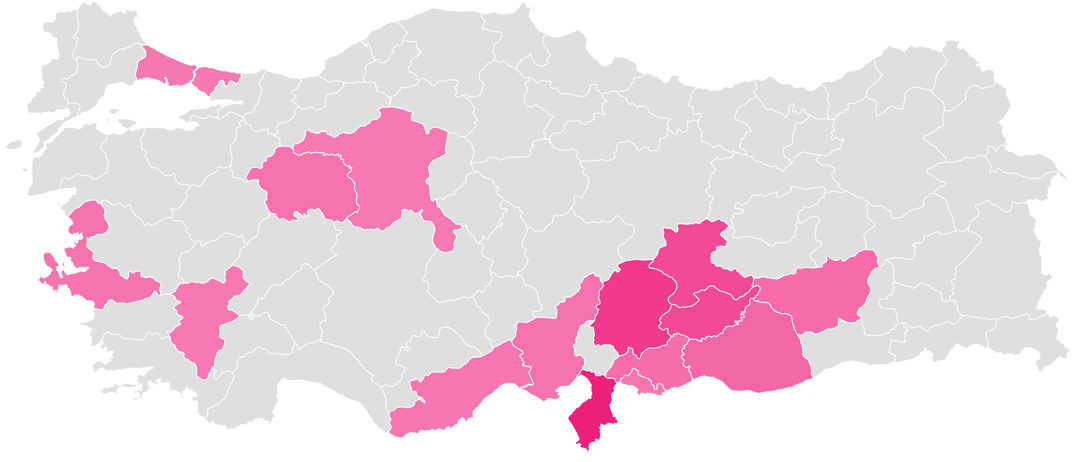

Boundaries shown on this map do not imply official endorsement by UN.

271,409

# of consultations received by persons in need in primary health

Supporting Agencies

ASAM	IOM	KAMER	MoH	Relief Inter...	Sanliurfa M...	UNHCR	WHO	YAHA
Humanity&I...	IRC	MDM	Pozitif Yasa...	SAMS	UNFPA	UNICEF	World Visio...	

Reporting Agencies

ASAM	DDD	EVSAD	IDA	IOM	Maya F...	MUDEM	NSPPL	Relief I...	SAMS	UNFPA	UOSSM...

Achievements

258,949

# of consultations received by persons in need in primary health

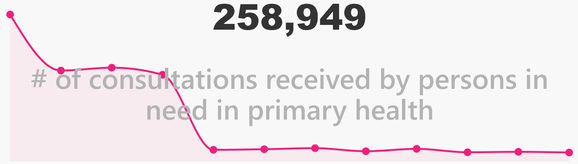

	Female	Male
18>	50.63%	49.36%
0-17	51.31%	48.65%

10,635

# of MHPSS consultations provided in (supported) refugee health centers and host community clinics

	Female	Male
18>	60.52%	39.45%
0-17	43.40%	56.60%

86,483

# of individuals who receive SRH services

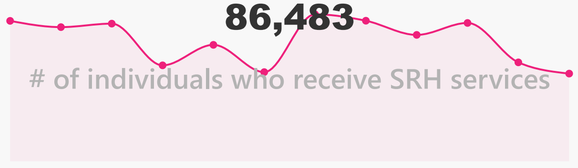

	Female	Male
18>	97.70%	
0-17	85.28%	

4,353

# of persons provided with transportation to health facilities

	Female	Male
18>	70.46%	29.47%
0-17	51.53%	48.47%

15,997

# of refugees who attend awareness raising activities on STIs, including HIV

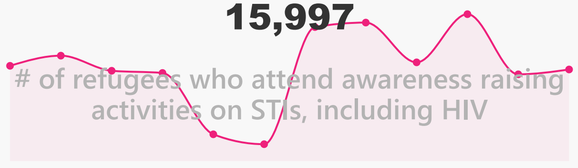

	Female	Male
18>	97.11%	
0-17	84.35%	

All figures shown here refer to health sector supported activities in Türkiye. **Sources:** ActivityInfo **Feedback:** IMTurkey@unhcr.org