Marmara Protection Sector Achievements - 2025

as of December 2025

Inter-Agency Coordination Türkiye

of Beneficiaries by Location

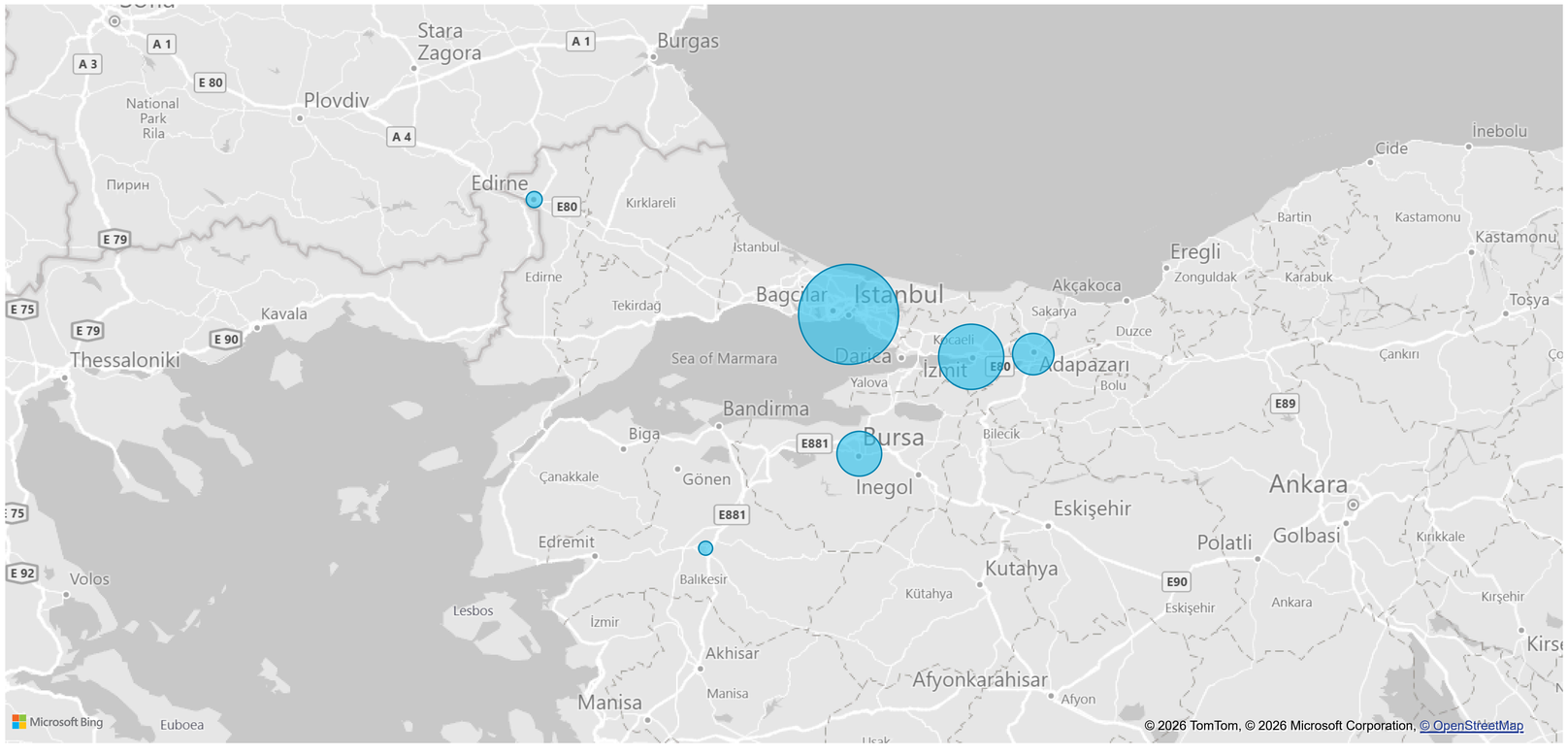

Individuals benefitting protection Services by Month

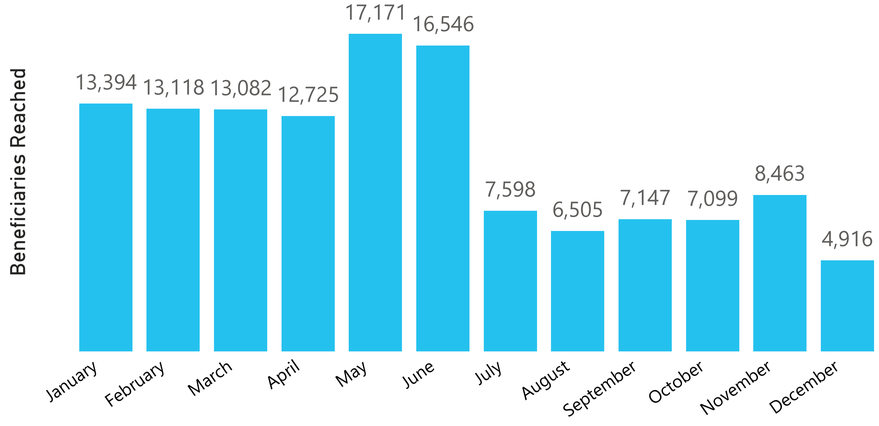

62,930
Number of individuals benefitting from protection activities

34,264
Number of individuals with specific needs/vulnerabilities assessed and identified with protection n

Location: All

Month: All

Breakdown of Beneficiaries by Gender*

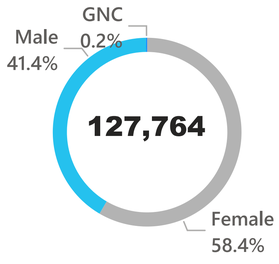

Breakdown of Beneficiaries by Nationality*

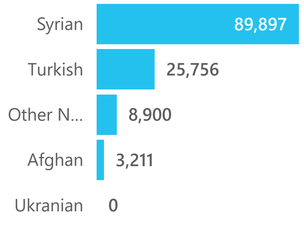

Appeal: All

EQ Response Activity: All

Nationality: All

27,340
Number referrals (of individuals with protection needs) to specialized/multisectoral services

3,095
# of individual GBV survivors provided with GBV specific response services

3,709
# of individual GBV survivors and those at risk assessed

36,883
Number of individuals receiving cash/in-kind assistance to meet their protection needs

239
# of children assessed for protection needs

1,120
# of children participating in structured, sustained child protection or psycho-social support progr

13,166
# of individuals provided with individual legal support

925
# of individuals trained on international protection, rights, services and available assistance

Reporting Agencies

ASAM | HRDF | ICMPD | IOM | Multeciler Dern... | SAMS | Save the Children | SEVKAR | TRC | UMHD | UNFPA | UNHCR | WALD | Yeryüzü Çocukl... | YSF

Supporting Agencies

GIZ | ICMPD | IOM | SAMS | Save the Children | UMHD | UNFPA | UNHCR | UNICEF | Yeryüzü Çocukları Derneği

Source: PWG, ActivityInfo **Feedback**: *IMTurkey@unhcr.org*

**The number of beneficiaries reached is calculated by summing indicators selected by the sectors; there may be duplications.*

Marmara Protection Sector Achievements - 2025

as of December 2025

Inter-Agency Coordination Türkiye

Number of individuals with specific needs/vulnerabilities assessed and identified with protection needs

34,264

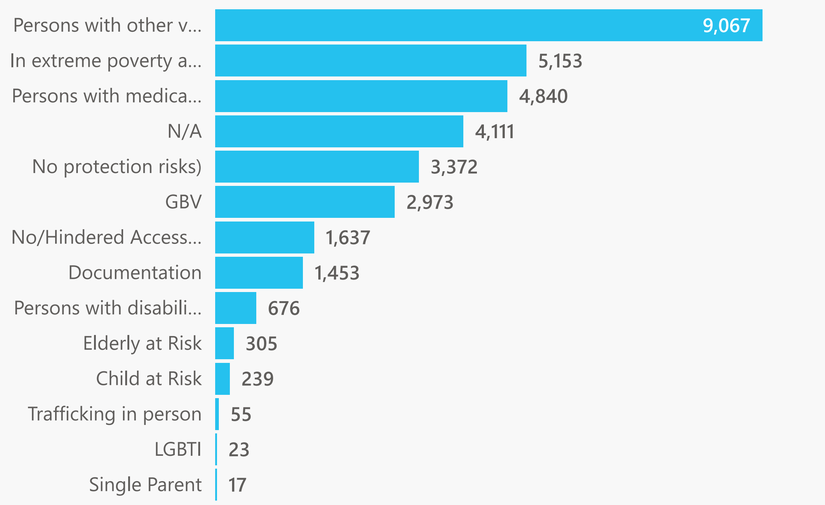

Number of Individuals Trained

925

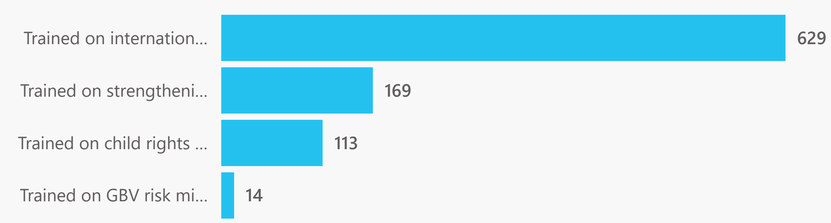

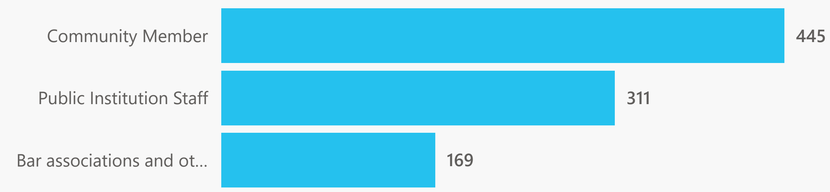

Number of Individuals Reached with Information Dissemination or Awareness Raising

9,894

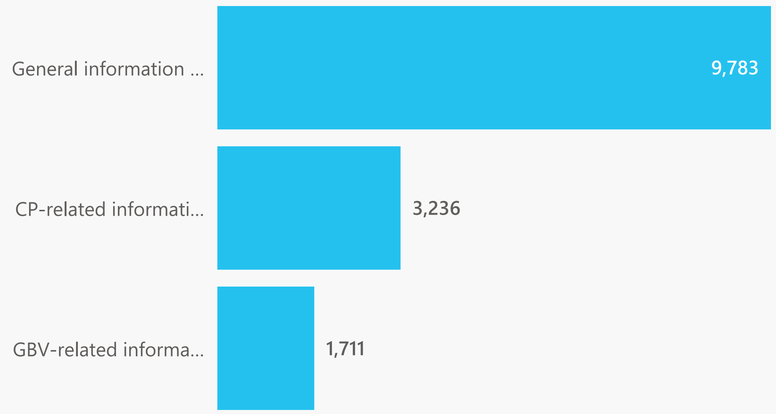

Location All

Month All

Appeal All

Nationality All

EQ Response Activity All

Individuals benefitting protection Services by Month

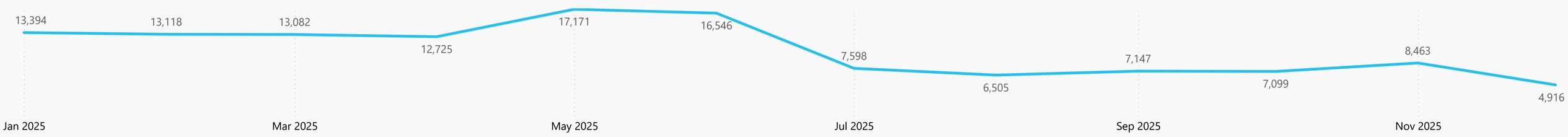

Reporting Agencies

ASAM	HRDF	ICMPD	IOM	Multeciler Dern...	SAMS	Save the Children	SEVKAR	TRC	UMHD	UNFPA	UNHCR	WALD	Yeryüzü Çocukl...	YSF	

Supporting Agencies

GIZ	ICMPD	IOM	SAMS	Save the Children	UMHD	UNFPA	UNHCR	UNICEF	Yeryüzü Çocukları Derneği

Source: PWG, ActivityInfo **Feedback**: *IMTurkey@unhcr.org*

**The number of beneficiaries reached is calculated by summing indicators selected by the sectors; there may be duplications.*

Marmara Protection Sector Achievements - 2025

as of December 2025

Inter-Agency Coordination Türkiye

Location: All | Month: All | Appeal: 3RP | EQ Response Activity: All | Nationality: All

Indicator Family	January	February	March	April	May	June	July	August	September
1.1.1 # of individuals trained on international protection, rights, services and available assistance	89	55	16	78	48	122			
1.4.1 # of refugees/vulnerable host community members provided with individual legal support (legal aid and counsel)	1,526	1,609	1,502	1,255	1,416	1,383	709	658	652
1.4.2 # of individuals trained on strengthening legal aid mechanisms for refugees (bar associations and other stakeholders)		44							
2.1.1 # of individuals benefitting from protection activities	7,661	7,991	6,540	6,855	7,315	6,443	3,856	3,804	3,803
2.1.2 # of individuals with specific needs/vulnerabilities assessed and identified with protection needs	4,162	3,218	2,051	2,254	3,404	1,653	2,233	2,346	2,126
2.1.3 # referrals (of individuals with protection needs) to specialized/multisectoral services	3,918	3,416	4,011	2,585	3,359	2,691	1,437	1,391	1,417
2.1.4 # of individuals receiving cash/in-kind assistance to meet their protection needs	4,501	2,376	5,160	117	3,743	11,114	119	4,762	2,578
2.1.5 # of individual receiving psycho-social support	193	195	139	171	103	73	82	89	114
2.2.1 # of individuals reached through information campaigns and awareness-raising on rights, entitlements, services, assistance including as related to return procedures and conditions	387	225	226	282	228	78	74	16	97
2.3.1 # of individuals engaged in sustained and structured mobilization efforts and empowerment programmes	23	28	82	25	23		1	42	103
2.5.1 # of refugee and host community members participating in one-off events specific to social cohesion	91	28	22	72	64	32	79	144	65
2.5.2 # of refugee and host community members participating in structured and sustained programmes specific to social cohesion	2,823	2,590	3,912	3,603	4,864	2,911	2		
3.1.1 # of individual Gender-Based Violence (GBV) survivors and those at risk assessed	528	320	394	234	427	197	175	113	181
3.1.2 # of individual GBV survivors provided with GBV specific response services	430	392	318	296	348	244	138	155	231
3.1.3 # of individual GBV survivors referred to multi-sectoral GBV specific response services	206	162	200	243	192	110	110	119	104
3.2.1 # of individuals reached through GBV-related information campaigns and activities to raise public awareness on rights, entitlements and assistance for prevention, mitigation and response to GBV	173	155	210	182	137	71	57	51	164
4.1.1 # of children assessed for protection risks	974	796	575	610	645	479	701	820	750
4.1.2 # of children identified to be at risk	447	278	212	131	279	172	425	230	286
4.1.3 # of children referred to specialised/multi-sectoral services	453	367	245	138	302	189	331	304	188
4.2.1 # of children participating in structured and sustained community based child protection programmes	6							41	91
4.2.2 # of children participating in structured, sustained child protection or psycho-social support programmes (individuals and in groups)	66	25	41	101	62	89	83	103	139
4.2.3 # of individuals reached with positive parenting programmes	125	18	29	94	142	29	24	50	55
4.2.4 # of individuals reached through information campaigns and awareness-raising initiatives on child rights and protection	459	346	391	304	291	99	198	302	243
4.3.1 # of individuals reached with technical capacity development initiatives (including trainings) on child rights and protection		113							
Total	**29,241**	**24,747**	**26,276**	**19,630**	**27,392**	**28,179**	**10,834**	**15,540**	**13,387**

Reporting Agencies

ASAM | HRDF | IOM | Multeciler Dernegi | SAMS | SEVKAR | TRC | UNFPA | UNHCR | WALD | YSF

Supporting Agencies

GIZ | IOM | SAMS | UNFPA | UNHCR | UNICEF

Source: PWG, ActivityInfo **Feedback**: *IMTurkey@unhcr.org*

**The number of beneficiaries reached is calculated by summing indicators selected by the sectors; there may be duplications.*

Protection Sector Achievements - Istanbul- 2025

as of December 2025

Inter-Agency Coordination Türkiye

# of Beneficiaries by Location

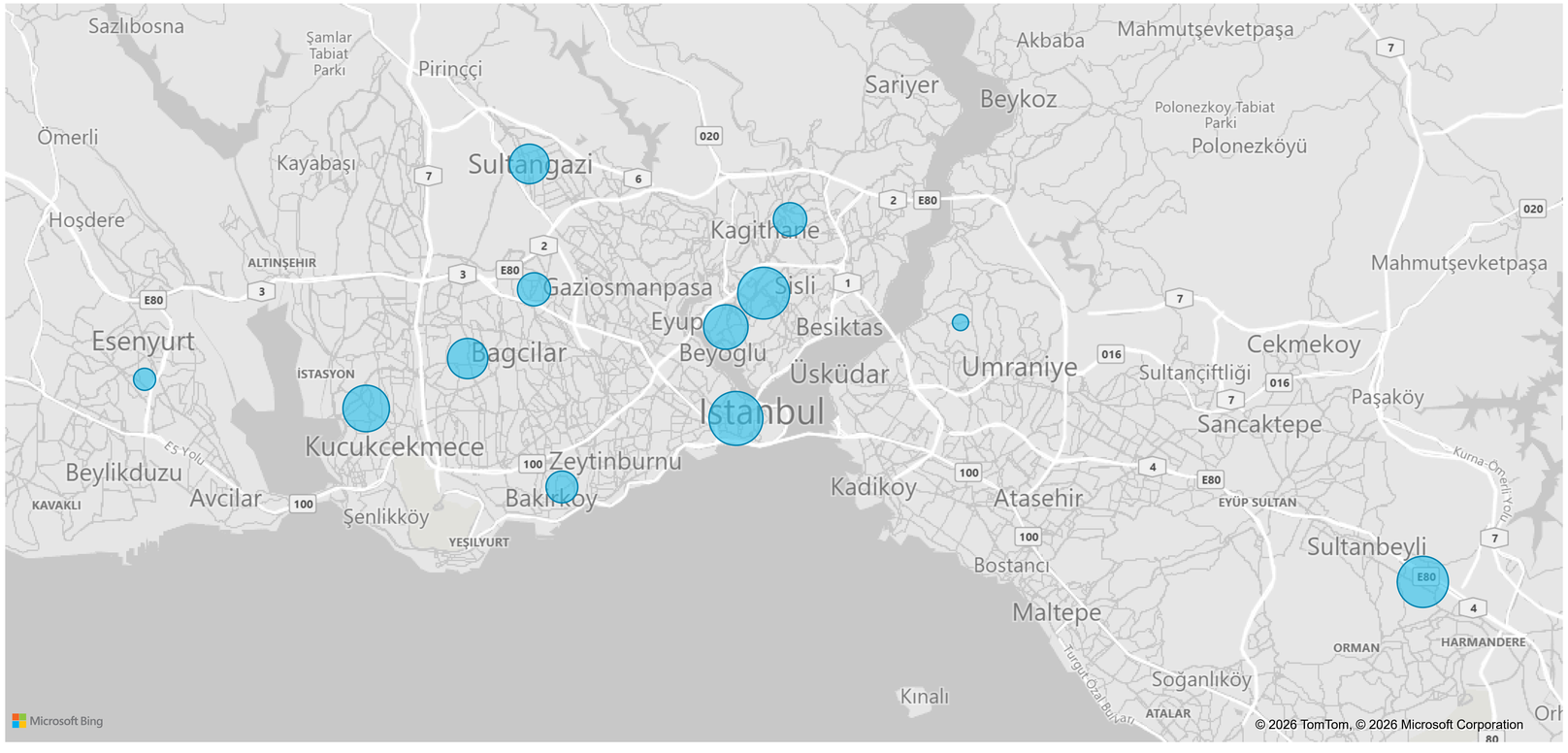

Individuals benefitting protection Services by Month

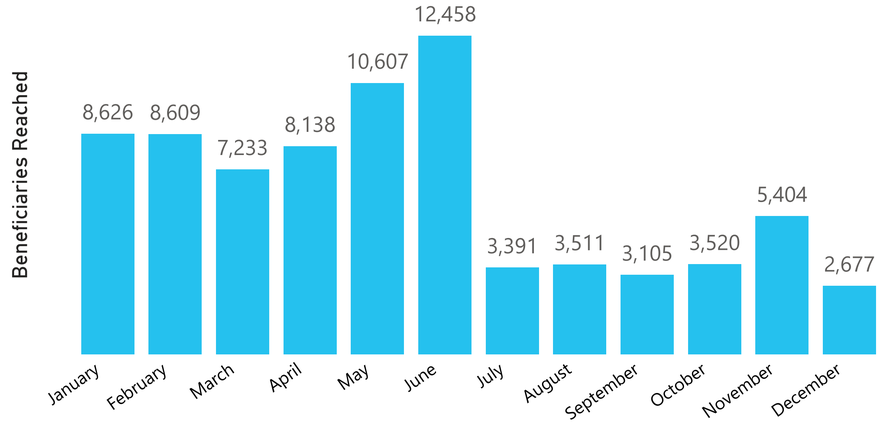

Location

All

Month

All

Breakdown of Beneficiaries by Gender*

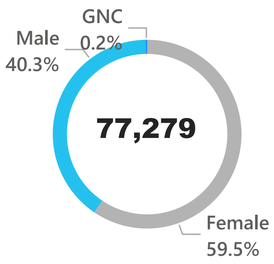

Breakdown of Beneficiaries by Nationality*

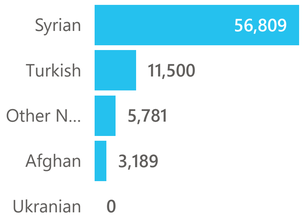

Appeal

All

EQ Response Activity

All

Nationality

All

49,074
Number of individuals benefitting from protection activities

36,137
Number of individuals with specific needs/vulnerabilities assessed and identified with protection n

22,895
Number referrals (of individuals with protection needs) to specialized/multisectoral

2,677
# of individual GBV survivors provided with GBV specific response services

5,400
# of individual GBV survivors and those at risk assessed

36,235
Number of individuals receiving cash/in-kind assistance to meet their protection needs

58
# of children assessed for protection needs

527
# of children participating in structured, sustained child protection or psycho-social support progr

10,966
# of individuals provided with individual legal support

772
# of individuals trained on international protection, rights, services and available assistance

Reporting Agencies

ASAM | HRDF | ICMPD | IOM | Multeciler Dern... | SAMS | Save the Children | SEVKAR | TRC | UMHD | UNFPA | UNHCR | WALD | Yeryüzü Çocukl... | YSF

Supporting Agencies

GIZ | ICMPD | IOM | SAMS | Save the Children | UMHD | UNFPA | UNHCR | UNICEF | Yeryüzü Çocukları Derneği

Source: *PWG, ActivityInfo* *Feedback*: *IMTurkey@unhcr.org*

**The number of beneficiaries reached is calculated by summing indicators selected by the sectors; there may be duplications.*

Marmara Protection Sector Achievements - 2024

as of December 2024

Inter-Agency Coordination Türkiye

# of Beneficiaries by Location

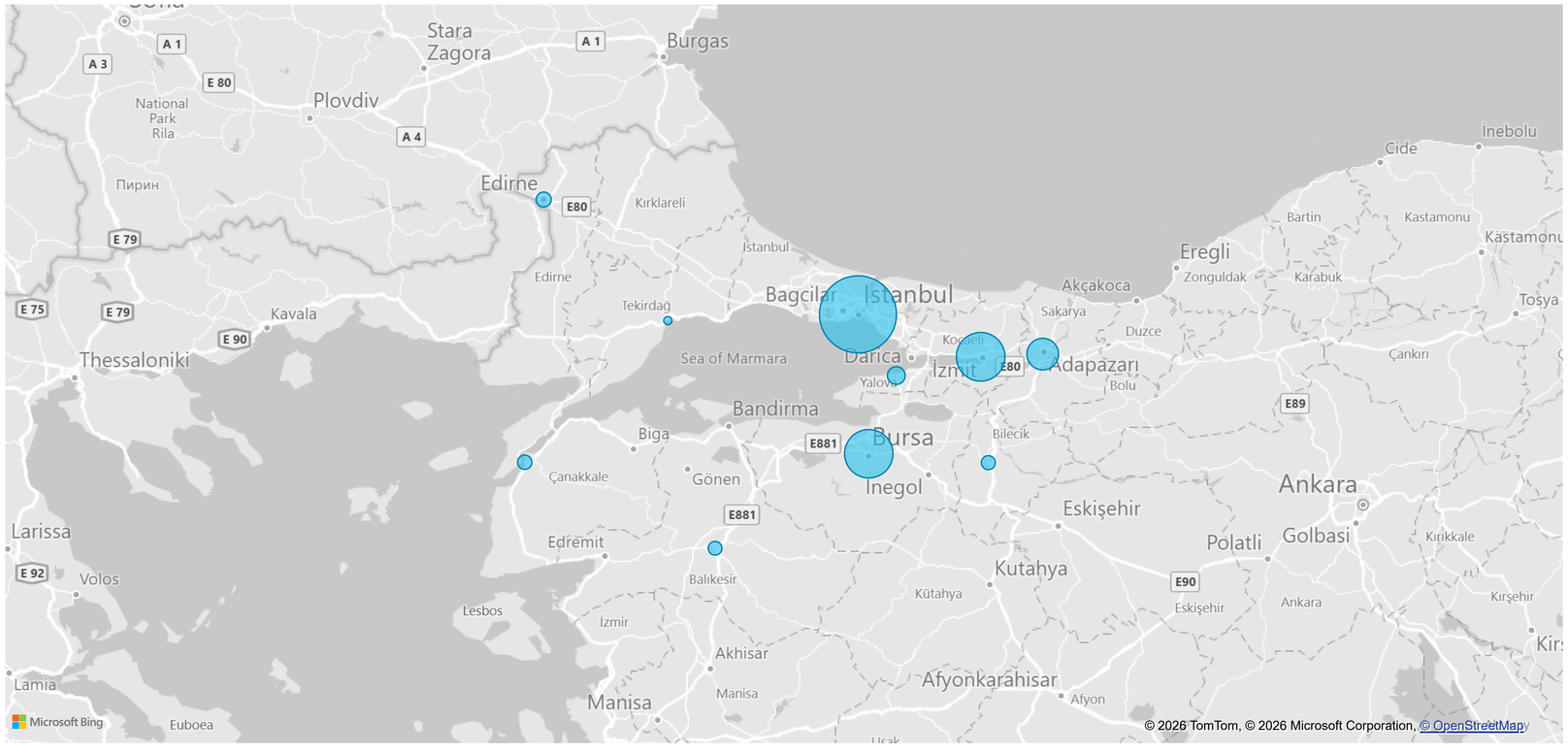

Individuals benefitting protection Services by Month

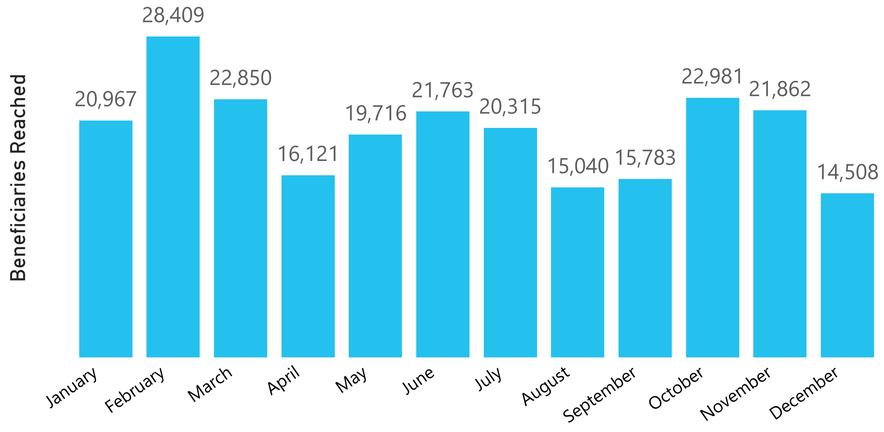

135,256
Number of individuals benefitting from protection activities

105,417
Number of individuals with specific needs/vulnerabilities assessed and identified with protection n

Location: All

Month: All

Breakdown of Beneficiaries by Gender*

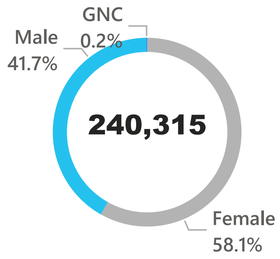

Breakdown of Beneficiaries by Nationality*

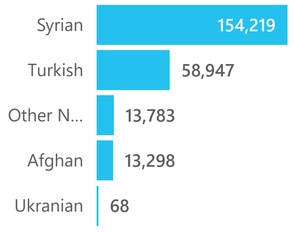

41,616
Number referrals (of individuals with protection needs) to specialized/multisectoral services

2,699
# of individual GBV survivors provided with GBV specific response services

5,326
# of individual GBV survivors and those at risk assessed

10,543
Number of individuals receiving cash/in-kind assistance to meet their protection needs

42,256
# of children assessed for protection needs

7,836
# of children participating in structured, sustained child protection or psycho-social support progr

17,757
# of individuals provided with individual legal support

1,020
# of individuals trained on international protection, rights, services and available assistance

Appeal: All

EQ Response Activity: All

Nationality: All

Reporting Agencies

ASAM | DDD | Genç Ha... | HRDF | Inogar | IOM | KADAV | Mavi Kal... | MUDEM | Multecil... | Qatar C... | Relief In... | SAMS | Save the... | SEVKAR | Test Par... | TRC | UMHD | UNFPA | UNHCR | WALD | WHH | Yeryüzü ... | YSF

Supporting Agencies

ASAM | Caritas Luxe... | GIZ | IOM | KADAV | MDM | MUDEM | Multeciler D... | Qatar Charity | Relief Intern... | SAMS | Save the Chil... | UMHD | UNFPA | UNHCR | UNICEF | WHH | Yeryüzü Çoc...

Source: *PWG, ActivityInfo* *Feedback*: *IMTurkey@unhcr.org*

**The number of beneficiaries reached is calculated by summing indicators selected by the sectors; there may be duplications.*

Marmara Protection Sector Achievements - 2023

as of December 2023

Inter-Agency Coordination Türkiye

of Beneficiaries by Location

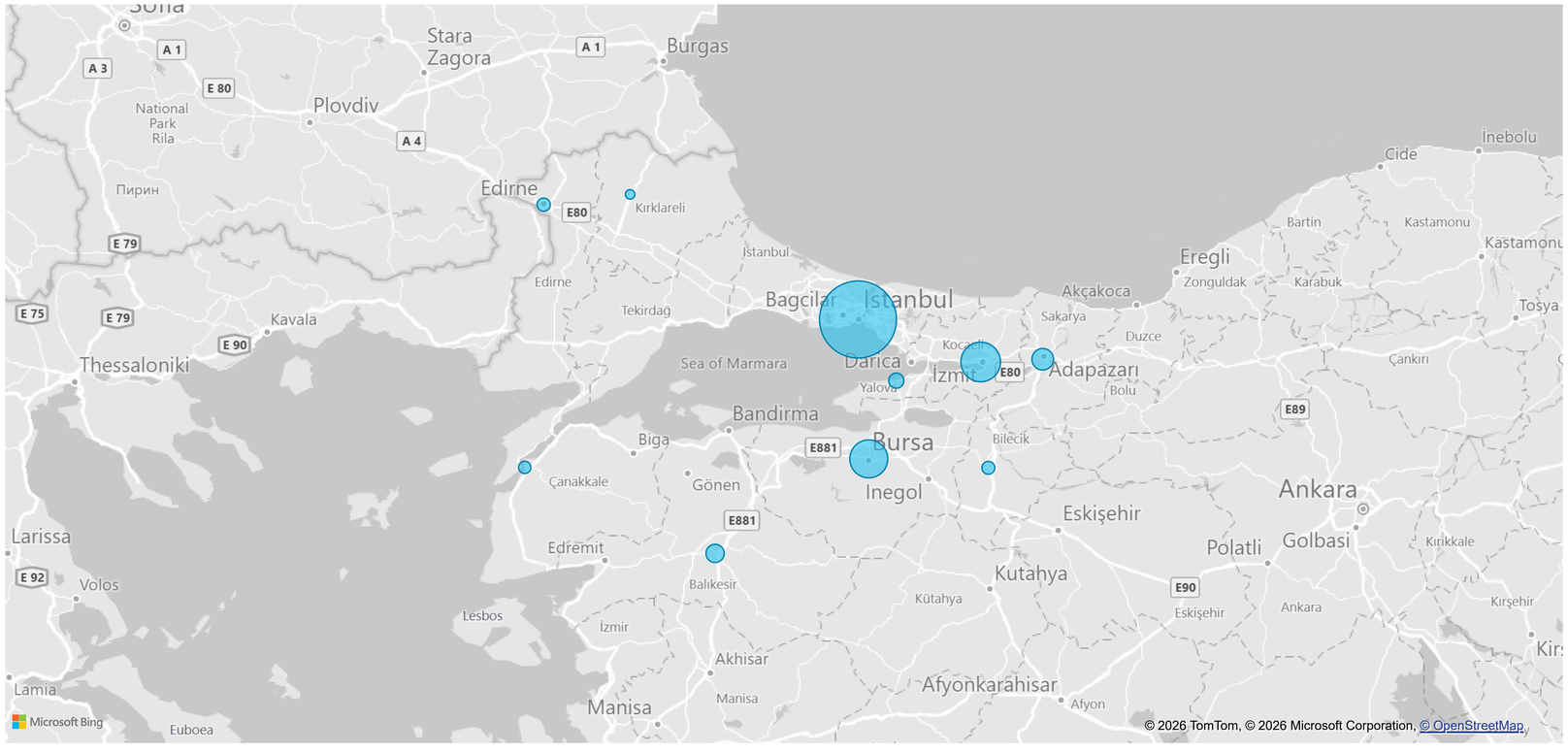

Individuals benefitting protection Services by Month

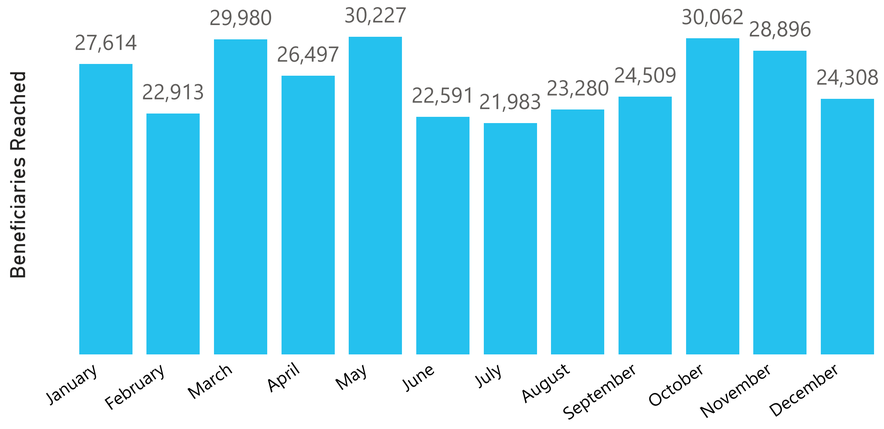

179,451
Number of individuals benefitting from protection activities

115,471
Number of individuals with specific needs/vulnerabilities assessed and identified with protection n

Location: All

Month: All

Breakdown of Beneficiaries by Gender*

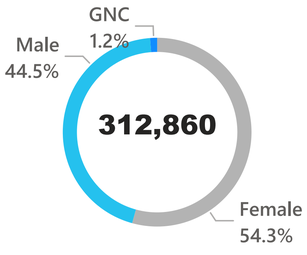

Breakdown of Beneficiaries by Nationality*

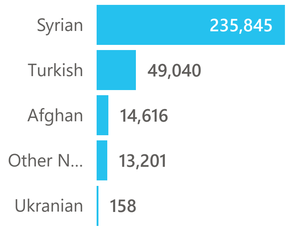

81,356
Number referrals (of individuals with protection needs) to specialized/multisectoral services

2,905
# of individual GBV survivors provided with GBV specific response services

3,442
# of individual GBV survivors and those at risk assessed

23,223
Number of individuals receiving cash/in-kind assistance to meet their protection needs

45,262
# of children assessed for protection needs

5,709
# of children participating in structured, sustained child protection or psycho-social support progr

29,818
# of individuals provided with individual legal support

2,101
# of individuals trained on international protection, rights, services and available assistance

Appeal: All

EQ Response Activity: All

Nationality: All

Reporting Agencies

ASAM | DDD | HRDF | IOM | KADAV | Mavi Kalem | MUDEM | Multeciler ... | Multecilerl... | Relief Inter... | Save the C... | SEVKAR | STL | TRC | UMHD | UNFPA | UNHCR | WALD | WHH | YSF

Supporting Agencies

ASAM | Bar Association | Caritas Luxem... | GIZ | IOM | KADAV | MDM | MUDEM | Multeciler Der... | Relief Internati... | Save the Childr... | UMHD | UNFPA | UNHCR | UNICEF | WHH

Source: *PWG, ActivityInfo* *Feedback*: *IMTurkey@unhcr.org*

**The number of beneficiaries reached is calculated by summing indicators selected by the sectors; there may be duplications.*