Monitoring Profile of Key Indicators – Doro Refugee Camp

South Sudan | December 2025

Camp Population Statistics

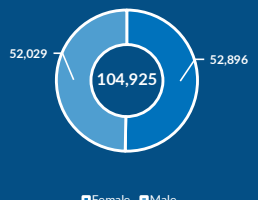

Monthly Arrival Population Trend - 2025

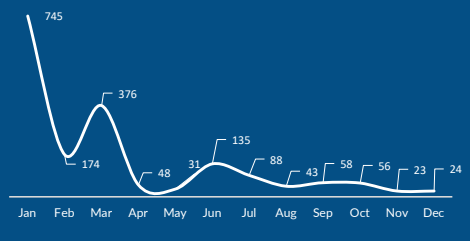

Camp Demographic Population

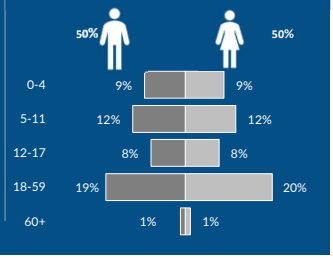

***Adequate/** meets min. standard* ***Partially adequate/** over 70% of min. standard* ***Inadequate/** below standard* ***Non-existent/** not provided*

Camp Management and NFIs
- Management of the camp facilities
- CRIs Distribution to New Arrivals
- CRIs Distribution for identified Needs
- Community Engagement
- Camp Coordination

Shelter & infrastructures
- Construction and Renovation of Shelters
- Flood response and mitigation activities
- Establishment and Maintenance of Infrastructure: Roads, Airstrip

Protection
- People receiving legal assistance
- People receiving protection services
- Refugees and asylum seekers registered
- Individuals receiving in-kind assistance
- People reached through awareness and protection monitoring
- Community-based protection mechanisms

Gender-Based Violence (GBV)
- Prevention and awareness
- GBV Referal pathway and Case management
- Women and girls who receive GBV personal hygiene kits (PHKs)
- Women and Girls Safe Space

Child and Youth Protection
- Unaccompanied and Separated children for whom BIP was initiated
- Support for children at risks, unaccompanied & separated children
- Child-friendly spaces and Youth Centers
- Psychosocial support to children

Food Security
- Average number of KCal distributed/person/day
- Number of new arrivals who received hot meals
- People receiving Agricultural assets & trainings on livelihood

Two-way Communication
- Predictable & timely information dissemination mechanisms
- Diversity of voices and languages
- Feedback and Response Mechanisms including PSEA

Reception Center Site Planning & Maintenance:
- Site maintenance activities
- Fire safety
- Reception and relocations to plots
- Functional drainage system
- Feedback and Response Mechanism
- Lighting inside and outside the shelters

Education
- Children accessing Early Childhood Development (ECDs)
- Children enrolled in Primary education systems
- Students enrolled in Secondary Education system
- Students benefiting from Tertiary Education

Water, Sanitation, and Hygiene (WASH)
- Clean water per person per day
- Water supply accessibility
- Gender disaggregated latrines and showers
- Number of latrines available
- Number of showers available
- Number of person served by individual hygiene promoter
- WASH NFIs
- Waste disposal

Nutrition
- Prevalence of GAM among children 6-59 months
- Prevalence of SAM among children 6-59 months
- Prevalence of anaemia among children 6-59 months
- Number of new admissions into CMAM programs

Health
- Primary healthcare
- Access to Primary Health care services
- Access to Secondary Health Care services
- Number of skilled deliveries
- Number of patientsconsultations/clinician/day
- Number of referrals for tertiary care

Source: UNHCR South Sudan, Sub-Office, Bunj, Maban County
Data Sources: UNHCR Registration (ProGres), Sectoral Partner Reports (Protection, Education, CECM, Health, WASH, Livelihoods, Shelter).
Reporting Period: December – 2025
Contact: Head of Sub-Office: Silva Alkebeh - alkebeh@unhcr.org
Disclaimer: Figures and indicators are based on the latest verified data and may be subject to change following ongoing updates and verifications.