Comprehensive Overview of IDPs and IDP Returns Dashboard

SYRIAN ARAB REPUBLIC

As of 12 February 2026

Key Figures

- An estimated **5.54** million IDPs remain displaced in Syria. About **76%** living outside IDP sites while **24%** are hosted in **1,535** formal IDP sites.
- Between December 2024 and 12 th Feb 2026, **1,048,500** people departed IDP sites. While returns reached **1.5** million between January and August 2025, reflecting high population mobility. According to UNHCR, an estimated total of **1,727,285** IDP returnees were recorded as of 12th Feb 2026.
- On the 8th February floods reached 21 IDP sites in Idleb and Lattakia, directly affecting about 5,300 IDPs. OCHA 9 Feb 2026

Estimated IDP Population Aug 2025 OCHA

5,542,227 Source: OCHA Aug 2025

1,355,532 (24%) Inside IDP Sites

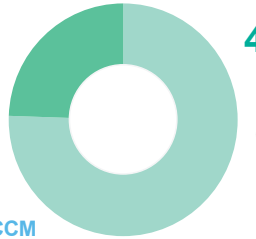

4,186,695 (76%) Outside IDP Sites

Estimated IDP Population in Camps Dec 2025 CCCM

1,535 Source: CCCM Cluster

Current IDPs sites in Syria

1,162,248 Source: CCCM Cluster

Estimated number of IDPs inside IDP sites

IDP Returnees

UNHCR Data Estimations

1,727,285 Source: UNHCR Jan 2025- 12 Feb 2026

1,513,449 Source: OCHA Jan - Aug 2025

213,836 Source: UNHCR Sep - Feb 2026

1,048,500 Source: CCCM as of 12 th Feb 2026

Estimated number of IDPs Departed from Camps

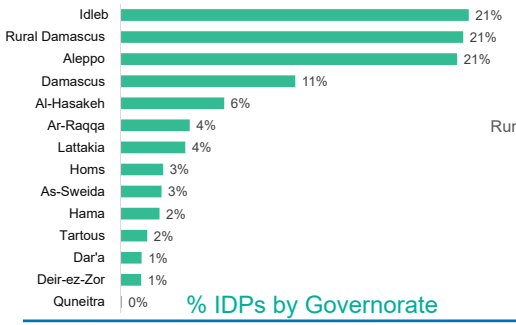

% IDPs by Governorate

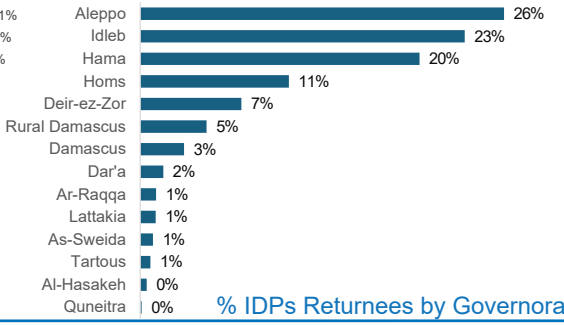

% IDPs Returnees by Governorate

Locations of 1,727,285 IDP returnees by governorate 12 Feb 2026

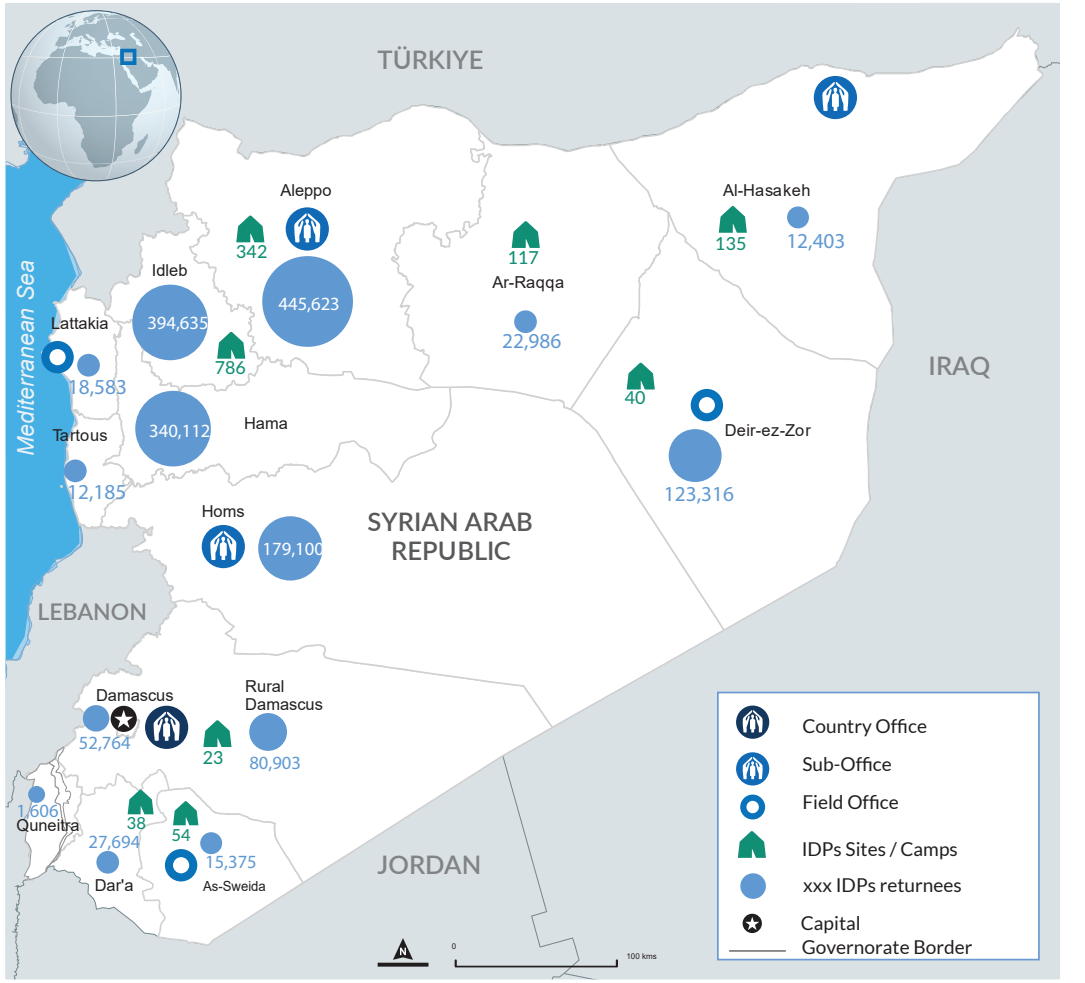

The boundaries and names shown and the designations used on this map do not imply official endorsement or acceptance by the United Nations | UNHCR Comprehensive Overview of Response to Emergencies | imsyr@unhcr.org

Sources: UNHCR border monitoring and population movement reporting tool | *Figures are subject to future adjustment, should not be considered Final.