Comprehensive Overview of Refugee Returns Dashbaord

SYRIAN ARAB REPUBLIC

As of 12 February 2026

Key Figures

Since **8 December 2024**, an estimated **1,447,781** Syrians have returned. This estimate is calculated by triangulating multiple data sources, including population-movement reporting and border-monitoring data. Returns through border-crossing points make up the majority of the observed movements.

1,447,781 Total Returnees

Age and Gender Breakdown

700,512 Male 48%

747,269 Female 52%

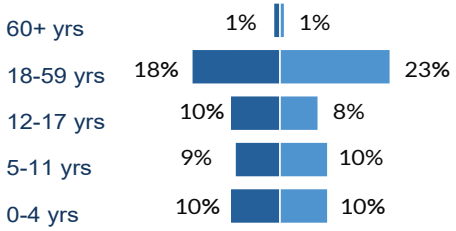

Breakdwon by Country of Return

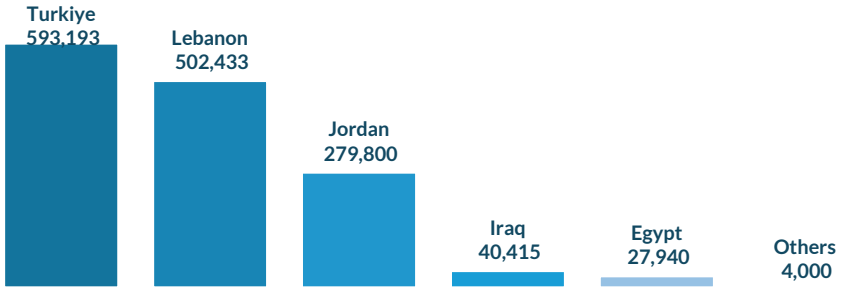

Trend of Monthly Returns

Return Trend (in thousands)

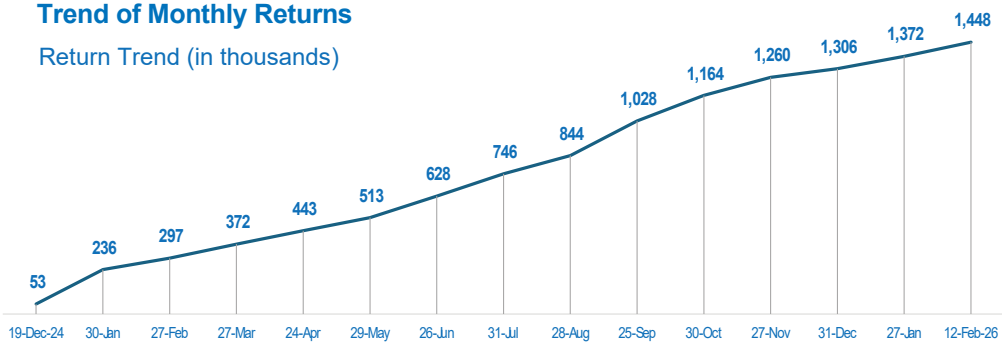

Locations of 1,447,781 Syrian Refugees returnees by governorate 12 Feb 2026

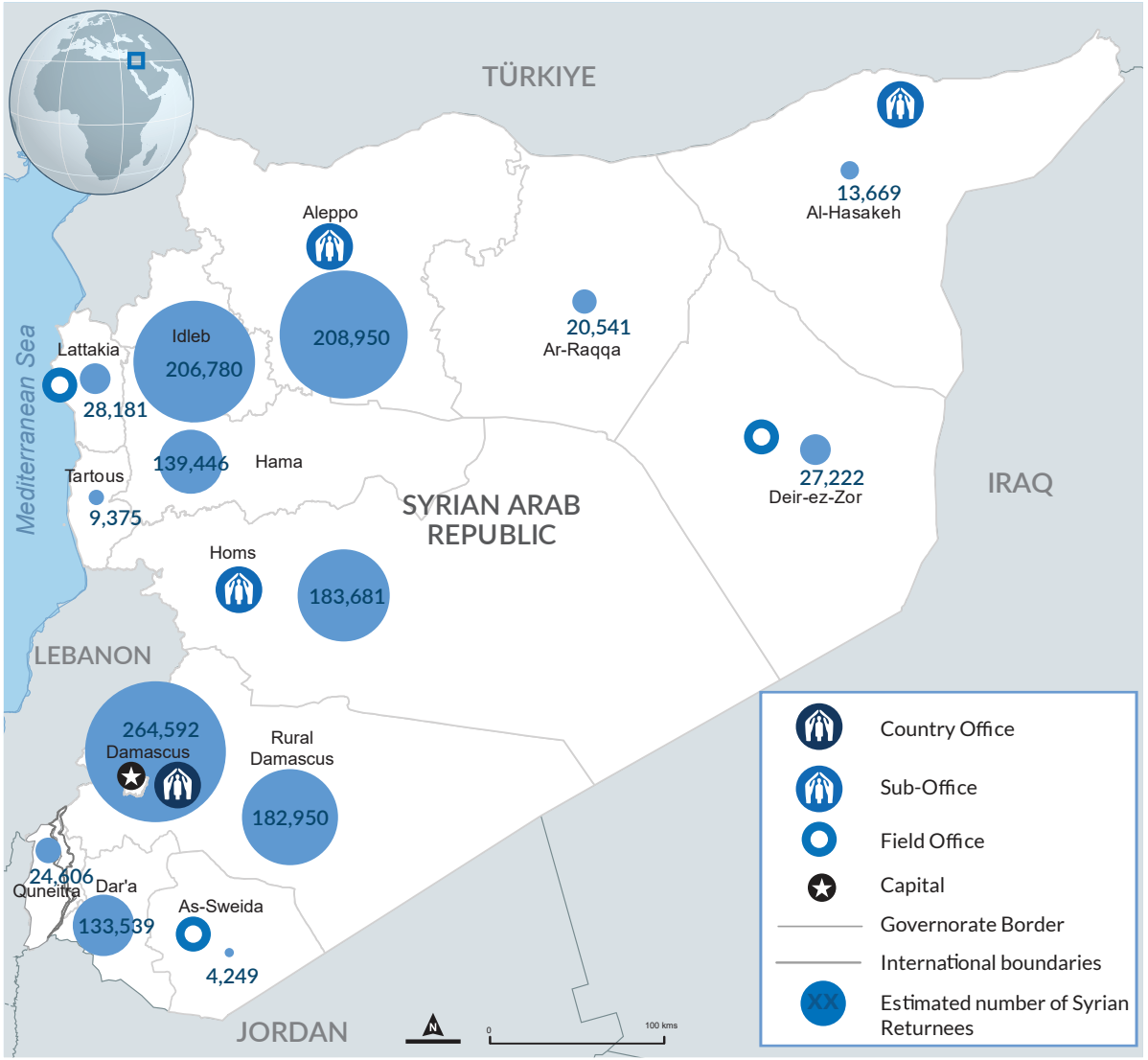

The boundaries and names shown and the designations used on this map do not imply official endorsement or acceptance by the United Nations | UNHCR Comprehensive Overview of Response to Emergencies | imsyr@unhcr.org

Sources: UNHCR border monitoring and population movement reporting tool |*Figures are subject to future adjustment, should not be considered Final.