Uganda Country Refugee Response Plan (UCRRP)
Critical Indicator Tracking Matrix - **Nyumanzi Reception Centre**

As of *23/01/2026 - 29/01/2026*

New arrivals

441
Arrivals since Jan 2025

140
Arrivals in the last reporting week

Occupancy

76%
The center is operating within capacity, accomodating a population of
757 compared to its capacity of
1,000 individuals

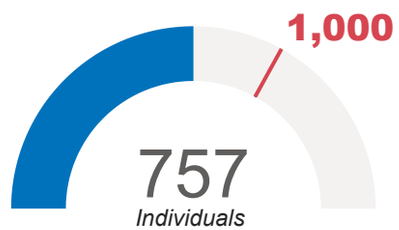

Daily new arrivals

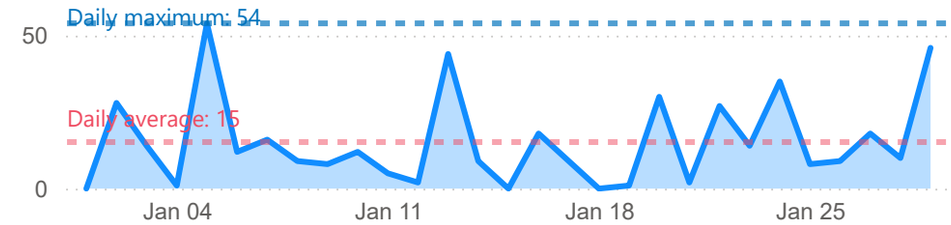

Sector	Indicator	Indicator Description / Standard	Target / Standard	Current status	What is being done - Comments	Status
Food	Food (Kilocalories/Person/Day)	2,100 kilo calories - The 2,100 kilocalories per person per day standard ensures basic energy and nutritional needs are met, typically provided through three balanced meals within the centres.	2,100	2,100	New arrivals at this reception centre are receiving 3 hot meals a day.	Indicates that there's no gap
Health	% Of Arrivals Medically Screened	100 per cent	100	100	All individuals screened prior to registration. No disease outbreak was reported.	Indicates that there's no gap
	Crude Mortality Rate	1 death/10000/day	1	0	No death was reported during the week.	Indicates that there's no gap
	Measles Vaccine Coverage Rate	100 per cent	95	100	44 children were vaccinated against measles. There are adequate vaccines, vaccine supplies and commodities available.	Indicates that there's no gap
	Skilled Birth Attendance	100 per cent	100	0	No delivery was conducted during the week.	Indicates that there's no gap
	Under Five Mortality Rate	2 deaths/10000/day	2	0	No death was reported during the week.	Indicates that there's no gap
Nutrition	Global Acute Malnutrition Rate	< 10%	10	0	18 children were screened for malnutrition but none of them was found to be malnourished.	Indicates that there's no gap
	Severe Acute Malnutrition Rate	< 2%	2	0	18 children were screened for malnutrition but none of them was found to be malnourished.	Indicates that there's no gap
Protection	% Of Persons Individually Registered	100 per cent of the new arrivals should be registered in ProGres V4	100	37	Registration activities are progressing smoothly, though currently not at 100%.	Indicates that there's a gap
Shelter	Accomodation Space	3.5 SQM/person (Has holding capacity of 1,000 individuals)	1,000	757	The transit centre is operating within capacity.	Indicates that there's no gap
WASH	Bathing Facilities	One facility per 50 people	15	64	No gap	Indicates that there's no gap
	Health Promoters Per Refugees	One for 500	2	6	No gap	Indicates that there's no gap
	Latrine Coverage	One latrine stance for 20 persons	38	73	No gap	Indicates that there's no gap
	Water Coverage	Min of 15 litres/person/day	15	48	No gap	Indicates that there's no gap

Indicates that there's a gap *Indicates that there's no gap*

Uganda Country Refugee Response Plan (UCRRP)
Critical Indicator Tracking Matrix - **Nyakabande Transit Centre**

As of *23/01/2026 - 29/01/2026*

New arrivals

449
Arrivals since Jan 2025

132
Arrivals in the last reporting week

Occupancy

21%
The center is operating within capacity, accomodating a population of
303 compared to its capacity of
1,420 individuals

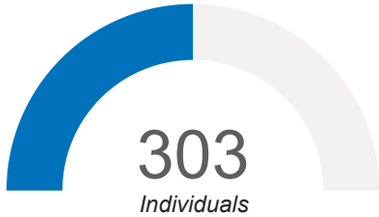

Daily new arrivals

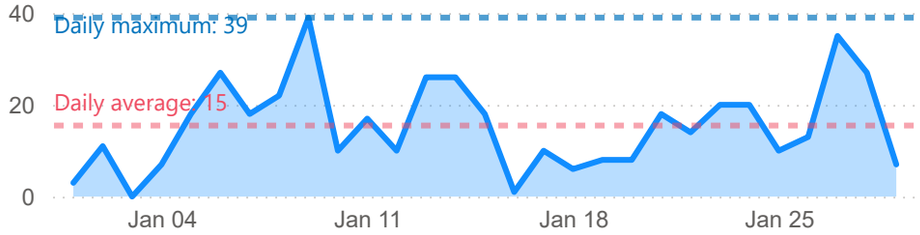

Sector	Indicator	Indicator Description / Standard	Target / Standard	Current status	What is being done - Comments	Status
Food	Food (Kilocalories/Person/Day)	2,100 kilo calories - The 2,100 kilocalories per person per day standard ensures basic energy and nutritional needs are met, typically provided through three balanced meals within the centres.	2,100	2,100	New arrivals at this transit centre are receiving 3 hot meals a day.	Indicates that there's no gap
Health	% Of Arrivals Medically Screened	100 per cent	100	100	All individuals screened prior to registration. No disease outbreak was reported.	Indicates that there's no gap
	Crude Mortality Rate	1 death/10000/day	1	0	No death was reported this week.	Indicates that there's no gap
	Measles Vaccine Coverage Rate	100 per cent	95	100	36 children were vaccinated against measles. There are adequate vaccines, vaccine supplies and commodities available.	Indicates that there's no gap
	Skilled Birth Attendance	100 per cent	100	0	No emergency delivery was registered	Indicates that there's no gap
	Under Five Mortality Rate	2 deaths/10000/day	2	0	No death was registered among children under 5 years during the week.	Indicates that there's no gap
Nutrition	Global Acute Malnutrition Rate	< 10%	10	12	16 children was screened of which 2 moderately acute malnourished children were detected and enrolled on treatment.	Indicates that there's a gap
	Severe Acute Malnutrition Rate	< 2%	2	0	16 children was screened and no severe acute malnutrition was detected.	Indicates that there's no gap
Protection	% Of Persons Individually Registered	100 per cent of the new arrivals should be registered in ProGres V4	100	0	There were no registration activities conducted.	Indicates that there's a gap
Shelter	Accomodation Space	3.5 SQM/person (Has holding capacity of 1,420 individuals)	1,420	303	The transit centre is operating within capacity.	Indicates that there's no gap
WASH	Bathing Facilities	One facility per 50 people	6	23	No gap	Indicates that there's no gap
	Health Promoters Per Refugees	One for 500	1	7	No gap	Indicates that there's no gap
	Latrine Coverage	One latrine stance for 20 persons	15	95	No gap	Indicates that there's no gap
	Water Coverage	Min of 15 litres/person/day	15	73	No gap	Indicates that there's no gap

Indicates that there's a gap *Indicates that there's no gap*

Uganda Country Refugee Response Plan (UCRRP)
Critical Indicator Tracking Matrix - **Matanda Transit Centre**

As of *23/01/2026 - 29/01/2026*

New arrivals

39
Arrivals since Jan 2025

5
Arrivals in the last reporting week

Occupancy

6%
The center is operating within capacity, accomodating a population of
50 compared to its capacity of
900 individuals

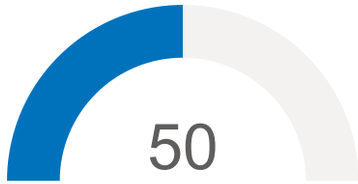

Daily new arrivals

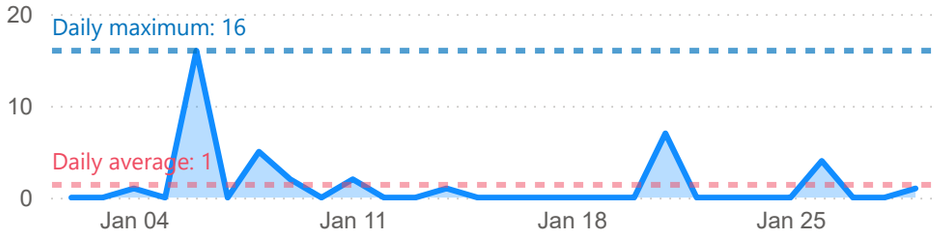

Sector	Indicator	Indicator Description / Standard	Target / Standard	Current status	What is being done - Comments	Status
Food	Food (Kilocalories/Person/Day)	2,100 kilo calories - The 2,100 kilocalories per person per day standard ensures basic energy and nutritional needs are met, typically provided through three balanced meals within the centres.	2,100	2,100	New arrivals at this transit centre are receiving 3 hot meals a day.	
Health	% Of Arrivals Medically Screened	100 per cent	100	100	All individuals screened prior to registration. No disease outbreak was reported.	
	Crude Mortality Rate	1 death/10000/day	1	0	No death was reported during the week.	
	Measles Vaccine Coverage Rate	100 per cent	95	100	3 children were vaccinated against measles.	
	Skilled Birth Attendance	100 per cent	100	0	No delivery was registered.	
	Under Five Mortality Rate	2 deaths/10000/day	2	0	No death of children under 5 years was reported during the week.	
Nutrition	Global Acute Malnutrition Rate	< 10%	10	0	2 children were screened and no malnutrition was detected.	
	Severe Acute Malnutrition Rate	< 2%	2	0	2 children were screened and no malnutrition was detected.	
Protection	% Of Persons Individually Registered	100 per cent of the new arrivals should be registered in ProGres V4	100	4	There were no registration activities conducted.	
Shelter	Accomodation Space	3.5 SQM/person (Has holding capacity of 900 individuals)	900	50	The transit centre is operating within capacity.	
WASH	Bathing Facilities	One facility per 50 people	1	25	No gap	
	Health Promoters Per Refugees	One for 500	1	2	No gap	
	Latrine Coverage	One latrine stance for 20 persons	3	25	No gap	
	Water Coverage	Min of 15 litres/person/day	15	800	No gap	

Indicates that there's a gap *Indicates that there's no gap*

Uganda Country Refugee Response Plan (UCRRP)
Critical Indicator Tracking Matrix - **Kiryandongo Reception Centre**

As of *23/01/2026 - 29/01/2026*

New arrivals

11
Arrivals since Jan 2025

0
Arrivals in the last reporting week

Occupancy

6%
The center is operating within capacity, accomodating a population of
31 compared to its capacity of
521 individuals

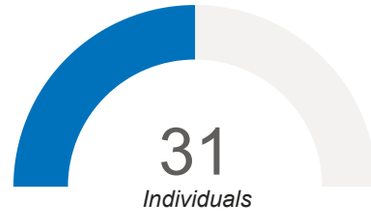

Daily new arrivals

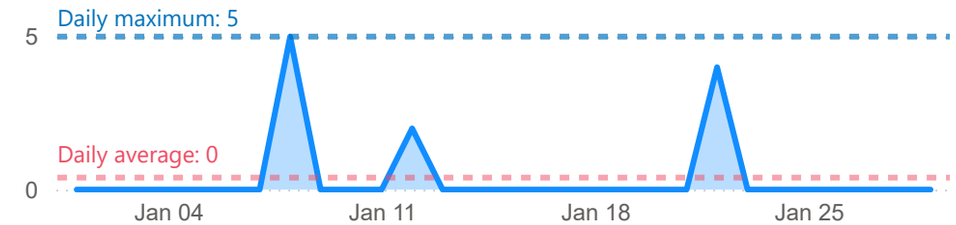

Sector	Indicator	Indicator Description / Standard	Target / Standard	Current status	What is being done - Comments	Status
Food	Food (Kilocalories/Person/Day)	2,100 kilo calories - The 2,100 kilocalories per person per day standard ensures basic energy and nutritional needs are met, typically provided through three balanced meals within the centres.	2,100	2,100	New arrivals at this reception centre are receiving 3 hot meals a day.	
Nutrition	Global Acute Malnutrition Rate	< 10%	10	0	No mass nutrition screening was conducted in the past two weeks.	
	Severe Acute Malnutrition Rate	< 2%	2	0	No mass nutrition screening was conducted in the past two weeks.	
Protection	% Of Persons Individually Registered	100 per cent of the new arrivals should be registered in ProGres V4	100	15	No registration was done as new arrivals registration is currently suspended.	
Shelter	Accomodation Space	3.5 SQM/person (Has holding capacity of 300 individuals)	300	31	The reception centre is operating within capacity..	
WASH	Bathing Facilities	One facility per 50 people	1	33	No gap	
	Health Promoters Per Refugees	One for 500	1	2	No gap	
	Latrine Coverage	One latrine stance for 20 persons	2	26	No gap	
	Water Coverage	Min of 15 litres/person/day	15	968	No gap	

Note: *Health indicators are screened at the transit centres and therefore not repeated at the reception centre.*

Indicates that there's a gap *Indicates that there's no gap*

Uganda Country Refugee Response Plan (UCRRP)
Critical Indicator Tracking Matrix - **Lokung Collection Point**

As of *23/01/2026 - 29/01/2026*

New arrivals

938
Arrivals since Jan 2025

258
Arrivals in the last reporting week

Occupancy

225%
The center is operating over capacity, accomodating a population of
969 compared to its capacity of
430 individuals

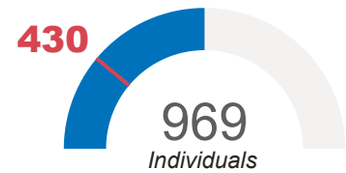

Daily new arrivals

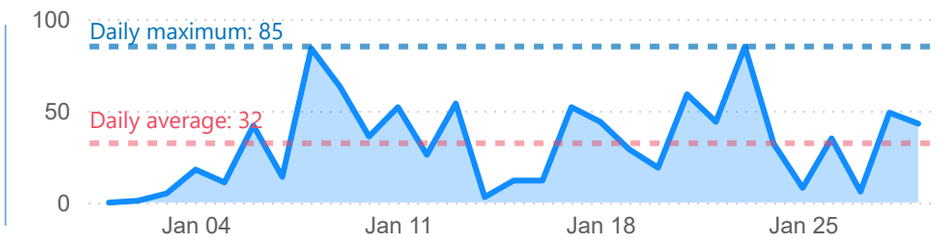

Sector	Indicator	Indicator Description / Standard	Target / Standard	Current status	What is being done - Comments	Status
Food	Food (Kilocalories/Person/Day)	2,100 kilo calories - The 2,100 kilocalories per person per day standard ensures basic energy and nutritional needs are met, typically provided through three balanced meals within the centres.	2,100	2,100	New arrivals at this reception centre are receiving 3 hot meals a day.	Green
Health	% Of Arrivals Medically Screened	100 per cent	100	100	All individuals screened prior to registration. No disease outbreak was reported.	Green
	Crude Mortality Rate	1 death/10000/day	1	0	No death was reported during the week.	Green
	Measles Vaccine Coverage Rate	100 per cent	95	100	2 children were vaccinated against measles during the week.	Green
	Skilled Birth Attendance	100 per cent	100	100	2 emergency deliveries were conducted with teh assistance of skille dhealth workers at the health facility.	Green
	Under Five Mortality Rate	2 deaths/10000/day	2	0	No death was reported during the week.	Green
Nutrition	Global Acute Malnutrition Rate	< 10%	10	24	Out of the 17 children who were screened for malnutrition, 4(2 moderate & 2 severe) malnourished children were detected and enrolled on treatment.	Red
	Severe Acute Malnutrition Rate	< 2%	2	12	Out of the 17 children screened for malnutrition, 2 severely malnourished children were detected and enrolled on treatment.	Red
Protection	% Of Persons Individually Registered	100 per cent of the new arrivals should be registered in ProGres V4	100	50	Registration activities are progressing smoothly, though currently not at 100%.	Red
Shelter	Accomodation Space	3.5 SQM/person (Has holding capacity of 430 individuals)	430	969	The reception centre is operating at 225% occupancy capacity.	Red
WASH	Bathing Facilities	One facility per 50 people	19	112	No gap	Green
	Health Promoters Per Refugees	One for 500	2	4	No gap	Green
	Latrine Coverage	One latrine stance for 20 persons	48	89	No gap	Green
	Water Coverage	Min of 15 litres/person/day	15	10	There's a gap of 4,845 litres of water.	Red

Indicates that there's a gap *Indicates that there's no gap*

Uganda Country Refugee Response Plan (UCRRP)
Critical Indicator Tracking Matrix - **Bubukwanga Transit Centre**

As of *23/01/2026 - 29/01/2026*

New arrivals

324
Arrivals since Jan 2025

156
Arrivals in the last reporting week

Occupancy

12%
The center is operating within capacity, accomodating a population of
78 compared to its capacity of
650 individuals

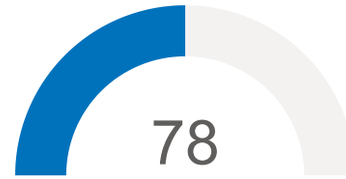

Daily new arrivals

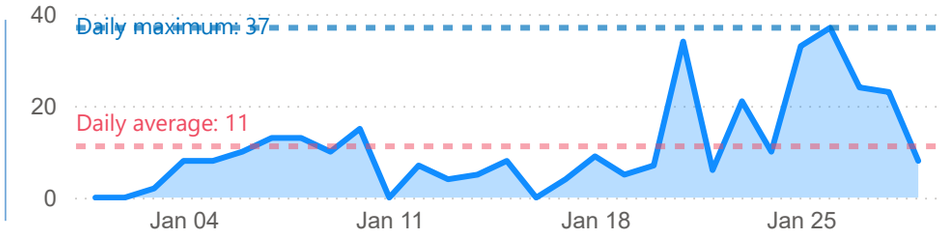

Sector	Indicator	Indicator Description / Standard	Target / Standard	Current status	What is being done - Comments	Status
Food	Food (Kilocalories/Person/Day)	2,100 kilo calories - The 2,100 kilocalories per person per day standard ensures basic energy and nutritional needs are met, typically provided through three balanced meals within the centres.	2,100	2,100	New arrivals at this reception centre are receiving 3 hot meals a day.	
Health	% Of Arrivals Medically Screened	100 per cent	100	100	All new arivals were screened medically and no disease of outbreak potential was registered	
	Crude Mortality Rate	1 death/10000/day	1	0	No death was reported during the week.	
	Measles Vaccine Coverage Rate	100 per cent	95	100	90 children were vaccinated against measles. There is adequate vaccine supply.	
	Skilled Birth Attendance	100 per cent	100	100	1 emegency delivery was conducted by skilled health workers at the health facility.	
	Under Five Mortality Rate	2 deaths/10000/day	2	0	No death was reported during the week.	
Nutrition	Global Acute Malnutrition Rate	< 10%	10	0	28 children was screened and none of them were found to be malnourished.	
	Severe Acute Malnutrition Rate	< 2%	2	0	28 children was screened and none of them were found to be malnourished.	
Protection	% Of Persons Individually Registered	100 per cent of the new arrivals should be registered in ProGres V4	100	44	Registration activities are progressing smoothly, though currently not at 100%.	
Shelter	Accomodation Space	3.5 SQM/person (Has holding capacity of 650 individuals)	650	78	The transit centre is operating within capacity.	
WASH	Bathing Facilities	One facility per 50 people	2	25	No gap	
	Health Promoters Per Refugees	One for 500	1	157	No gap	
	Latrine Coverage	One latrine stance for 20 persons	4	25	No gap	
	Water Coverage	Min of 15 litres/person/day	15	346	No gap	

Indicates that there's a gap *Indicates that there's no gap*

Uganda Country Refugee Response Plan (UCRRP)
Critical Indicator Tracking Matrix - **Kabazana Reception Centre**

As of *23/01/2026 - 29/01/2026*

New arrivals

308
Arrivals since Jan 2025

308
Arrivals in the last reporting week

Occupancy

23%
The center is operating within capacity, accomodating a population of
350 compared to its capacity of
1,500 individuals

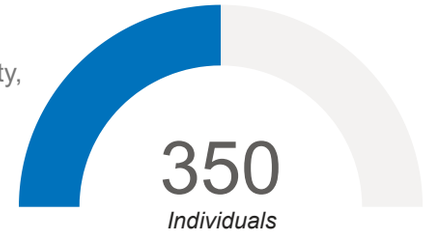

Daily new arrivals

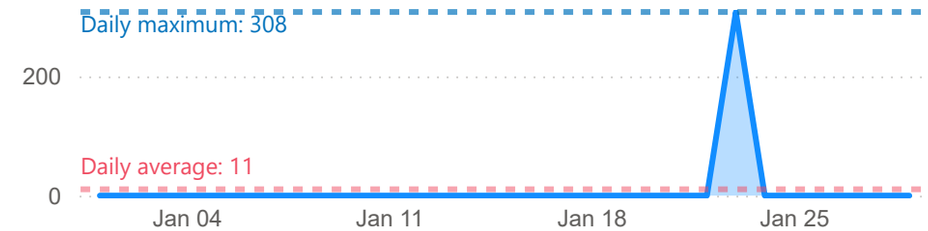

Sector	Indicator	Indicator Description / Standard	Target / Standard	Current status	What is being done - Comments	Status
Food	Food (Kilocalories/Person/Day)	2,100 kilo calories - The 2,100 kilocalories per person per day standard ensures basic energy and nutritional needs are met, typically provided through three balanced meals within the centres.	2,100	2,100	New arrivals at this reception centre are receiving 3 hot meals a day.	
Nutrition	Global Acute Malnutrition Rate	< 10%	10	0	No mass nutrition screening was conducted in the past two weeks.	
	Severe Acute Malnutrition Rate	< 2%	2	0	No mass nutrition screening was conducted in the past two weeks.	
Protection	% Of Persons Individually Registered	100 per cent of the new arrivals should be registered in ProGres V4	100	100	Arrivals relocated to Kabazana have already been registered.	
Shelter	Accomodation Space	3.5 SQM/person (Has holding capacity of 1,500 individuals)	1,500	350	The reception centre is operating within capacity.	
WASH	Bathing Facilities	One facility per 50 people	7	62	No gap	
	Health Promoters Per Refugees	One for 500	1	222	No gap	
	Latrine Coverage	One latrine stance for 20 persons	18	36	No gap	
	Water Coverage	Min of 15 litres/person/day	15	15	No gap	

Note: *Health indicators are screened at the transit centres and therefore not repeated at the reception centre.*

Indicates that there's a gap *Indicates that there's no gap*

Uganda Country Refugee Response Plan (UCRRP)
Critical Indicator Tracking Matrix - **Kagoma Reception Centre**

As of *23/01/2026 - 29/01/2026*

New arrivals

66
Arrivals since Jan 2025

36
Arrivals in the last reporting week

Occupancy

16%
The center is operating within capacity, accomodating a population of
191 compared to its capacity of
1,230 individuals

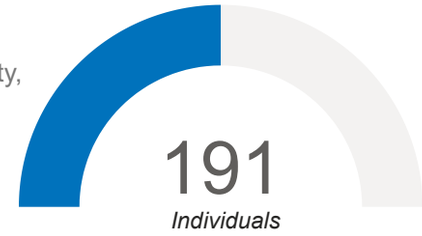

Daily new arrivals

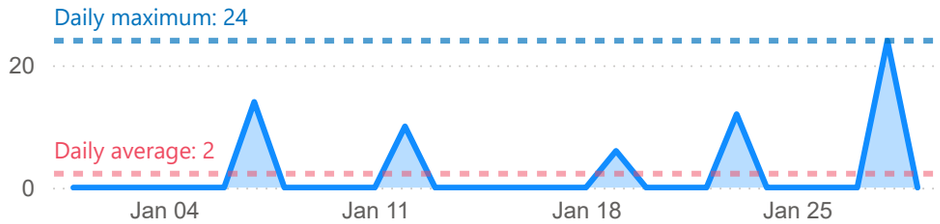

Sector	Indicator	Indicator Description / Standard	Target / Standard	Current status	What is being done - Comments	Status
Food	Food (Kilocalories/Person/Day)	2,100 kilo calories - The 2,100 kilocalories per person per day standard ensures basic energy and nutritional needs are met, typically provided through three balanced meals within the centres.	2,100	2,100	New arrivals at this reception centre are receiving 3 hot meals a day.	
Nutrition	Global Acute Malnutrition Rate	< 10%	10	0	No mass nutrition screening was conducted in the past two weeks.	
	Severe Acute Malnutrition Rate	< 2%	2	0	No mass nutrition screening was conducted in the past two weeks.	
Protection	% Of Persons Individually Registered	100 per cent of the new arrivals should be registered in ProGres V4	100	0	There were no registration activities conducted.	
Shelter	Accomodation Space	3.5 SQM/person (Has holding capacity of 1,230 individuals)	1,230	191	The reception centre is operating within capacity.	
WASH	Bathing Facilities	One facility per 50 people	4	29	No gap	
	Health Promoters Per Refugees	One for 500	1	4	No gap	
	Latrine Coverage	One latrine stance for 20 persons	10	54	No gap	
	Water Coverage	Min of 15 litres/person/day	15	209	No gap	

Note: *Health indicators are screened at the transit centres and therefore not repeated at the reception centre.*

Indicates that there's a gap *Indicates that there's no gap*

Uganda Country Refugee Response Plan (UCRRP)
Critical Indicator Tracking Matrix - **Sebagoro Transit Centre**

As of *23/01/2026 - 29/01/2026*

New arrivals

74
Arrivals since Jan 2025

30
Arrivals in the last reporting week

Occupancy

0%
The center is operating within capacity, accomodating a population of

0 compared to its capacity of

300 individuals

0
Individuals

Daily new arrivals

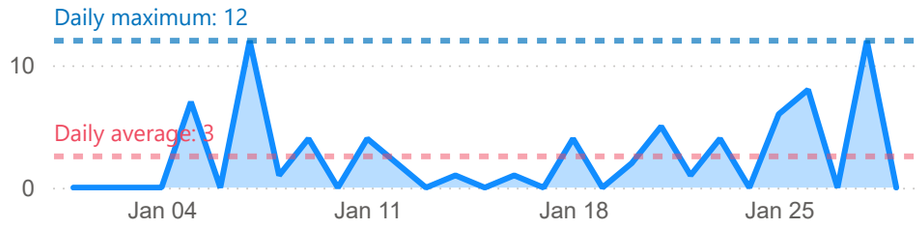

Sector	Indicator	Indicator Description / Standard	Target / Standard	Current status	What is being done - Comments	Status
Food	Food (Kilocalories/Person/Day)	2,100 kilo calories - The 2,100 kilocalories per person per day standard ensures basic energy and nutritional needs are met, typically provided through three balanced meals within the centres.	2,100	2,100	New arrivals at this reception centre are receiving 3 hot meals a day.	
Health	% Of Arrivals Medically Screened	100 per cent	100	0	No screening was done	
	Crude Mortality Rate	1 death/10000/day	1	0	No death was reported during the week.	
	Measles Vaccine Coverage Rate	100 per cent	95	0	No child was vaccinated against measles. There are adequate vaccines, vaccine supplies and commodities available.	
	Skilled Birth Attendance	100 per cent	100	0	No delivery was registered.	
	Under Five Mortality Rate	2 deaths/10000/day	2	0	No death was reported during the week.	
Nutrition	Global Acute Malnutrition Rate	< 10%	10	0	No mass nutrition screening was conducted in the past two weeks.	
	Severe Acute Malnutrition Rate	< 2%	2	0	No mass nutrition screening was conducted in the past two weeks.	
Shelter	Accomodation Space	3.5 SQM/person (Has holding capacity of 300 individuals)	300	0	The transit centre is within capacity.	
WASH	Bathing Facilities	One facility per 50 people	0	10	No gap	
	Health Promoters Per Refugees	One for 500	0	1	No gap	
	Latrine Coverage	One latrine stance for 20 persons	0	7	No gap	
	Water Coverage	Min of 15 litres/person/day	15	8,000	No gap	

Indicates that there's a gap *Indicates that there's no gap*

Uganda Country Refugee Response Plan (UCRRP)
Critical Indicator Tracking Matrix - **Ocea Reception Centre**

As of *23/01/2026 - 29/01/2026*

New arrivals

537
Arrivals since Jan 2025

270
Arrivals in the last reporting week

Occupancy

84%
The center is operating over capacity, accomodating a population of
715 compared to its capacity of
850 individuals

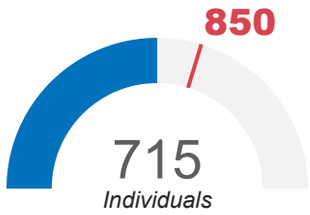

Daily new arrivals

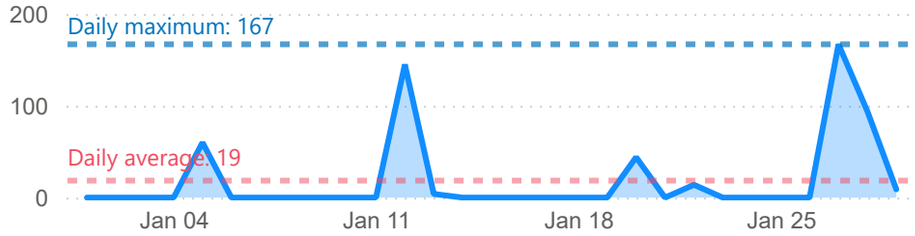

Sector	Indicator	Indicator Description / Standard	Target / Standard	Current status	What is being done - Comments	Status
Food	Food (Kilocalories/Person/Day)	2,100 kilo calories - The 2,100 kilocalories per person per day standard ensures basic energy and nutritional needs are met, typically provided through three balanced meals within the centres.	2,100	2,100		
Health	% Of Arrivals Medically Screened	100 per cent	100	0	No screening was done	
	Crude Mortality Rate	1 death/10000/day	1	0	No death was reported during the week.	
	Measles Vaccine Coverage Rate	100 per cent	95	0	No child was vaccinated against measles. There are adequate vaccines, vaccine supplies and commodities available.	
	Skilled Birth Attendance	100 per cent	100	0	No delivery was registered.	
	Under Five Mortality Rate	2 deaths/10000/day	2	0	No death was reported during the week.	
Nutrition	Global Acute Malnutrition Rate	< 10%	10	0	No mass nutrition screening was conducted in the past two weeks.	
	Severe Acute Malnutrition Rate	< 2%	2	0	No mass nutrition screening was conducted in the past two weeks.	
Shelter	Accomodation Space	3.5 SQM/person (Has holding capacity of 300 individuals)	850	715	The reception centre is operating within capacity.	
WASH	Bathing Facilities	One facility per 50 people	14	16	No gap	
	Health Promoters Per Refugees	One for 500	1	5	No gap	
	Latrine Coverage	One latrine stance for 20 persons	36	25	There's a gap of 11 latrine stances.	
	Water Coverage	Min of 15 litres/person/day	15	28	No gap	

Indicates that there's a gap *Indicates that there's no gap*