Uganda Country Refugee Response Plan (UCRRP)
Critical Indicator Tracking Matrix - **Nyumanzi Reception Centre**

As of *13/02/2026 - 19/02/2026*

New arrivals

1,050
Arrivals since Jan 2025

180
Arrivals in the last reporting week

Occupancy

77%
The center is operating within capacity, accomodating a population of
774 compared to its capacity of
1,000 individuals

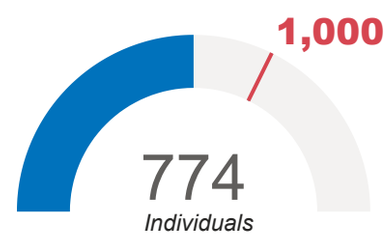

Daily new arrivals

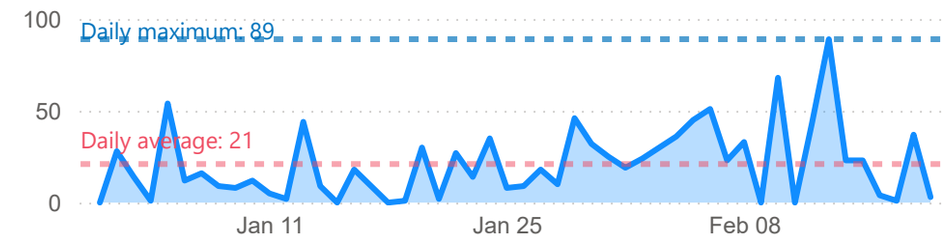

Sector	Indicator	Indicator Description / Standard	Target / Standard	Current status	What is being done - Comments	Status
Food	Food (Kilocalories/Person/Day)	2,100 kilo calories - The 2,100 kilocalories per person per day standard ensures basic energy and nutritional needs are met, typically provided through three balanced meals within the centres.	2,100	2,100	New arrivals at this reception centre are receiving 3 hot meals a day.	Indicates that there's no gap
Health	% Of Arrivals Medically Screened	100 per cent	100	100	All individuals screened prior to registration. No disease outbreak was reported.	Indicates that there's no gap
	Crude Mortality Rate	1 death/10000/day	1	0	No death was reported during the week.	Indicates that there's no gap
	Measles Vaccine Coverage Rate	100 per cent	95	100	72 children were vaccinated against measles. There are adequate vaccines, vaccine supplies and commodities available.	Indicates that there's no gap
	Skilled Birth Attendance	100 per cent	100	100	No emergency delivery was conducted during the week.	Indicates that there's no gap
	Under Five Mortality Rate	2 deaths/10000/day	2	0	No death was reported during the week.	Indicates that there's no gap
Nutrition	Global Acute Malnutrition Rate	< 10%	10	21	14 children were screened for malnutrition but 3 of them were found to be severely malnourished.	Indicates that there's a gap
	Severe Acute Malnutrition Rate	< 2%	2	21	14 children were screened for malnutrition but 3 of them were found to be severely malnourished.	Indicates that there's a gap
Protection	% Of Persons Individually Registered	100 per cent of the new arrivals should be registered in ProGres V4	100	0	No registration activities were conducted in the reporting week.	Indicates that there's a gap
Shelter	Accomodation Space	3.5 SQM/person (Has holding capacity of 1,000 individuals)	1,000	774	The transit centre is operating within capacity.	Indicates that there's no gap
WASH	Bathing Facilities	One facility per 50 people	15	64	No gap	Indicates that there's no gap
	Health Promoters Per Refugees	One for 500	1	6	No gap	Indicates that there's no gap
	Latrine Coverage	One latrine stance for 20 persons	39	73	No gap	Indicates that there's no gap
	Water Coverage	Min of 15 litres/person/day	15	46	No gap	Indicates that there's no gap

Indicates that there's a gap *Indicates that there's no gap*

Uganda Country Refugee Response Plan (UCRRP)
Critical Indicator Tracking Matrix - **Nyakabande Transit Centre**

As of *13/02/2026 - 19/02/2026*

New arrivals

1,017
Arrivals since Jan 2025

219
Arrivals in the last reporting week

Occupancy

36%
The center is operating within capacity, accomodating a population of
510 compared to its capacity of
1,420 individuals

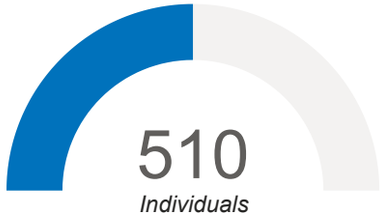

Daily new arrivals

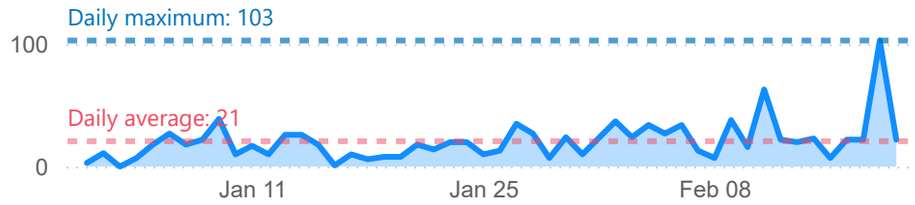

Sector	Indicator	Indicator Description / Standard	Target / Standard	Current status	What is being done - Comments	Status
Food	Food (Kilocalories/Person/Day)	2,100 kilo calories - The 2,100 kilocalories per person per day standard ensures basic energy and nutritional needs are met, typically provided through three balanced meals within the centres.	2,100	2,100	New arrivals at this transit centre are receiving 3 hot meals a day.	Indicates that there's no gap
Health	% Of Arrivals Medically Screened	100 per cent	100	100	All individuals screened prior to registration. No disease outbreak was reported.	Indicates that there's no gap
	Crude Mortality Rate	1 death/10000/day	1	0	No death was reported this week.	Indicates that there's no gap
	Measles Vaccine Coverage Rate	100 per cent	95	100	310 children were vaccinated against measles. There are adequate vaccines, vaccine supplies and commodities available.	Indicates that there's no gap
	Skilled Birth Attendance	100 per cent	100	0	No emergency delivery was registered	Indicates that there's no gap
	Under Five Mortality Rate	2 deaths/10000/day	2	0	No death was registered among children under 5 years during the week.	Indicates that there's no gap
Nutrition	Global Acute Malnutrition Rate	< 10%	10	10	40 children were screened of whom 4 were identified with moderate acute malnutrition and 1 with severe acute malnutrition and enrolled in treatment.	Indicates that there's no gap
	Severe Acute Malnutrition Rate	< 2%	2	3	40 children were screened and 1 severe acute malnourished child was detected.	Indicates that there's a gap
Protection	% Of Persons Individually Registered	100 per cent of the new arrivals should be registered in ProGres V4	100	46	Registration activities are progressing smoothly, though currently not at 100%.	Indicates that there's a gap
Shelter	Accomodation Space	3.5 SQM/person (Has holding capacity of 1,420 individuals)	1,420	510	The transit centre is operating within capacity.	Indicates that there's no gap
WASH	Bathing Facilities	One facility per 50 people	10	23	No gap	Indicates that there's no gap
	Health Promoters Per Refugees	One for 500	1	7	No gap	Indicates that there's no gap
	Latrine Coverage	One latrine stance for 20 persons	26	95	No gap	Indicates that there's no gap
	Water Coverage	Min of 15 litres/person/day	15	43	No gap	Indicates that there's no gap

Indicates that there's a gap *Indicates that there's no gap*

Uganda Country Refugee Response Plan (UCRRP)
Critical Indicator Tracking Matrix - **Matanda Transit Centre**

As of *13/02/2026 - 19/02/2026*

New arrivals

55
Arrivals since Jan 2025

5
Arrivals in the last reporting week

Occupancy

7%
The center is operating within capacity, accomodating a population of
66 compared to its capacity of
900 individuals

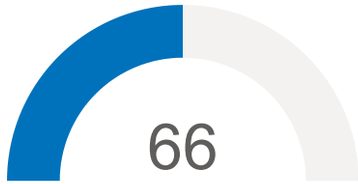

Daily new arrivals

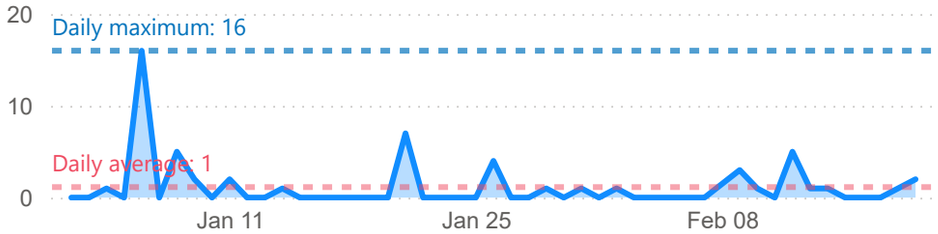

Sector	Indicator	Indicator Description / Standard	Target / Standard	Current status	What is being done - Comments	Status
Food	Food (Kilocalories/Person/Day)	2,100 kilo calories - The 2,100 kilocalories per person per day standard ensures basic energy and nutritional needs are met, typically provided through three balanced meals within the centres.	2,100	2,100	New arrivals at this transit centre are receiving 3 hot meals a day.	
Health	% Of Arrivals Medically Screened	100 per cent	100	100	All individuals screened prior to registration. No disease outbreak was reported.	
	Crude Mortality Rate	1 death/10000/day	1	0	No death was reported during the week.	
	Measles Vaccine Coverage Rate	100 per cent	95	0	No child was vaccinated	
	Skilled Birth Attendance	100 per cent	100	0	No delivery was registered.	
	Under Five Mortality Rate	2 deaths/10000/day	2	0	No death was reported during the week.	
Nutrition	Global Acute Malnutrition Rate	< 10%	10	0	No child was screened for malnutrition.	
	Severe Acute Malnutrition Rate	< 2%	2	0	No child was screened for malnutrition.	
Protection	% Of Persons Individually Registered	100 per cent of the new arrivals should be registered in ProGres V4	100	0	No registration activities were conducted in the reporting week.	
Shelter	Accomodation Space	3.5 SQM/person (Has holding capacity of 900 individuals)	900	66	The transit centre is operating within capacity.	
WASH	Bathing Facilities	One facility per 50 people	1	25	No gap	
	Health Promoters Per Refugees	One for 500	1	2	No gap	
	Latrine Coverage	One latrine stance for 20 persons	3	25	No gap	
	Water Coverage	Min of 15 litres/person/day	15	606	No gap	

Indicates that there's a gap *Indicates that there's no gap*

Uganda Country Refugee Response Plan (UCRRP)
Critical Indicator Tracking Matrix - **Kiryandongo Reception Centre**

As of *13/02/2026 - 19/02/2026*

New arrivals

14
Arrivals since Jan 2025

0
Arrivals in the last reporting week

Occupancy

65%
The center is operating within capacity, accomodating a population of
337 compared to its capacity of
521 individuals

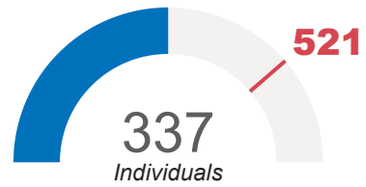

Daily new arrivals

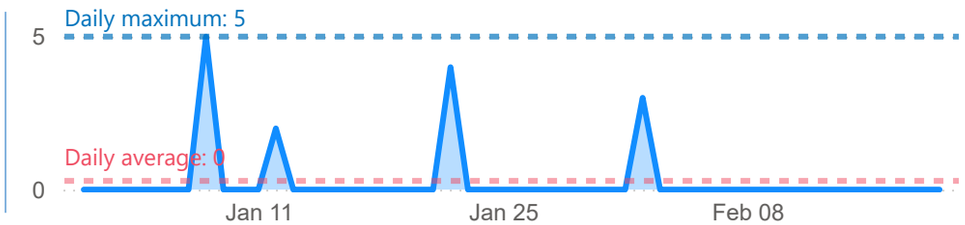

Sector	Indicator	Indicator Description / Standard	Target / Standard	Current status	What is being done - Comments	Status
Food	Food (Kilocalories/Person/Day)	2,100 kilo calories - The 2,100 kilocalories per person per day standard ensures basic energy and nutritional needs are met, typically provided through three balanced meals within the centres.	2,100	2,100	New arrivals at this reception centre are receiving 3 hot meals a day.	
Nutrition	Global Acute Malnutrition Rate	< 10%	10	0	No mass nutrition screening was conducted in the past two weeks.	
	Severe Acute Malnutrition Rate	< 2%	2	0	No mass nutrition screening was conducted in the past two weeks.	
Protection	% Of Persons Individually Registered	100 per cent of the new arrivals should be registered in ProGres V4	100	0	No registration activities were conducted in the reporting week.	
Shelter	Accomodation Space	3.5 SQM/person (Has holding capacity of 300 individuals)	521	337	The reception centre is operating within capacity..	
WASH	Bathing Facilities	One facility per 50 people	7	33	No gap	
	Health Promoters Per Refugees	One for 500	1	2	No gap	
	Latrine Coverage	One latrine stance for 20 persons	17	26	No gap	
	Water Coverage	Min of 15 litres/person/day	15	89	No gap	

Note: *Health indicators are screened at the transit centres and therefore not repeated at the reception centre.*

Indicates that there's a gap *Indicates that there's no gap*

Uganda Country Refugee Response Plan (UCRRP)
Critical Indicator Tracking Matrix - **Lokung Collection Point**

As of *13/02/2026 - 19/02/2026*

New arrivals

1,429
Arrivals since Jan 2025

129
Arrivals in the last reporting week

Occupancy

143%
The center is operating over capacity, accomodating a population of
615 compared to its capacity of
430 individuals

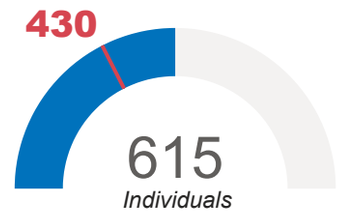

Daily new arrivals

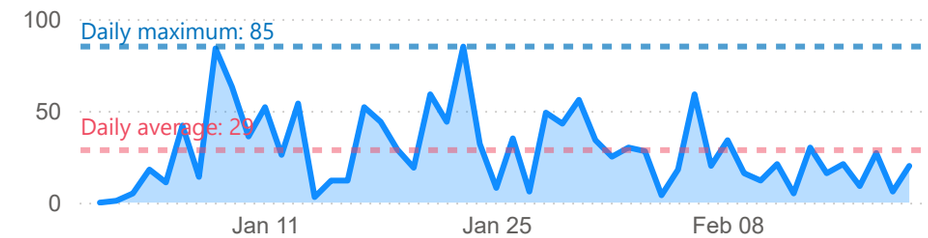

Sector	Indicator	Indicator Description / Standard	Target / Standard	Current status	What is being done - Comments	Status
Food	Food (Kilocalories/Person/Day)	2,100 kilo calories - The 2,100 kilocalories per person per day standard ensures basic energy and nutritional needs are met, typically provided through three balanced meals within the centres.	2,100	2,100	New arrivals at this reception centre are receiving 3 hot meals a day.	Gap: No
Health	% Of Arrivals Medically Screened	100 per cent	100	100	All individuals screened prior to registration. No disease outbreak was reported.	Gap: No
	Crude Mortality Rate	1 death/10000/day	1	0	No death was reported during the week.	Gap: No
	Measles Vaccine Coverage Rate	100 per cent	95	100	98 children were vaccinated against measles during the week.	Gap: No
	Skilled Birth Attendance	100 per cent	100	100	3 emergency deliveries were conducted with the assistance of skilled health workers at the health facility.	Gap: No
	Under Five Mortality Rate	2 deaths/10000/day	2	0	No death was reported during the week.	Gap: No
Nutrition	Global Acute Malnutrition Rate	< 10%	10	0	66 children were screened for malnutrition and none of them was found to be malnourished.	Gap: No
	Severe Acute Malnutrition Rate	< 2%	2	0	66 children were screened for malnutrition and none of them was found to be malnourished.	Gap: No
Protection	% Of Persons Individually Registered	100 per cent of the new arrivals should be registered in ProGres V4	100	66	Registration activities are progressing smoothly, though currently not at 100%.	Gap: Yes
Shelter	Accomodation Space	3.5 SQM/person (Has holding capacity of 430 individuals)	430	615	The reception centre is operating at 143% occupancy capacity.	Gap: Yes
WASH	Bathing Facilities	One facility per 50 people	12	112	No gap	Gap: No
	Health Promoters Per Refugees	One for 500	1	4	No gap	Gap: No
	Latrine Coverage	One latrine stance for 20 persons	31	89	No gap	Gap: No
	Water Coverage	Min of 15 litres/person/day	15	16	No gap	Gap: No

Indicates that there's a gap *Indicates that there's no gap*

Uganda Country Refugee Response Plan (UCRRP)
Critical Indicator Tracking Matrix - **Bubukwanga Transit Centre**

As of *13/02/2026 - 19/02/2026*

New arrivals

582
Arrivals since Jan 2025

87
Arrivals in the last reporting week

Occupancy

51%
The center is operating within capacity, accomodating a population of
332 compared to its capacity of
650 individuals

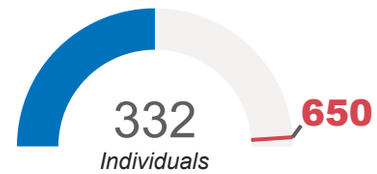

Daily new arrivals

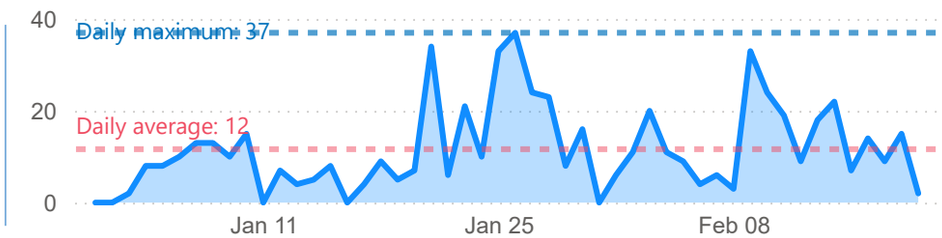

Sector	Indicator	Indicator Description / Standard	Target / Standard	Current status	What is being done - Comments	Status
Food	Food (Kilocalories/Person/Day)	2,100 kilo calories - The 2,100 kilocalories per person per day standard ensures basic energy and nutritional needs are met, typically provided through three balanced meals within the centres.	2,100	2,100	New arrivals at this reception centre are receiving 3 hot meals a day.	Gap: No
Health	% Of Arrivals Medically Screened	100 per cent	100	100	All new arivals were screened medically and no disease of outbreak potential was registered	Gap: No
	Crude Mortality Rate	1 death/10000/day	1	0	No death was reported during the week.	Gap: No
	Measles Vaccine Coverage Rate	100 per cent	95	100	20 children were vaccinated against measles. There is adequate vaccine supply.	Gap: No
	Skilled Birth Attendance	100 per cent	100	0	No emegency delivery was conducted.	Gap: No
	Under Five Mortality Rate	2 deaths/10000/day	2	0	No death was reported during the week.	Gap: No
Nutrition	Global Acute Malnutrition Rate	< 10%	10	0	9 children were screened and none was found to be severely malnourished.	Gap: No
	Severe Acute Malnutrition Rate	< 2%	2	0	9 children were screened and none was found to be severely malnourished.	Gap: No
Protection	% Of Persons Individually Registered	100 per cent of the new arrivals should be registered in ProGres V4	100	77	Registration activities are progressing smoothly, though currently not at 100%.	Gap: Yes
Shelter	Accomodation Space	3.5 SQM/person (Has holding capacity of 650 individuals)	650	332	The transit centre is operating within capacity.	Gap: No
WASH	Bathing Facilities	One facility per 50 people	7	25	No gap	Gap: No
	Health Promoters Per Refugees	One for 500	1	157	No gap	Gap: No
	Latrine Coverage	One latrine stance for 20 persons	17	25	No gap	Gap: No
	Water Coverage	Min of 15 litres/person/day	15	81	No gap	Gap: No

Indicates that there's a gap *Indicates that there's no gap*

Uganda Country Refugee Response Plan (UCRRP)
Critical Indicator Tracking Matrix - **Kabazana Reception Centre**

As of *13/02/2026 - 19/02/2026*

New arrivals

683
Arrivals since Jan 2025

1
Arrivals in the last reporting week

Occupancy

26%
The center is operating within capacity, accomodating a population of
392 compared to its capacity of
1,500 individuals

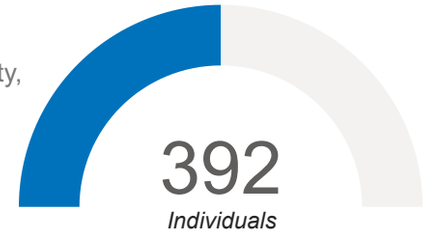

Daily new arrivals

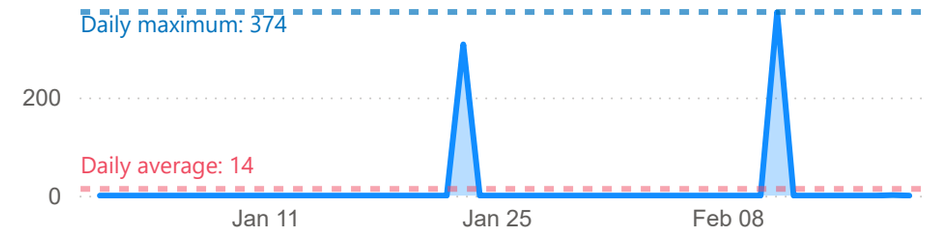

Sector	Indicator	Indicator Description / Standard	Target / Standard	Current status	What is being done - Comments	Status
Food	Food (Kilocalories/Person/Day)	2,100 kilo calories - The 2,100 kilocalories per person per day standard ensures basic energy and nutritional needs are met, typically provided through three balanced meals within the centres.	2,100	2,100	New arrivals at this reception centre are receiving 3 hot meals a day.	
Nutrition	Global Acute Malnutrition Rate	< 10%	10	0	No mass nutrition screening was conducted in the past two weeks.	
	Severe Acute Malnutrition Rate	< 2%	2	0	No mass nutrition screening was conducted in the past two weeks.	
Protection	% Of Persons Individually Registered	100 per cent of the new arrivals should be registered in ProGres V4	100	100	Arrivals relocated to Kabazana have already been registered.	
Shelter	Accomodation Space	3.5 SQM/person (Has holding capacity of 1,500 individuals)	1,500	392	The reception centre is operating within capacity.	
WASH	Bathing Facilities	One facility per 50 people	8	62	No gap	
	Health Promoters Per Refugees	One for 500	1	222	No gap	
	Latrine Coverage	One latrine stance for 20 persons	20	36	No gap	
	Water Coverage	Min of 15 litres/person/day	15	15	No gap	

Note: *Health indicators are screened at the transit centres and therefore not repeated at the reception centre.*

Indicates that there's a gap *Indicates that there's no gap*

Uganda Country Refugee Response Plan (UCRRP)
Critical Indicator Tracking Matrix - **Kagoma Reception Centre**

As of *13/02/2026 - 19/02/2026*

New arrivals

228
Arrivals since Jan 2025

45
Arrivals in the last reporting week

Occupancy

30%
The center is operating within capacity, accomodating a population of
373 compared to its capacity of
1,230 individuals

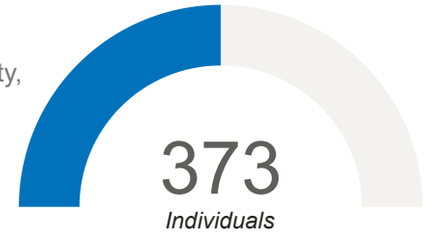

Daily new arrivals

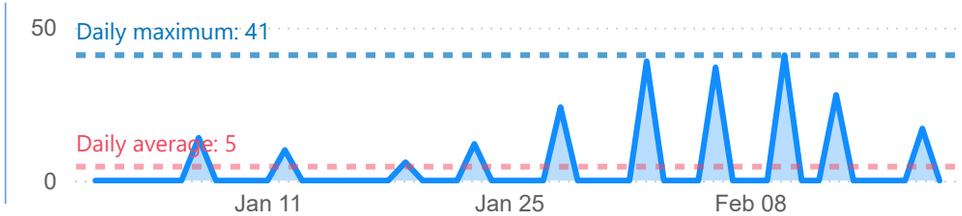

Sector	Indicator	Indicator Description / Standard	Target / Standard	Current status	What is being done - Comments	Status
Food	Food (Kilocalories/Person/Day)	2,100 kilo calories - The 2,100 kilocalories per person per day standard ensures basic energy and nutritional needs are met, typically provided through three balanced meals within the centres.	2,100	2,100	New arrivals at this reception centre are receiving 3 hot meals a day.	
Nutrition	Global Acute Malnutrition Rate	< 10%	10	0	No mass nutrition screening was conducted in the past two weeks.	
	Severe Acute Malnutrition Rate	< 2%	2	0	No mass nutrition screening was conducted in the past two weeks.	
Protection	% Of Persons Individually Registered	100 per cent of the new arrivals should be registered in ProGres V4	100	16	Registration activities are progressing smoothly, though currently not at 100%.	
Shelter	Accomodation Space	3.5 SQM/person (Has holding capacity of 1,230 individuals)	1,230	373	The reception centre is operating within capacity.	
WASH	Bathing Facilities	One facility per 50 people	7	29	No gap	
	Health Promoters Per Refugees	One for 500	1	4	No gap	
	Latrine Coverage	One latrine stance for 20 persons	19	54	No gap	
	Water Coverage	Min of 15 litres/person/day	15	107	No gap	

Note: *Health indicators are screened at the transit centres and therefore not repeated at the reception centre.*

Indicates that there's a gap *Indicates that there's no gap*

Uganda Country Refugee Response Plan (UCRRP)
Critical Indicator Tracking Matrix - **Sebagoro Transit Centre**

As of *13/02/2026 - 19/02/2026*

New arrivals

252
Arrivals since Jan 2025

25
Arrivals in the last reporting week

Occupancy

1%
The center is operating within capacity, accomodating a population of
4 compared to its capacity of
300 individuals

Daily new arrivals

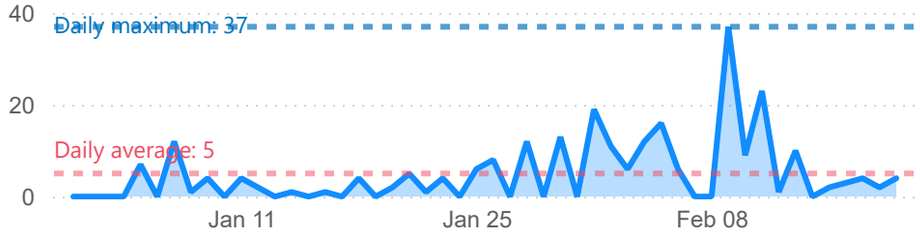

Sector	Indicator	Indicator Description / Standard	Target / Standard	Current status	What is being done - Comments	Status
Food	Food (Kilocalories/Person/Day)	2,100 kilo calories - The 2,100 kilocalories per person per day standard ensures basic energy and nutritional needs are met, typically provided through three balanced meals within the centres.	2,100	2,100	New arrivals at this reception centre are receiving 3 hot meals a day.	
Health	% Of Arrivals Medically Screened	100 per cent	100	0	No screening was done	
	Crude Mortality Rate	1 death/10000/day	1	0	No death was reported during the week.	
	Measles Vaccine Coverage Rate	100 per cent	95	0	No child was vaccinated against measles. There are adequate vaccines, vaccine supplies and commodities available.	
	Skilled Birth Attendance	100 per cent	100	0	No delivery was registered.	
	Under Five Mortality Rate	2 deaths/10000/day	2	0	No death was reported during the week.	
Nutrition	Global Acute Malnutrition Rate	< 10%	10	0	No mass nutrition screening was conducted in the past two weeks.	
	Severe Acute Malnutrition Rate	< 2%	2	0	No mass nutrition screening was conducted in the past two weeks.	
Shelter	Accomodation Space	3.5 SQM/person (Has holding capacity of 300 individuals)	300	4	The transit centre is within capacity.	
WASH	Bathing Facilities	One facility per 50 people	1	10	No gap	
	Health Promoters Per Refugees	One for 500	1	1	No gap	
	Latrine Coverage	One latrine stance for 20 persons	1	7	No gap	
	Water Coverage	Min of 15 litres/person/day	15	2,000	No gap	

Indicates that there's a gap *Indicates that there's no gap*

Uganda Country Refugee Response Plan (UCRRP)
Critical Indicator Tracking Matrix - **Ocea Reception Centre**

As of *13/02/2026 - 19/02/2026*

New arrivals

980
Arrivals since Jan 2025

118
Arrivals in the last reporting week

Occupancy

71%
The center is operating over capacity, accomodating a population of
607 compared to its capacity of
850 individuals

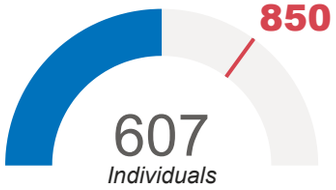

Daily new arrivals

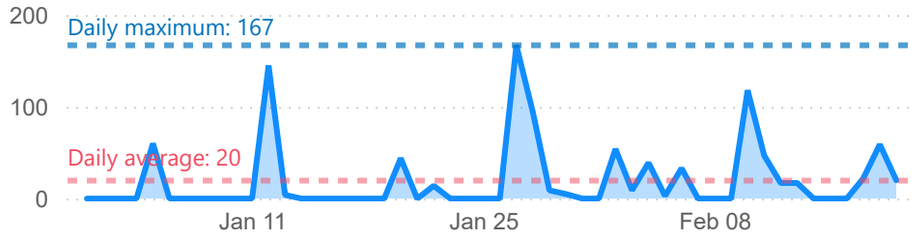

Sector	Indicator	Indicator Description / Standard	Target / Standard	Current status	What is being done - Comments	Status
Food	Food (Kilocalories/Person/Day)	2,100 kilo calories - The 2,100 kilocalories per person per day standard ensures basic energy and nutritional needs are met, typically provided through three balanced meals within the centres.	2,100	2,100	New arrivals at this reception centre are receiving 3 hot meals a day.	
Health	% Of Arrivals Medically Screened	100 per cent	100	0	No screening was done	
	Crude Mortality Rate	1 death/10000/day	1	0	No death was reported during the week.	
	Measles Vaccine Coverage Rate	100 per cent	95	0	No child was vaccinated against measles. There are adequate vaccines, vaccine supplies and commodities available.	
	Skilled Birth Attendance	100 per cent	100	0	No delivery was registered.	
	Under Five Mortality Rate	2 deaths/10000/day	2	0	No death was reported during the week.	
Nutrition	Global Acute Malnutrition Rate	< 10%	10	0	No mass nutrition screening was conducted in the past two weeks.	
	Severe Acute Malnutrition Rate	< 2%	2	0	No mass nutrition screening was conducted in the past two weeks.	
Shelter	Accomodation Space	3.5 SQM/person (Has holding capacity of 300 individuals)	850	607	The reception centre is operating within capacity.	
WASH	Bathing Facilities	One facility per 50 people	12	16	No gap	
	Health Promoters Per Refugees	One for 500	1	5	No gap	
	Latrine Coverage	One latrine stance for 20 persons	30	33	No gap	
	Water Coverage	Min of 15 litres/person/day	15	33	No gap	

Indicates that there's a gap *Indicates that there's no gap*