UGANDA- POPULATION DASHBOARD

ANNEX III - SETTLEMENT PROFILES 28-Feb-2026

Adjumani

Total Population	Total Refugees
233,551	233,550
Total Households	Total Asylum-Seekers
29,984	1

Women and Children 188,952 — 81 %

Female 124,634 — 53 %

Elderly (60+) 7,781 — 3 %

Youth (15-24) 68,416 — 29 %

New Registration by Month

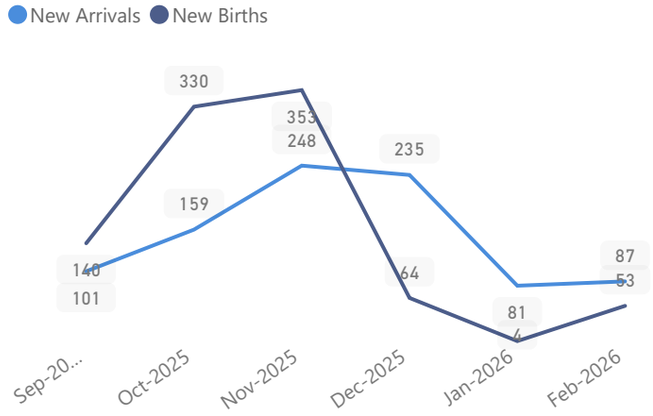

Main Hosting Locations

Zone	HHs	Individuals
Nyumanzi	4,988	48,650
Pagrinya	6,108	39,224
Ayilo I	2,962	28,907
Maaji II	2,606	19,045
Ayilo II	2,021	15,863
Maaji III	2,299	15,149
Boroli I	1,318	9,777
Mirieyi	1,043	9,505
Alere	857	7,921
Agojo	1,507	7,593
Baratuku	802	6,588
Mungula I	672	5,882
Olua I	612	5,383
Boroli II	673	4,672
Olua II	430	3,894
Mungula II	297	1,789
Oliji	238	1,606
Elema	184	983
Maaji I	83	575

Main Countries of Origin	Total
South Sudan	232,761
Sudan	732

Main Occupations

16% Have occupation

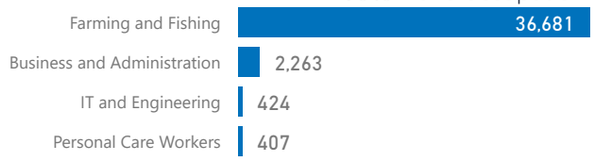

* Age is between 18 - 59 years for Occupation

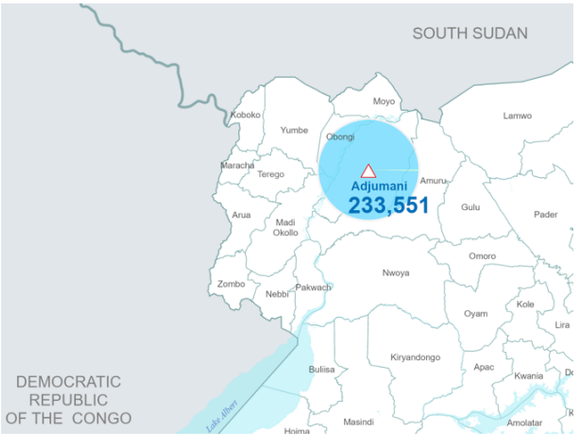

Age & Gender Breakdown

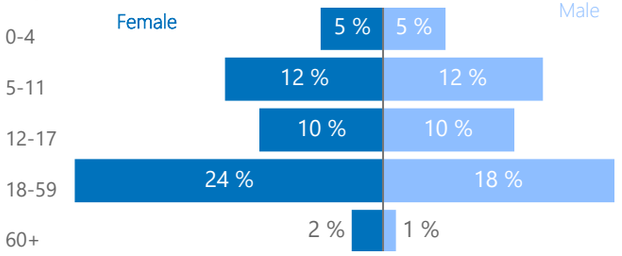

Main Specific Needs

21,702 — 14,332

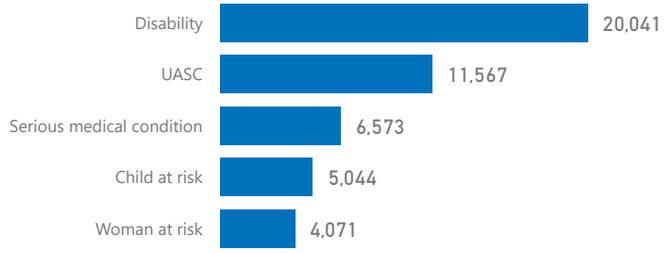

UGANDA- POPULATION DASHBOARD

ANNEX III - SETTLEMENT PROFILES 28-Feb-2026

Bidibidi

Total Population	Total Refugees
209,783	209,781
Total Households	Total Asylum-Seekers
36,871	2

Women and Children 167,526 — 80 %

Female 109,896 — 52 %

Elderly (60+) 6,135 — 3 %

Youth (15-24) 63,323 — 30 %

Main Hosting Locations

Zone	HHs	Individuals
Zone 3	9,339	49,689
Zone 2	7,602	47,285
Zone 5	8,029	42,737
Zone 1	6,533	40,704
Zone 4	5,367	29,357

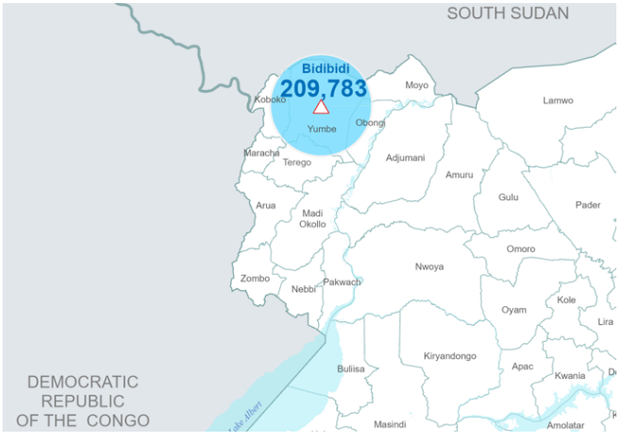

Main Countries of Origin	Total
South Sudan	209,621
Sudan	112
DR Congo	44
Ethiopia	3

Age & Gender Breakdown

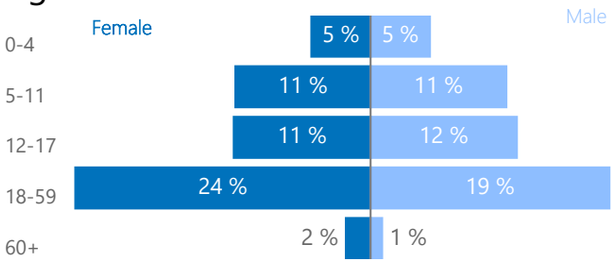

New Registration by Month

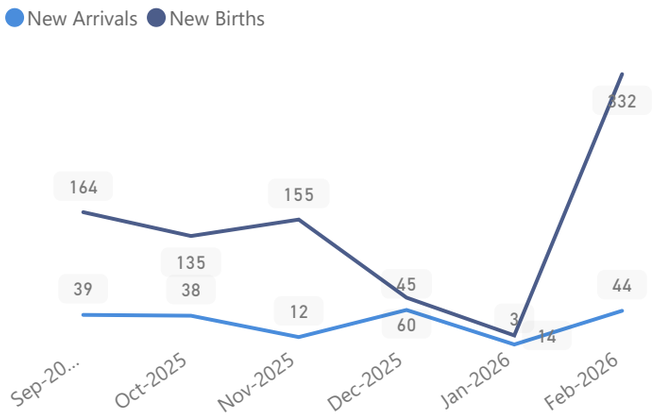

Main Occupations

13% Have occupation

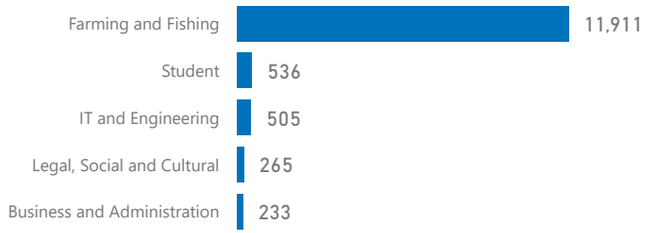

* Age is between 18 - 59 years for Occupation

Main Specific Needs

9,761 5,328

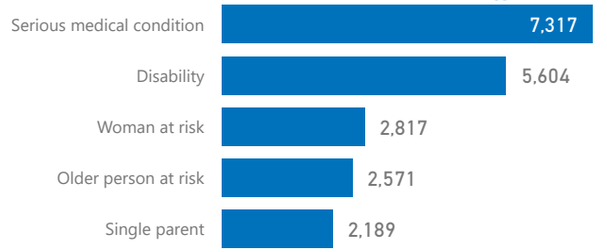

UGANDA- POPULATION DASHBOARD

ANNEX III - SETTLEMENT PROFILES 28-Feb-2026

Imvepi

Total Population	Total Refugees
77,827	77,260
Total Households	Total Asylum-Seekers
18,158	567

Women and Children 62,632 — 80 %

Female 41,293 — 53 %

Elderly (60+) 2,369 — 3 %

Youth (15-24) 20,349 — 26 %

Main Hosting Locations

Zone	HHs	Individuals
Zone 1	8,415	34,734
Zone 2	5,160	26,073
Zone 3	3,758	14,625
Zone 4	824	2,394

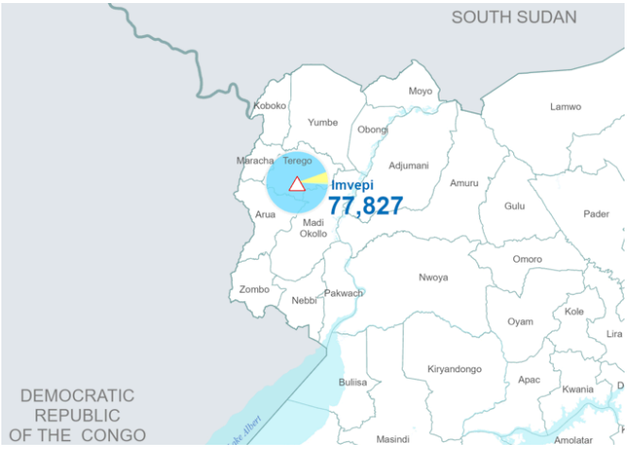

Main Countries of Origin

	Total
South Sudan	72,752
DR Congo	4,290
Sudan	782
Ethiopia	1
Rwanda	1
United Republic of Tanzania	1

Age & Gender Breakdown

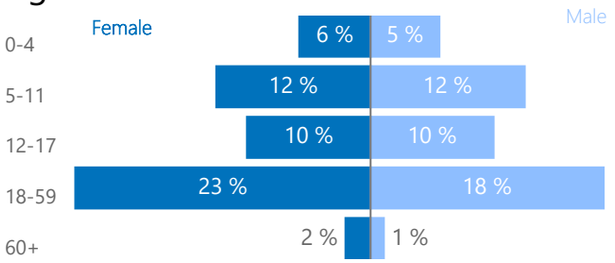

New Registration by Month

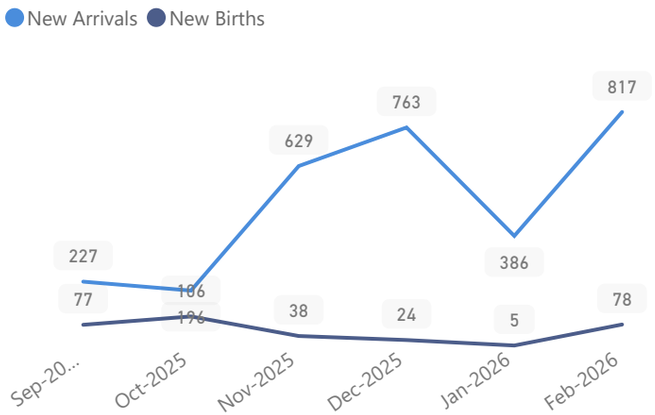

Main Occupations

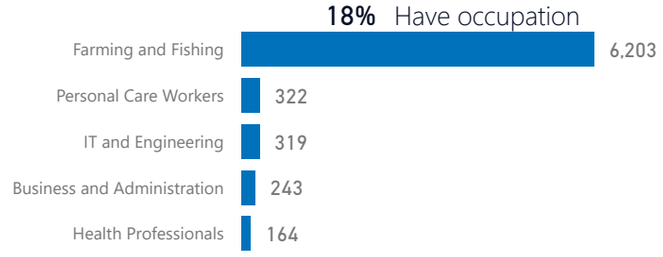

* Age is between 18 - 59 years for Occupation

Main Specific Needs

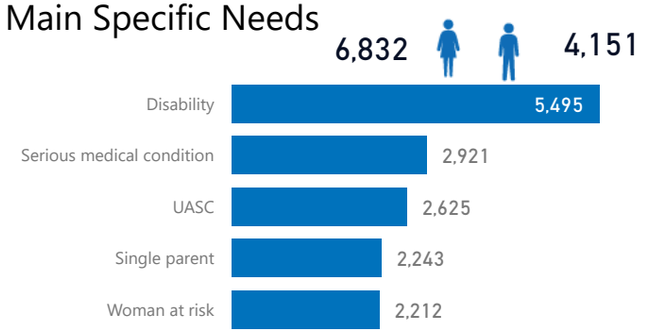

UGANDA- POPULATION DASHBOARD

ANNEX III - SETTLEMENT PROFILES 28-Feb-2026

Kampala

Total Population	Total Refugees
163,370	134,727
Total Households	Total Asylum-Seekers
99,658	28,643

Women and Children 96,225 — 59 %

Female 73,880 — 45 %

Elderly (60+) 2,674 — 2 %

Youth (15-24) 34,610 — 21 %

Main Hosting Locations

Zone	HHs	Individuals
Makindye Division	50,833	82,601
Kampala Central	28,171	39,127
Rubaga Division	16,121	30,804
Kawempe Division	2,756	5,398
Nakawa	1,126	3,138

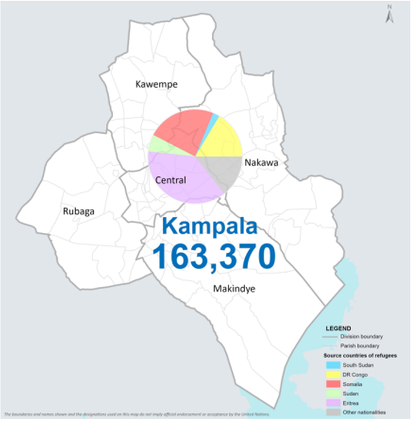

Main Countries of Origin

	Total
Eritrea	60,997
Somalia	38,619
DR Congo	26,846
Ethiopia	14,584

Age & Gender Breakdown

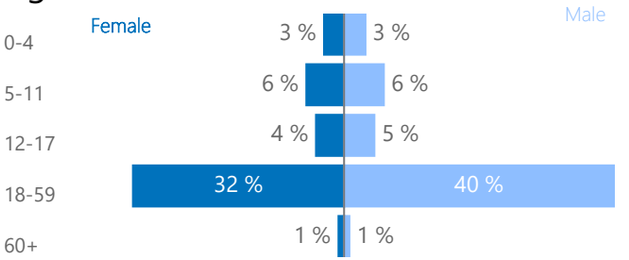

New Registration by Month

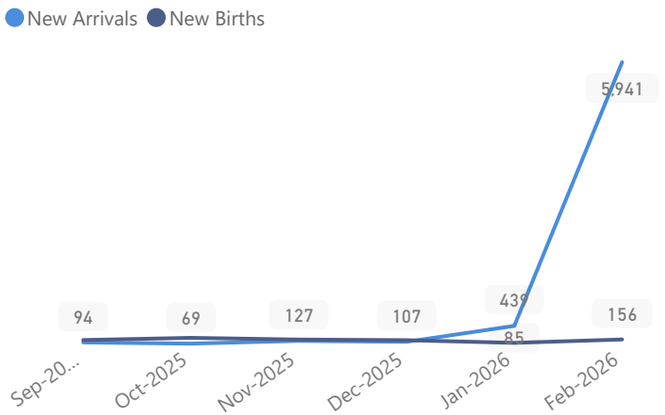

Main Occupations

4% Have occupation

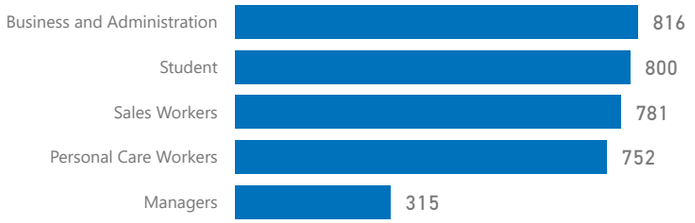

* Age is between 18 - 59 years for Occupation

Main Specific Needs

1,135 960

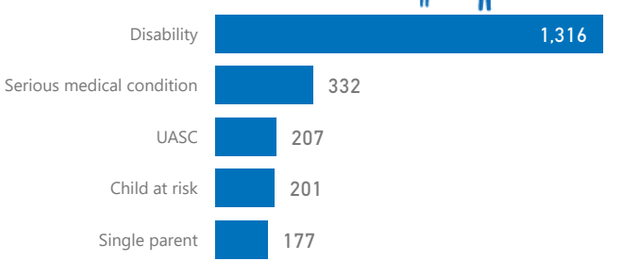

UGANDA- POPULATION DASHBOARD

ANNEX III - SETTLEMENT PROFILES 28-Feb-2026

Kiryandongo

Total Population	Total Refugees
166,158	166,093
Total Households	Total Asylum-Seekers
47,587	65

Women and Children 123,607 — 74 %

Female 84,199 — 51 %

Elderly (60+) 5,691 — 3 %

Youth (15-24) 47,278 — 28 %

Main Hosting Locations

Zone	HHs	Individuals
Ranch 1	34,667	106,144
Ranch 37	12,903	59,875

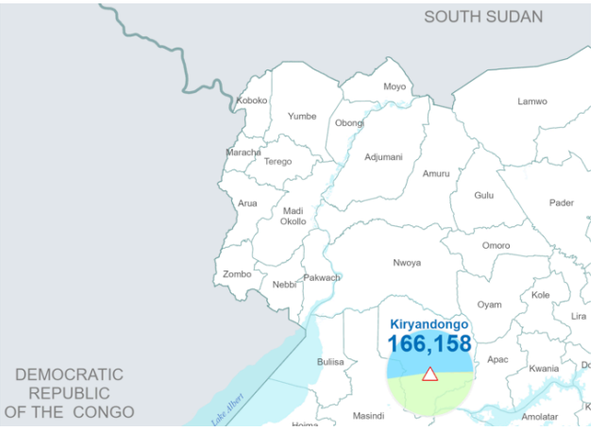

Main Countries of Origin

Main Countries of Origin	Total
South Sudan	86,524
Sudan	78,957
DR Congo	388
Kenya	195

Age & Gender Breakdown

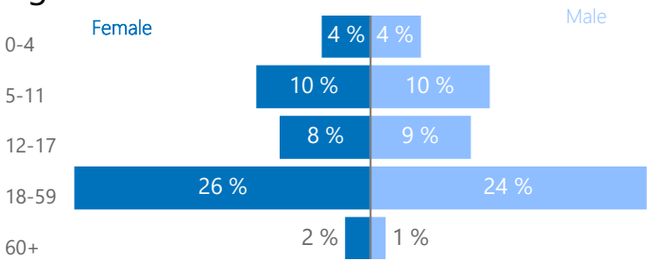

New Registration by Month

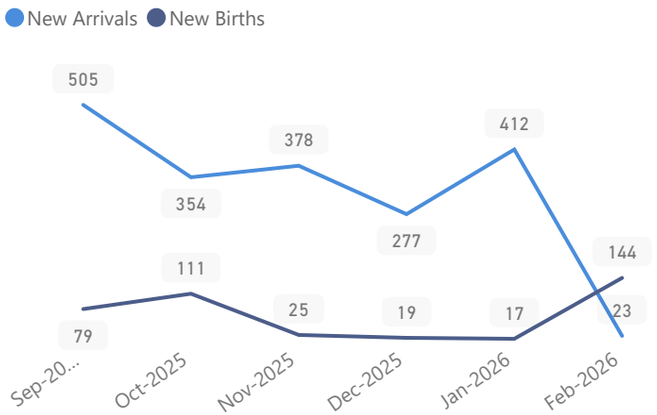

Main Occupations

8% Have occupation

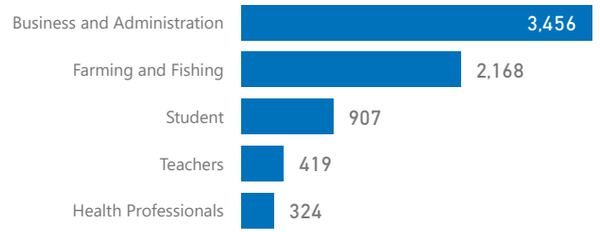

* Age is between 18 - 59 years for Occupation

Main Specific Needs

11,261 — 7,126

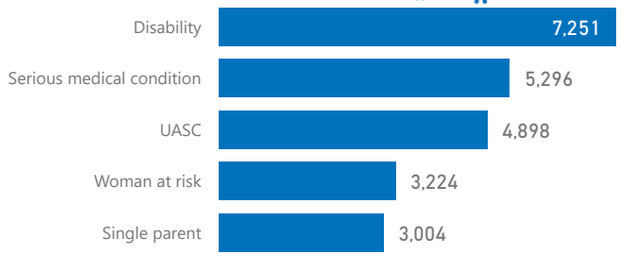

UGANDA- POPULATION DASHBOARD

ANNEX III - SETTLEMENT PROFILES 28-Feb-2026

Kyaka II

Total Population	Total Refugees
137,964	134,393
Total Households	Total Asylum-Seekers
35,776	3,571

Women and Children 108,033 — 78 %

Female 70,200 — 51 %

Elderly (60+) 4,055 — 3 %

Youth (15-24) 29,472 — 21 %

Main Hosting Locations

Zone	HHs	Individuals
Bwiriza	6,536	23,885
Sweswe	6,479	23,759
Byabakora	5,669	22,886
Mukondo	4,805	19,431
Itambabiniga	4,713	17,912

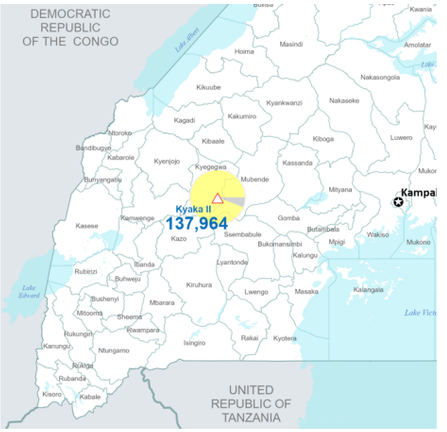

Main Countries of Origin

	Total
DR Congo	129,805
Rwanda	4,397
Burundi	3,638
South Sudan	55

Age & Gender Breakdown

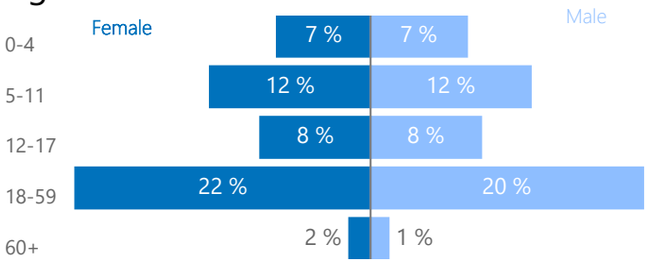

New Registration by Month

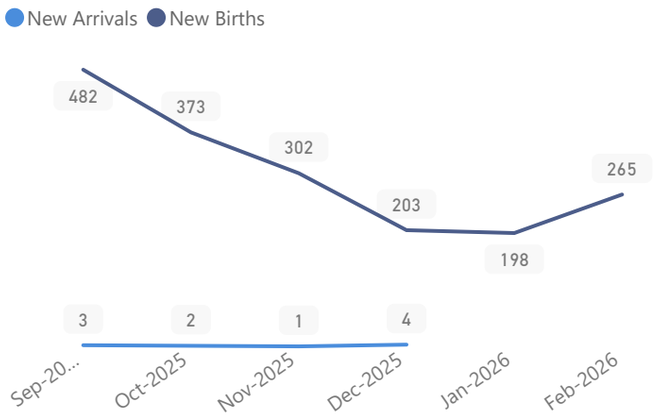

Main Occupations

18% Have occupation

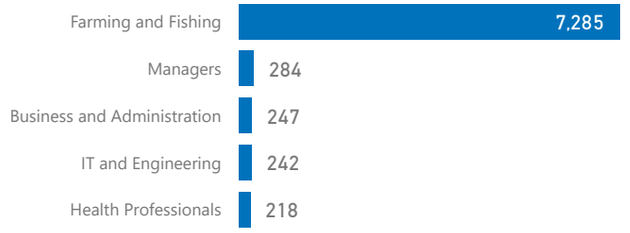

* Age is between 18 - 59 years for Occupation

Main Specific Needs

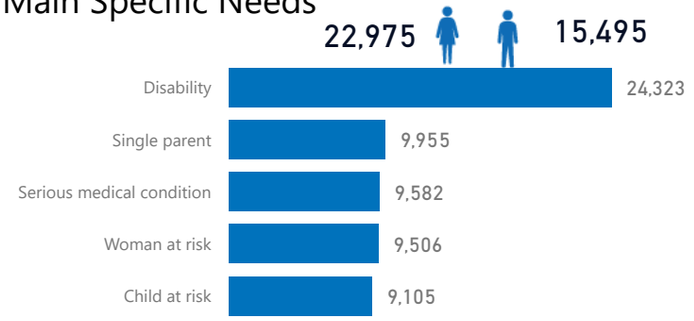

UGANDA- POPULATION DASHBOARD

ANNEX III - SETTLEMENT PROFILES 28-Feb-2026

Lobule

Total Population	Total Refugees
6,460	6,460
Total Households	Total Asylum-Seekers
975	0

Women and Children 5,167 — 80 %

Female 3,389 — 52 %

Elderly (60+) 223 — 3 %

Youth (15-24) 2,030 — 31 %

Main Hosting Locations

Zone	HHs	Individuals
Zone B	503	3,408
Zone A	472	3,052

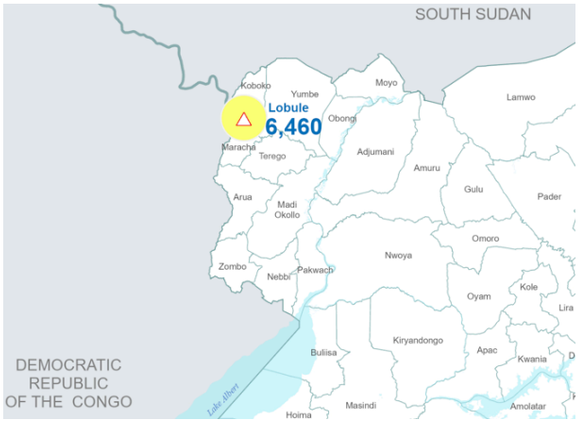

Main Countries of Origin

	Total
DR Congo	6,443
South Sudan	17

Age & Gender Breakdown

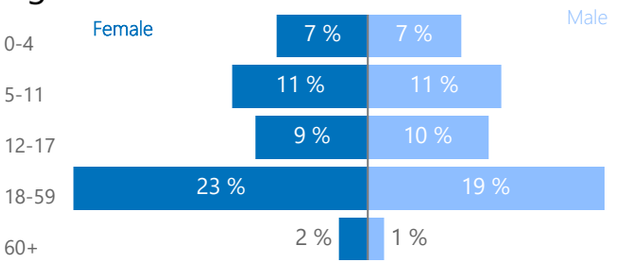

New Registration by Month

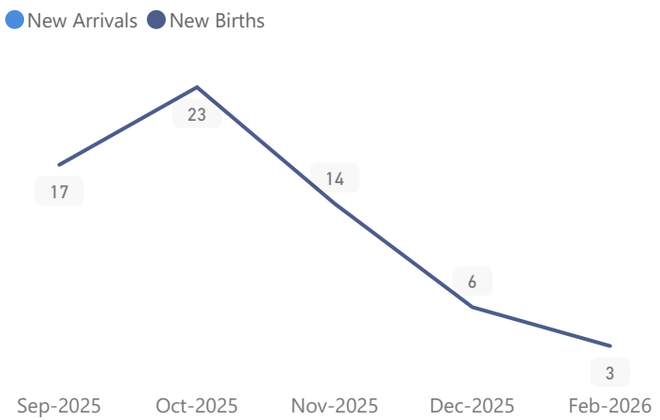

Main Occupations

28% Have occupation

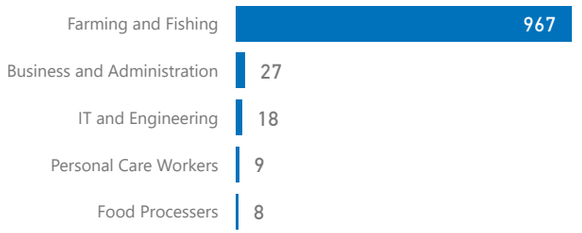

* Age is between 18 - 59 years for Occupation

Main Specific Needs

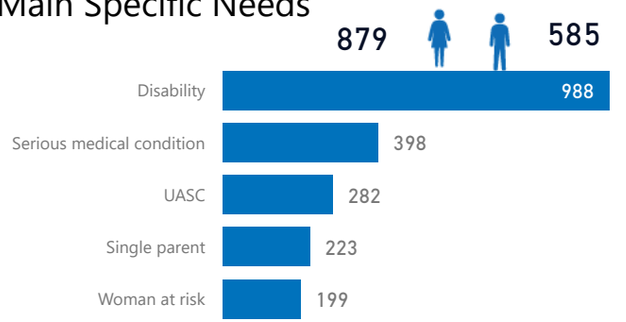

UGANDA- POPULATION DASHBOARD

ANNEX III - SETTLEMENT PROFILES 28-Feb-2026

Kyangwali

Total Population	Total Refugees
156,248	155,735
Total Households	Total Asylum-Seekers
46,528	513

Women and Children 125,518 — 80 %

Female 82,835 — 53 %

Elderly (60+) 5,612 — 4 %

Youth (15-24) 31,119 — 20 %

Main Hosting Locations

Zone	HHs	Individuals
Kyebitaka	2,878	11,908
Bukinda	5,455	11,868
Kagoma	2,366	8,053
Mombasa	2,023	7,916
Mukunyu A	2,784	7,890
Kentomi	2,408	7,525
Karuhinda	2,237	7,517
Waibuga	2,185	7,512
Malumba	1,928	6,579
Nyabitete	1,786	6,313

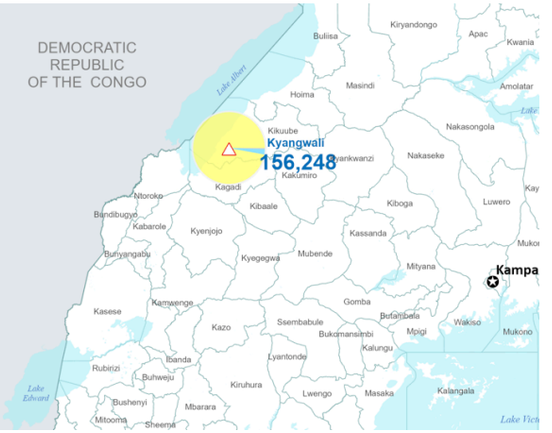

Main Countries of Origin

	Total
DR Congo	151,714
South Sudan	3,749
Rwanda	631
Burundi	132

Age & Gender Breakdown

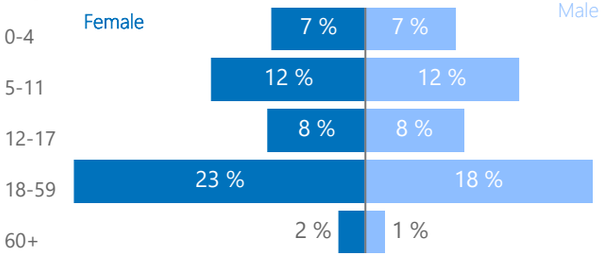

New Registration by Month

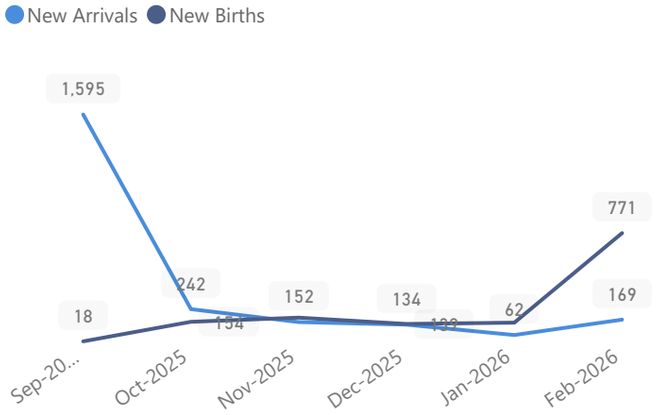

Main Occupations

36% Have occupation

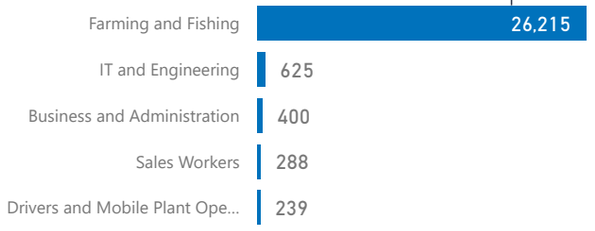

* Age is between 18 - 59 years for Occupation

Main Specific Needs

22,996 — 11,546

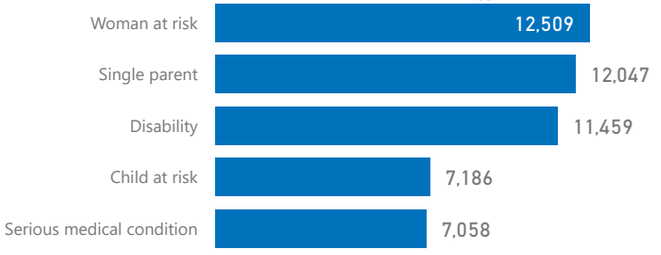

UGANDA- POPULATION DASHBOARD

ANNEX III - SETTLEMENT PROFILES 28-Feb-2026

Nakivale

Total Population	Total Refugees
277,411	273,691
Total Households	Total Asylum-Seekers
104,780	3,720

Women and Children 204,547 — 74 %

Female 139,171 — 50 %

Elderly (60+) 7,868 — 3 %

Youth (15-24) 66,365 — 24 %

Main Hosting Locations

Zone	HHs	Individuals
Rubondo	38,734	106,068
Juru	47,470	99,616
Base Camp	17,915	70,333

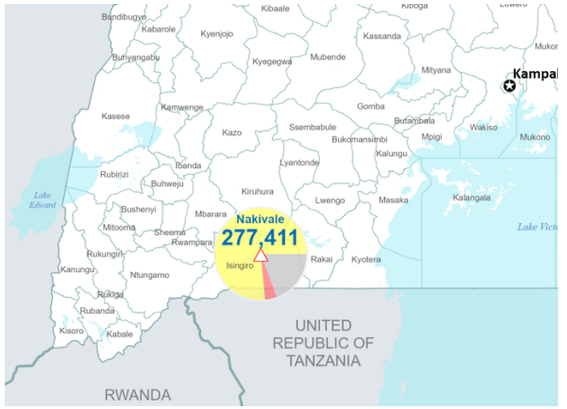

Main Countries of Origin

	Total
DR Congo	212,049
Burundi	35,373
Rwanda	15,768
Somalia	11,542

Age & Gender Breakdown

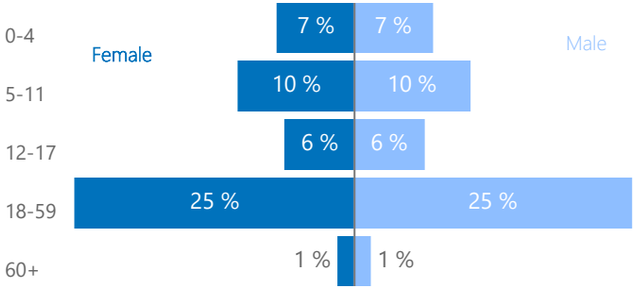

New Registration by Month

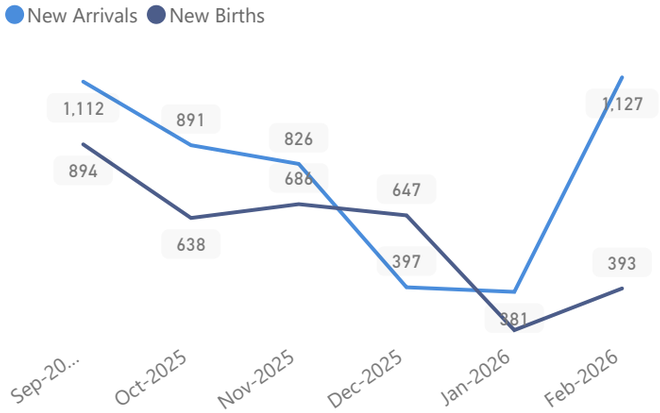

Main Occupations

14% Have occupation

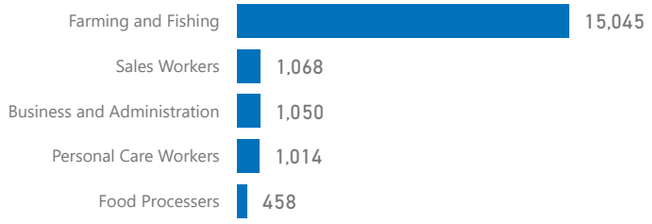

* Age is between 18 - 59 years for Occupation

Main Specific Needs

24,249 16,325

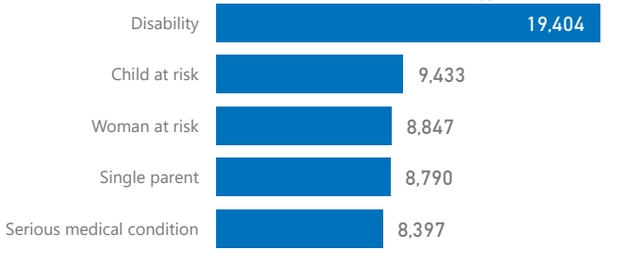

UGANDA- POPULATION DASHBOARD

ANNEX III - SETTLEMENT PROFILES 28-Feb-2026

Oruchinga

Total Population	Total Refugees
8,189	8,189
Total Households	Total Asylum-Seekers
1,725	0

Women and Children 6,332 — 77 %

Female 4,204 — 51 %

Elderly (60+) 307 — 4 %

Youth (15-24) 1,901 — 23 %

Main Hosting Locations

Zone	HHs	Individuals
Kifunjo	541	2,393
Michinga	428	2,100
Busheka	428	2,038

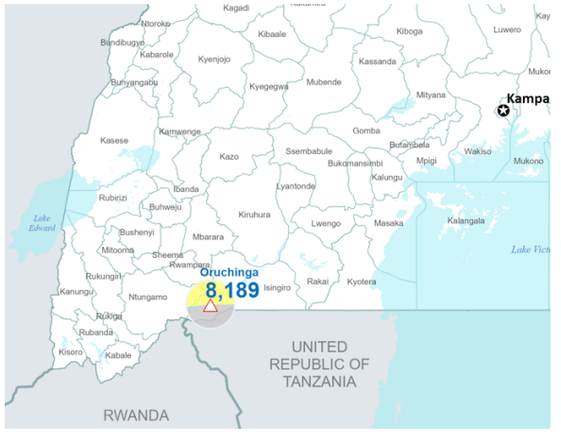

Main Countries of Origin

	Total
DR Congo	4,247
Rwanda	2,170
Burundi	1,704
South Sudan	67

Age & Gender Breakdown

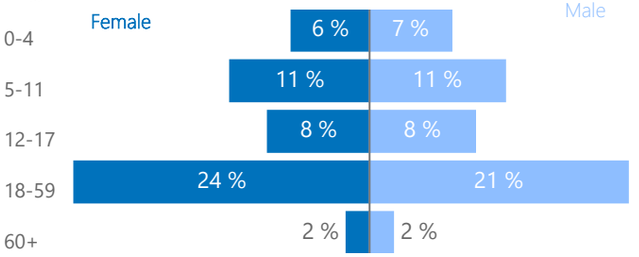

New Registration by Month

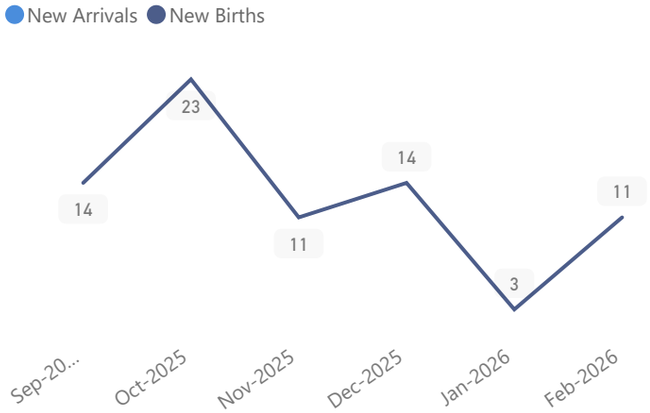

Main Occupations

31% Have occupation

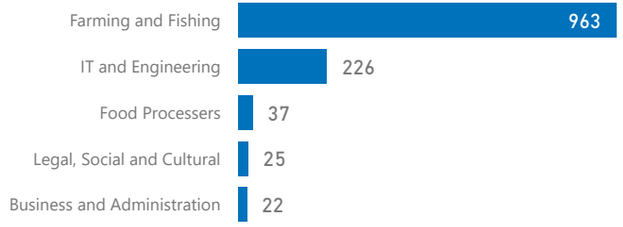

* Age is between 18 - 59 years for Occupation

Main Specific Needs

1,395 1,001

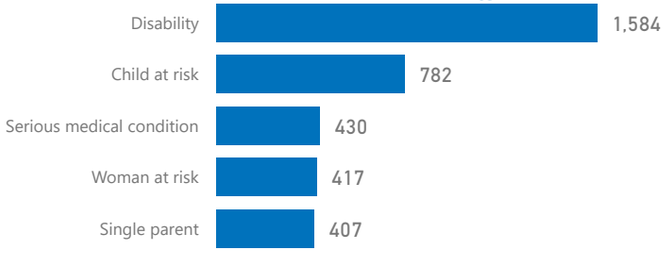

UGANDA- POPULATION DASHBOARD

ANNEX III - SETTLEMENT PROFILES 28-Feb-2026

Palabek

Total Population	Total Refugees
97,196	96,526
Total Households	Total Asylum-Seekers
20,999	670

Women and Children 79,012 — 81 %

Female 49,017 — 50 %

Elderly (60+) 1,783 — 2 %

Youth (15-24) 28,103 — 29 %

Main Hosting Locations

Zone	HHs	Individuals
Zone 6	3,792	18,581
Zone 8	4,435	17,068
Zone 5B	2,878	13,448
Zone 7	2,236	11,517
Zone 4	1,956	8,891
Zone 5A	1,428	8,151
Zone 3	1,174	6,176
Zone 9	965	4,670
Zone 1	1,048	4,460
Zone 2	1,082	4,221

Main Countries of Origin	Total
South Sudan	96,900
Sudan	245
DR Congo	51

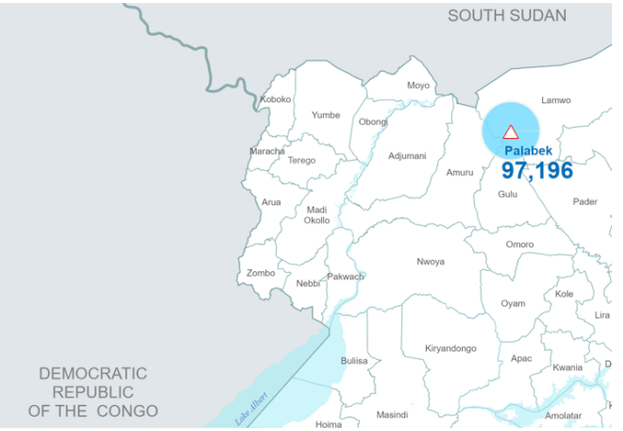

Age & Gender Breakdown

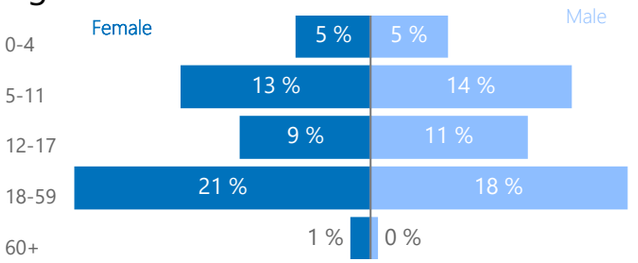

New Registration by Month

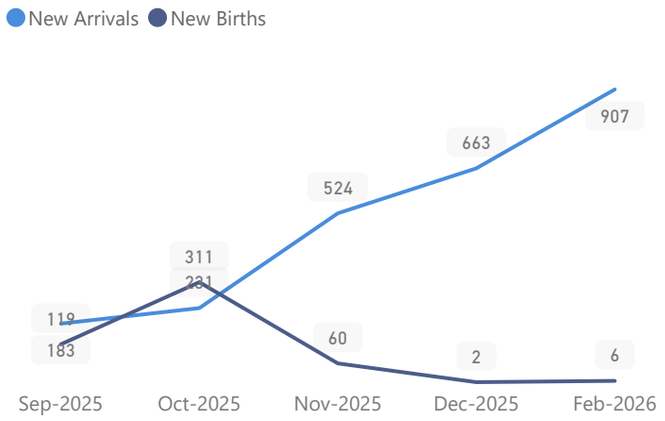

Main Occupations

13% Have occupation

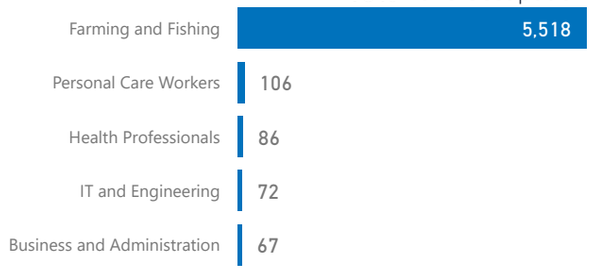

* Age is between 18 - 59 years for Occupation

Main Specific Needs

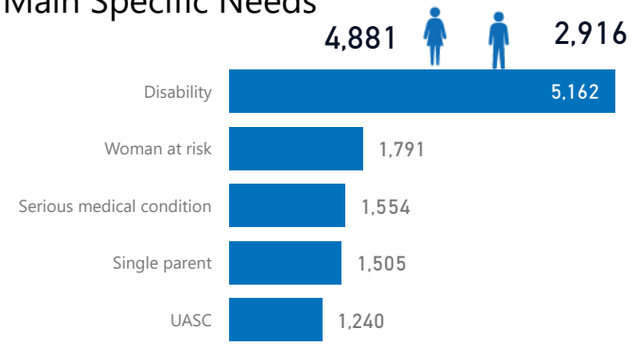

UGANDA- POPULATION DASHBOARD

ANNEX III - SETTLEMENT PROFILES 28-Feb-2026

Palorinya

Total Population	Total Refugees
142,945	142,945
Total Households	Total Asylum-Seekers
28,760	0

Women and Children 110,741 — 77 %

Female 75,070 — 53 %

Elderly (60+) 6,119 — 4 %

Youth (15-24) 40,094 — 28 %

Main Hosting Locations

Zone	HHs	Individuals
Morobi	9,555	47,928
Dongo West	5,203	25,595
Chinyi	4,356	20,131
Dongo East	3,198	15,742
Basecamp Ibakwe	2,757	15,677
Belemaling	2,115	10,684
Budri	1,574	7,178

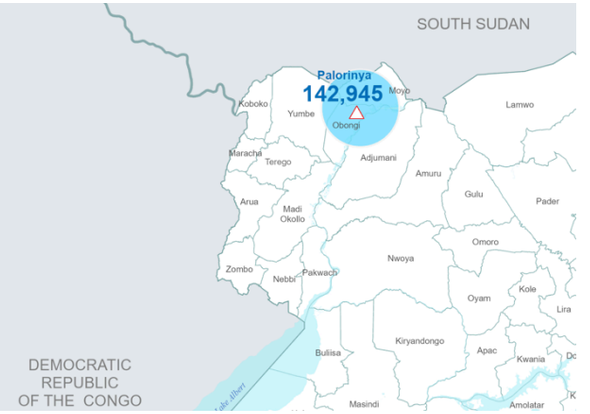

Main Countries of Origin

	Total
South Sudan	142,848
DR Congo	54
Sudan	42
Congo, Republic of the	1

Age & Gender Breakdown

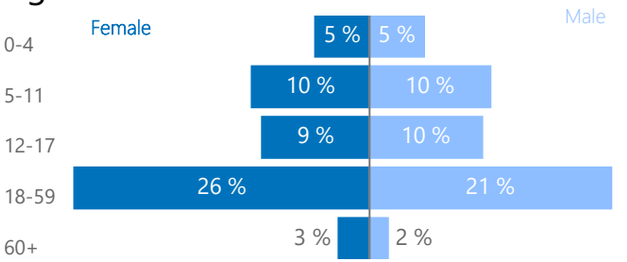

New Registration by Month

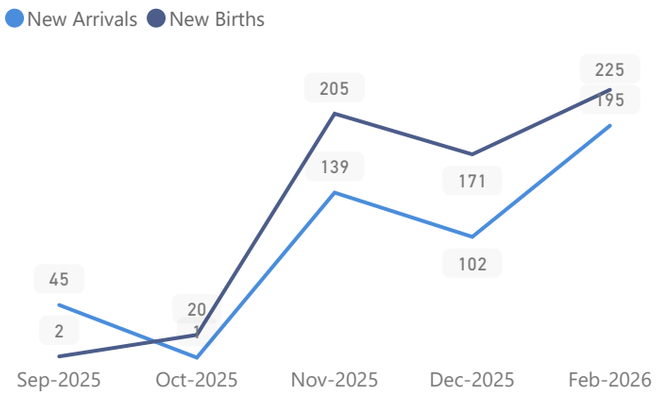

Main Occupations

12% Have occupation

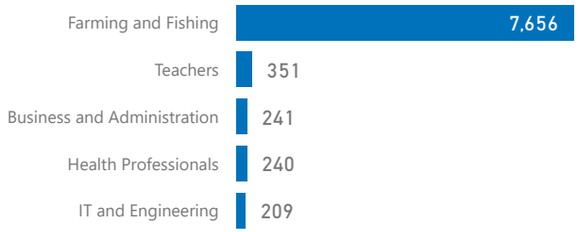

* Age is between 18 - 59 years for Occupation

Main Specific Needs

12,561 6,953

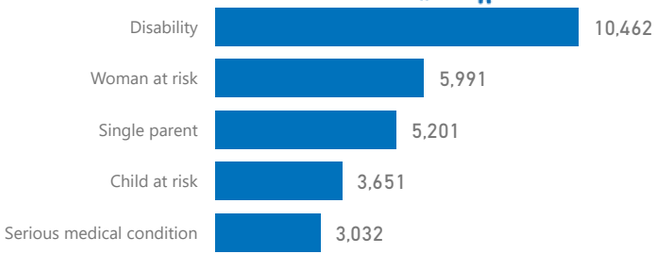

UGANDA- POPULATION DASHBOARD

ANNEX III - SETTLEMENT PROFILES 28-Feb-2026

Rhino

Total Population	Total Refugees
202,184	201,857
Total Households	Total Asylum-Seekers
40,763	327

Women and Children 160,791 — 80 %

Female 102,632 — 51 %

Elderly (60+) 4,134 — 2 %

Youth (15-24) 59,210 — 29 %

Main Hosting Locations

Zone	HHs	Individuals
Zone 7	10,347	52,436
Zone 2	8,455	34,251
Zone 3	6,971	32,280
Zone 6	4,992	27,619
Zone 1	2,383	16,182
Zone 5	1,883	14,906
Zone 4	2,510	14,868
Zone 8	3,214	9,597

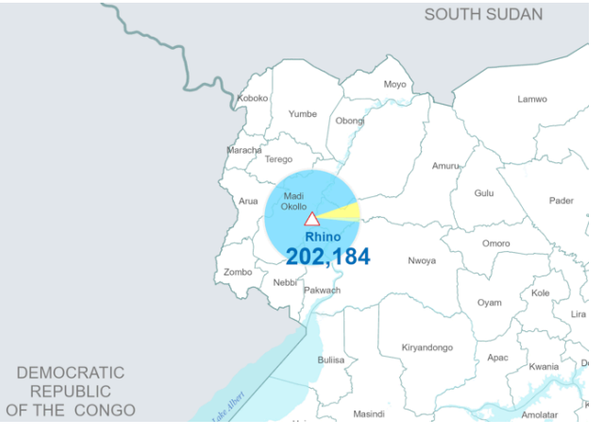

Main Countries of Origin

	Total
South Sudan	188,380
DR Congo	10,776
Sudan	2,911
Rwanda	45

Age & Gender Breakdown

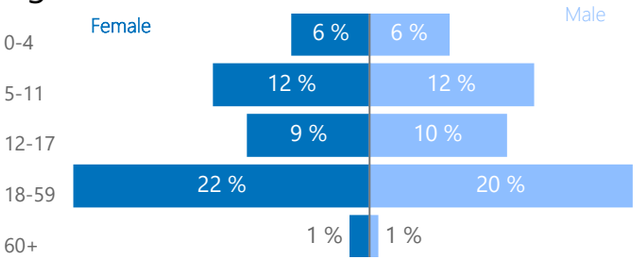

New Registration by Month

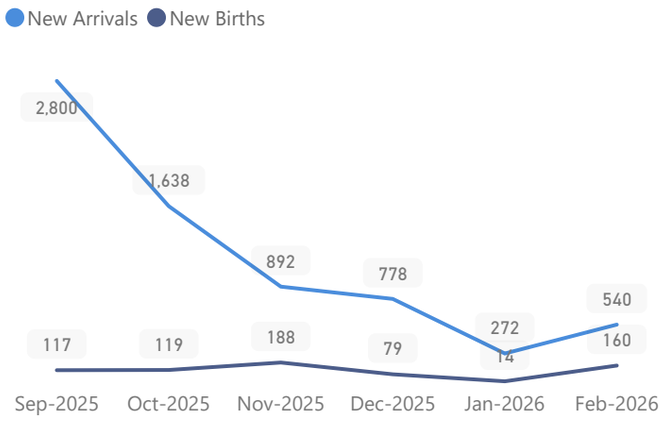

Main Occupations

6% Have occupation

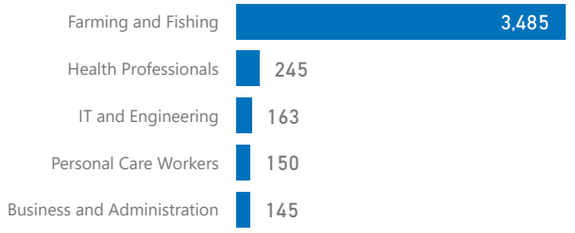

* Age is between 18 - 59 years for Occupation

Main Specific Needs

18,129 12,539

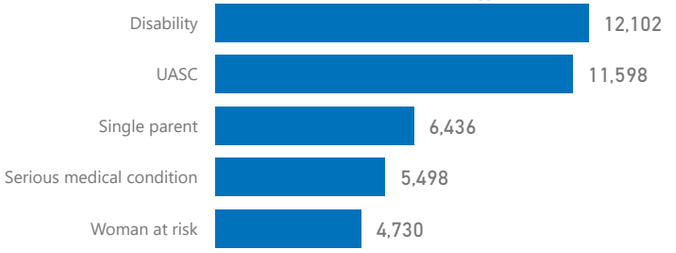

UGANDA- POPULATION DASHBOARD

ANNEX III - SETTLEMENT PROFILES 28-Feb-2026

Rwamwanja

Total Population	Total Refugees
107,528	106,477
Total Households	Total Asylum-Seekers
25,883	1,051

Women and Children 85,420

79 %

Female 55,062

51 %

Elderly (60+) 3,154

3 %

Youth (15-24) 23,576

22 %

Main Hosting Locations

Zone	HHs	Individuals
Kyempango	11,006	40,350
Kaihora	3,281	14,167
Ntenungi	3,132	12,036
Mahani	2,386	11,381
Nkoma	1,800	9,182
Base Camp	1,944	8,864
Mahiga	958	4,635
Kikuura	570	2,801
Waijagahe	431	2,247
Buguta	352	1,802

Main Countries of Origin	Total
DR Congo	106,930
Rwanda	346
South Sudan	169
Burundi	71

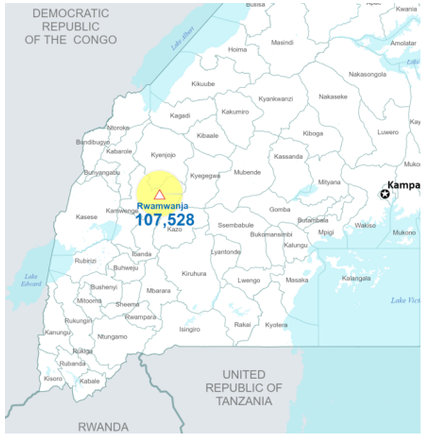

Age & Gender Breakdown

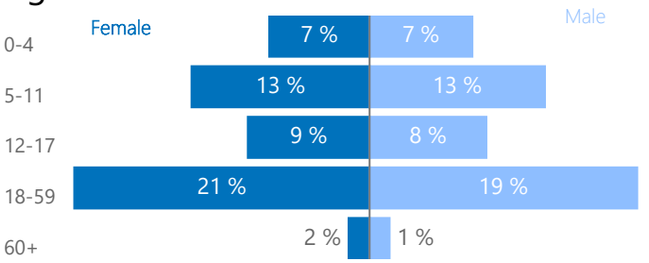

New Registration by Month

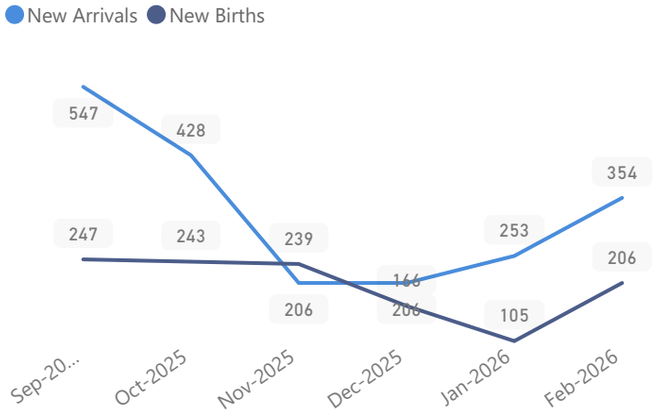

Main Occupations

40% Have occupation

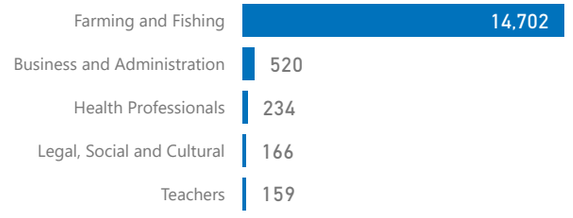

* Age is between 18 - 59 years for Occupation

Main Specific Needs
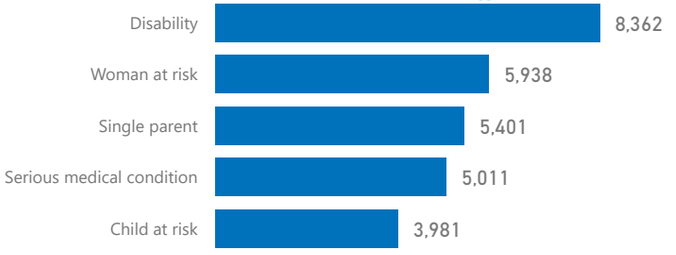
12,373 7,568