WASH Dashboard

Uganda Country Refugee Response Plan 2024 - 2025

Quarter

Multiple s...

Q4 2025

Overview of the sector and narrative

The Sector Overview:

The WASH sector continued ensuring refugees and host communities have equitable and sustainable access to safe water, sanitation, and hygiene services—mainly by integrating these services into national systems. This shift from emergency response to long-term national inclusion shaped the sector's direction in the last quarter of 2025. The transition is guided by the newly launched Water and Environment Sector Refugee Response Plan II (2026–2030), aligned with Uganda's NDP IV. A major milestone was the growing involvement of national utilities. Currently, 24 motorized water systems (10% of the total) are managed by national entities. The upcoming handover of Bidibidi Zone 1 to the Northern Umbrella for Water and Sanitation, planned for April 2026, further stands out as a flagship example of this new approach, following the MoU signed in July 2025.

The Result Analysis:

The fourth quarter was characterized by a push to stabilize service delivery amid a growing population and a total caseload of close to 2 million individuals. While the average water supply stabilized at 17 liters per person per day (l/p/d), it remained below the 20 l/p/d standard. This stabilization was bolstered by infrastructure improvements, such as the commissioning of new systems in Kiryandongo (rising to 18 l/p/d) and capacity enhancements at the Nakivale water treatment plant. Despite these gains, Nakivale remains a critical concern, providing only 8 l/p/d—a figure that barely hovers above the emergency threshold of 7.5lpd. In terms of sustainability, the sector achieved a remarkable 84% reliance on renewable energy, largely driven by solar integration. Despite this, water trucking increased during the last quarter of 2025 from 0.9% in Q3 to 1.5% as a result of increased population and water systems unreliability. However, the sanitation landscape remains more fragile. Although coverage saw a marginal recovery to 67% from the Q3 low of 66%, it stays significantly behind the 85% regional target. This gap is most visible in Rhino settlement, where coverage plunged to 45%. The disparity is driven by the continued influx of new arrivals coupled with a lack of UNHCR and partners' funding for household latrines, which has forced a de-prioritization of family-level infrastructure. Similarly, while the hygiene promoter ratio improved to 1:667, it remains above the 1:500 target, and funding constraints for Village Health Teams (VHTs) threaten to widen this gap in the new year.

The Key Challenges/Opportunities:

The sector currently faces a dual challenge of aging infrastructure and fiscal constraints. The increasing frequency of breakdowns in electromechanical equipment—such as pumps and generators—has led to a surge in Operation and Maintenance (O&M) costs. These technical failures are exacerbated by global funding cuts, which have forced an overall 40% reduction in water supply for protracted caseloads and necessitated significant staff reductions among partners. Conversely, these challenges have created a unique opportunity to accelerate the "green transition" and utility integration. The high success rate of solar energy adoption (43% of the total mix) provides a clear argument for further investment in renewable infrastructure to bypass the costs of fuel and mechanical maintenance. Furthermore, the imminent handover of systems in Bidibidi represents an opportunity to prove the financial and operational viability of national utility management to the international donor community.

The Sector Priorities:

- Complete the Bidibidi Zone 1 handover by end of April 2026 as the model for future transitions.
- Implement sanitation surge actions in Rhino, Palabek and Nakivale to prevent health risks.
- Sustain household latrine construction by leveraging existing WASH partners despite funding gaps.
- Finalize and sign transition MoUs with MWE, OPM, and NWSC. Conduct a joint mission to Kiryandongo to advance transition planning.
- Produce a water transition documentary to support advocacy and fundraising toward achieving 20 L/person/day.

Key Indicators

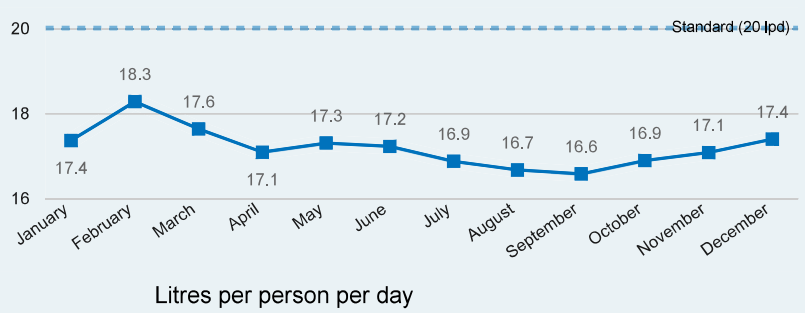

Litres per person per day

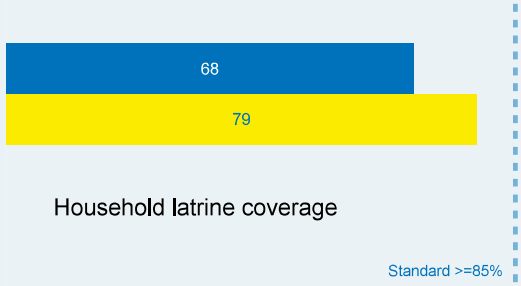

Household latrine coverage

Achievements data: ActivityInfo (reported by sector lead)

Sectors contacts : Robert Mutiibwa (Ministry of Water) mutiibwarobertkirya@gmail.com +256752447894

Author: UNHCR Representation in Uganda Simon Peter Odong (UNHCR) odongs@unhcr.org +256780140341

Feedback: ugakaimug@unhcr.org Lalit Patra (UNICEF) lpatra@unicef.org

For more info: https://data.unhcr.org/en/country/uga

Published: March 2026

WASH Dashboard

Uganda Country Refugee Response Plan 2024 - 2025

Quarter: Multiple s...

Q4 2025

Outcome: Improved equitable and sustainable access to water supply for refugees and hosting population

Indicator	*Actual*	*Target/Standard ('25)*
Water pumped through renewable energy		
- Congolese Refugees	**71%**	**60%**
- South Sudanese Refugees	**80%**	**60%**
- Sudanese refugees	**60%**	**60%**
- Other refugees	**65%**	**65%**
Litres per person per day		
- Congolese Refugees	**15.0**	**20**
- South Sudanese Refugees	**18.7**	**20**
- Sudanese refugees	**15.3**	**20**
- Other refugees	**15.8**	**20**

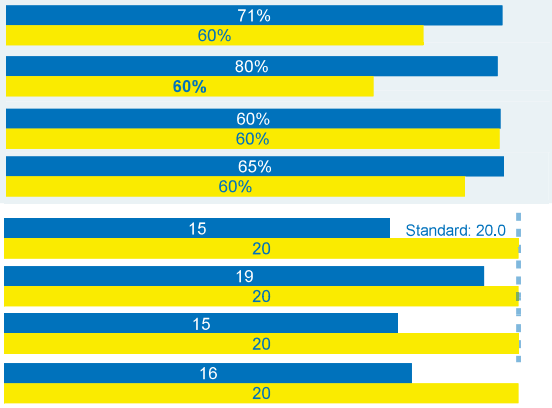

Outcome: Improved equitable and sustainable access to sanitation and hygiene services for refugees and hosting population

Household latrine coverage		
- Congolese Refugees	**68%**	**77%**
- South Sudanese Refugees	**68%**	**78%**
- Sudanese refugees	**66%**	**78%**
- Other refugees	**72%**	**87%**

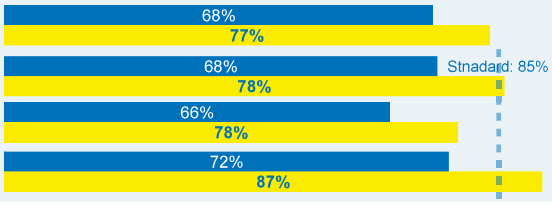

Outcome: Improved equitable and sustainable access to water supply for refugees and hosting population

Indicator	*Actual*	*Target/Standard ('25)*
Water abstraction permits acquired for motorized systems		
- Congolese Refugees	**1**	**10**
- South Sudanese Refugees	**200**	**15**
- Sudanese refugees	**4**	**15**
- Host community	**8**	**10**
Water schemes under management of utilities (e.g NWSC and Umbrella authorities)		
- Congolese Refugees	**6**	**10**
- South Sudanese Refugees	**4**	**6**
- Other refugees	**0**	**2**
Water resource monitoring stations installed and frequently monitored		
- Congolese Refugees	**1**	**10**
- South Sudanese Refugees	**115**	**15**
- Other refugees	**(NR)**	**6**
- Host community	**(NR)**	**10**

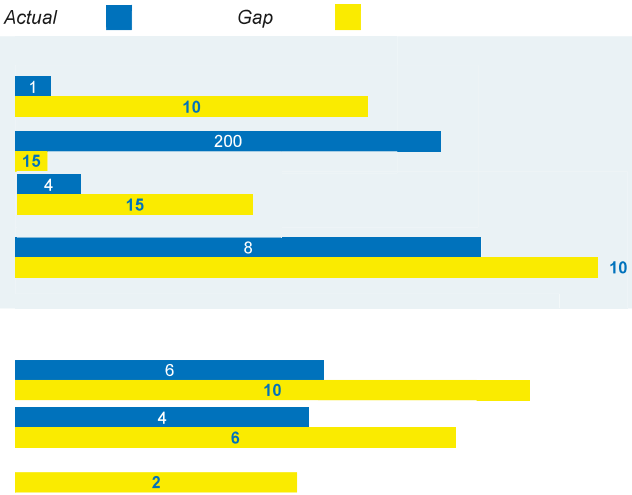

(NR) - *Indicates that no reports were received under the indicator for the situation.*

Achievements data: ActivityInfo (reported by sector lead)

Sectors contacts : Robert Mutiibwa (Ministry of Water) mutiibwarobertkirya@gmail.com +256752447894

Author: UNHCR Representation in Uganda Simon Peter Odong (UNHCR) odongs@unhcr.org +256780140341

Feedback: ugakaimug@unhcr.org Lalit Patra (UNICEF) lpatra@unicef.org

For more info: https://data.unhcr.org/en/country/uga

Published: March 2026

WASH Dashboard

Uganda Country Refugee Response Plan 2024 - 2025

Quarter

Multiple s...

Q4 2025

Key Indicators | Settlement Comparison

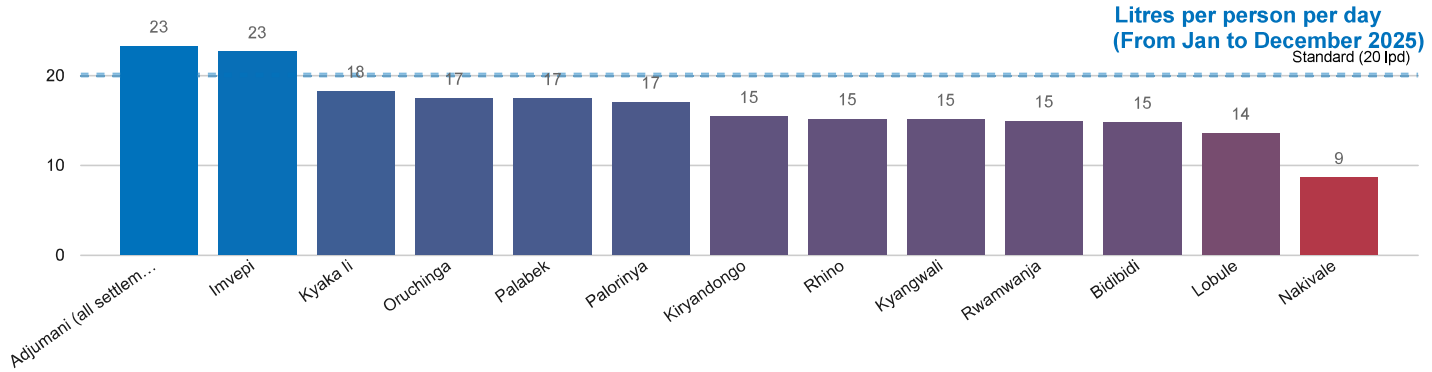

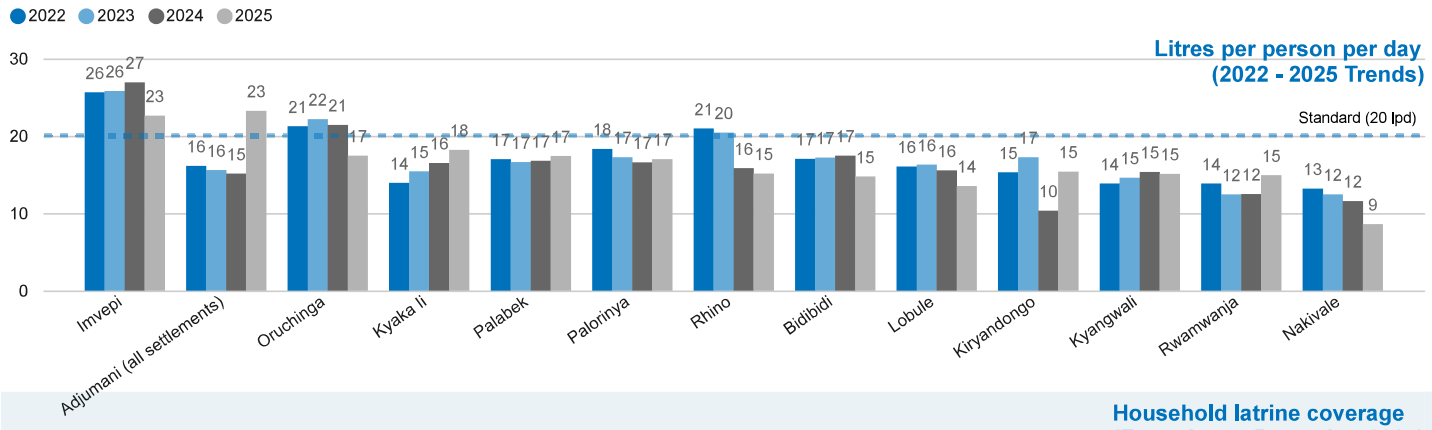

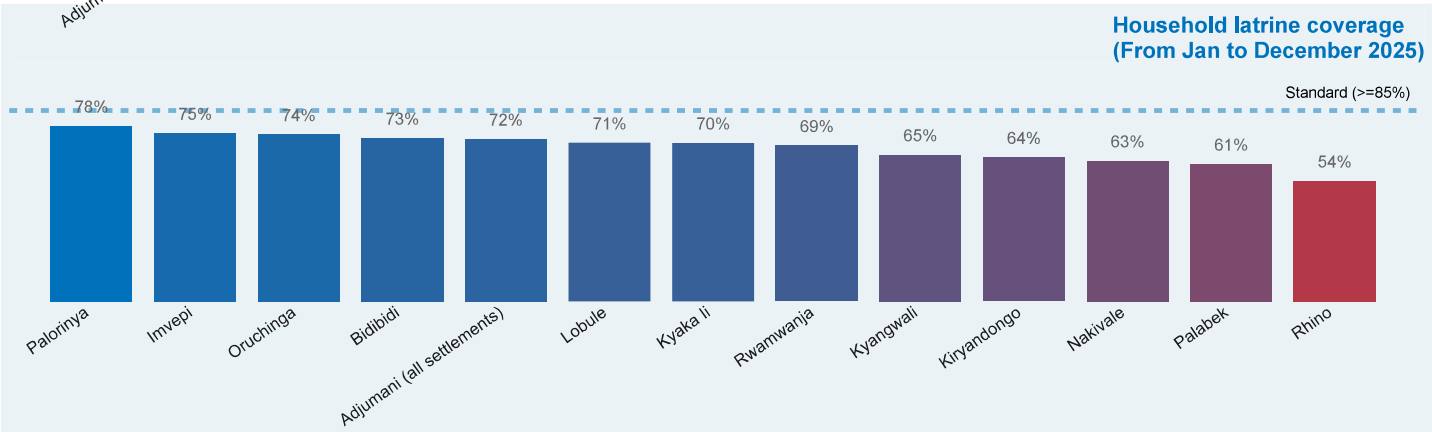

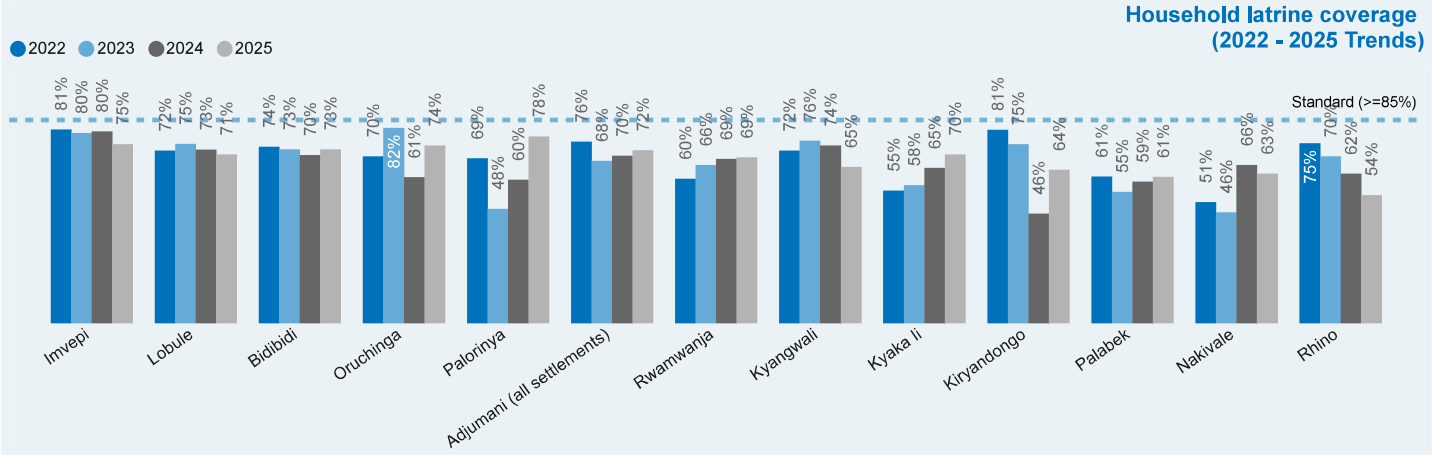

Achievements data: ActivityInfo (reported by sector lead)

Sectors contacts : Robert Mutiibwa (Ministry of Water) mutiibwarobertkirya@gmail.com +256752447894

Author: UNHCR Representation in Uganda
Simon Peter Odong (UNHCR)
odongs@unhcr.org
+256780140341

Feedback: ugakaimug@unhcr.org
Jonathan Hunter (UNICEF)
jhunter@unicef.org

For more info: https://data.unhcr.org/en/country/uga

Published: March 2026

WASH Dashboard

Uganda Country Refugee Response Plan 2024 - 2025

Quarter

Multiple s...

Q4 2025

Funding

$44M

Total Requirement

$8.0M	$36.0M

Received 18.2%

Gap 81.8%

Partner Reporting

Partners
Action Against Hunger
Association of Volunteers in International Service
Caritas Uganda
Community Empowerment for Rural Development
IsraAID
Swiss Church Aid

Partners
Kulika Uganda
LM International
Lutheran World Federation
Malteser International
Nsamizi Training Institute for Social Development
Oxford Committee for Famine Relief

Partners
Uganda Community Based Association for Women and Children Welfare
Uganda Red Cross Society
United Nations International Children's Emergency Fund
Water Mission Uganda
Welthungerhilfe

17	12	4	1
Partners	INGOs	NGOs	UN Agencies

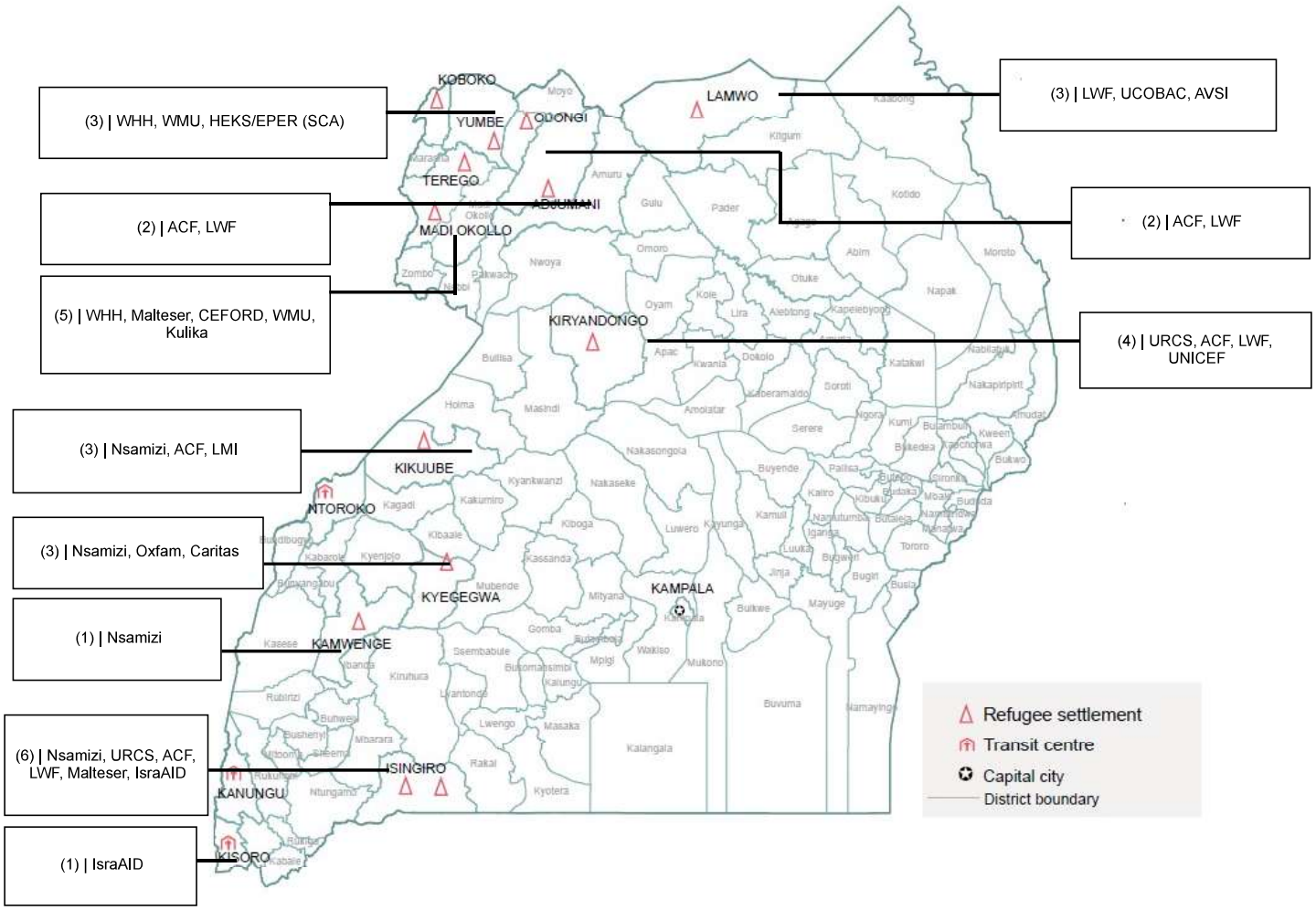

Achievements data: ActivityInfo (reported by sector lead)

Sectors contacts : Robert Mutiibwa (Ministry of Water) mutiibwarobertkirya@gmail.com +256752447894

Author: UNHCR Representation in Uganda
Simon Peter Odong (UNHCR)
odongs@unhcr.org
+256780140341

Feedback: ugakaimug@unhcr.org
Lalit Patra (UNICEF)
lpatra@unicef.org

For more info: https://data.unhcr.org/en/country/uga

Published: March 2026