Comprehensive Overview of Refugee Returns Dashboard

SYRIAN ARAB REPUBLIC

As of 5th March 2026

Key Figures

Since **8 December 2024**, an estimated **1,488,667** Syrians have returned. This estimate is calculated by triangulating multiple data sources, including population-movement reporting and border-monitoring data. Returns through border-crossing points make up the majority of the observed movements.

1,488,667 Total Returnees

Age and Gender Breakdown

720,389 Male 48%

768,278 Female 52%

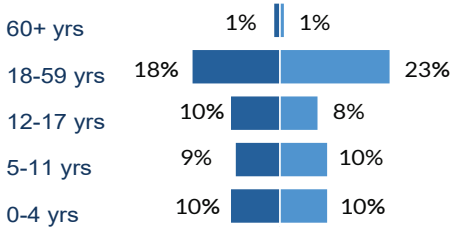

Breakdwon by Country of Return

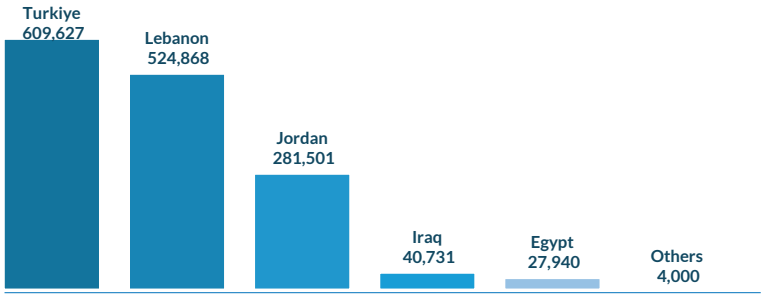

Trend of Monthly Returns

Return Trend (in thousands)

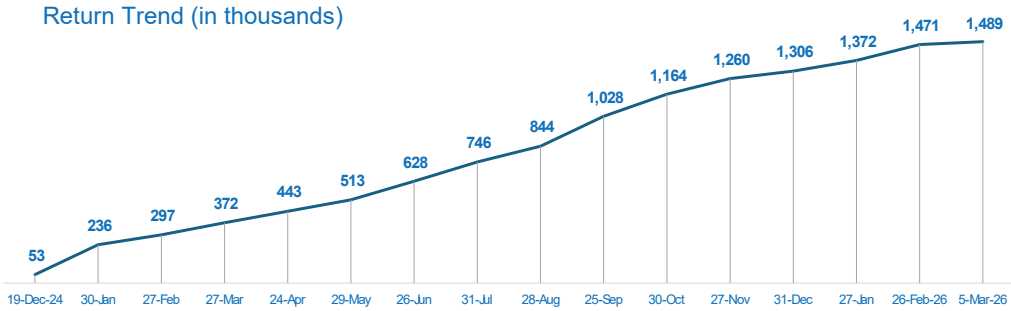

Locations of 1,488,667 Syrian Refugees returnees by governorate 5th Mar 2026

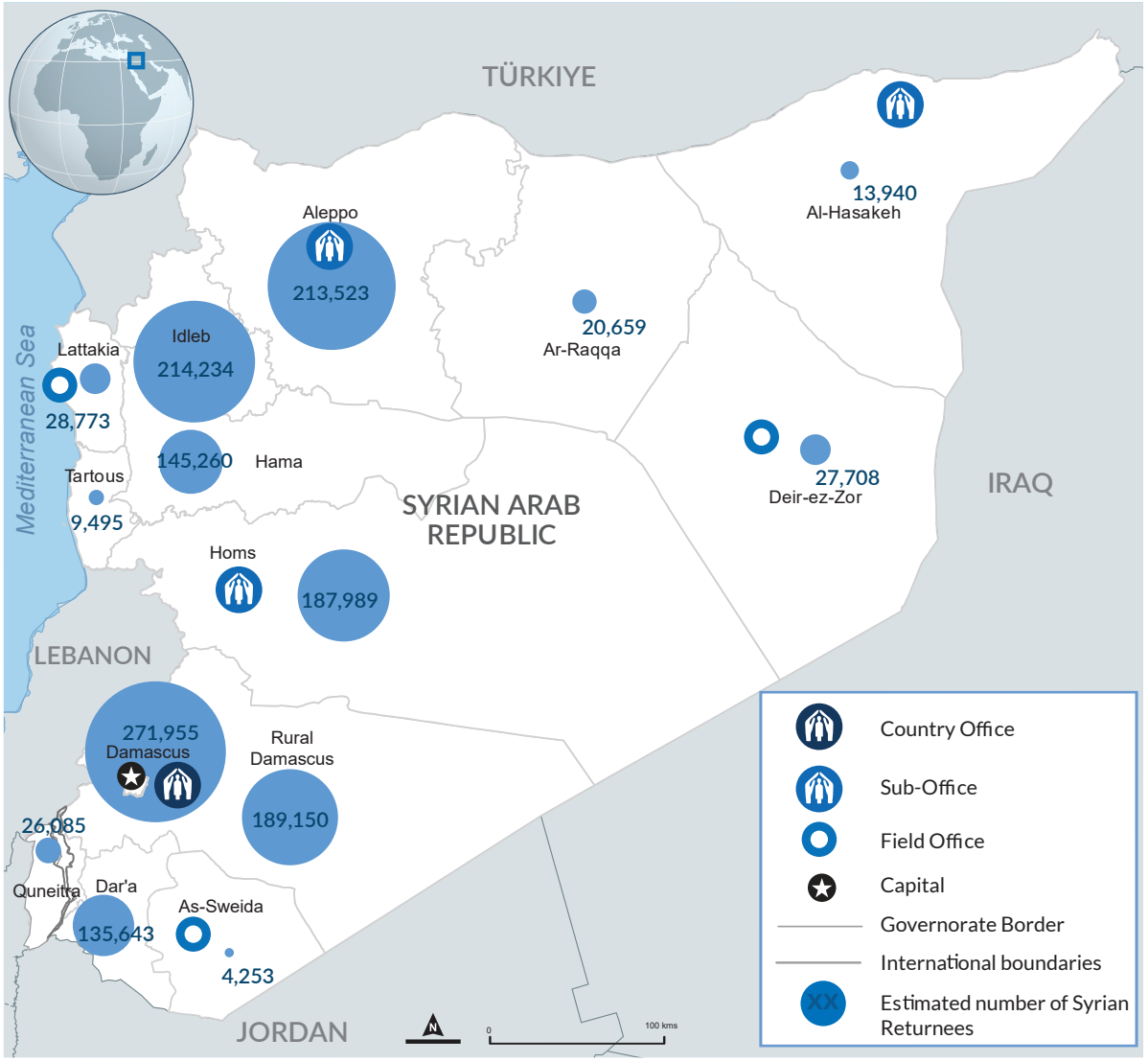

The boundaries and names shown and the designations used on this map do not imply official endorsement or acceptance by the United Nations | UNHCR Comprehensive Overview of Response to Emergencies | imsyr@unhcr.org

Sources: UNHCR border monitoring and population movement reporting tool |*Figures are subject to future adjustment, should not be considered Final.