UGANDA- POPULATION DASHBOARD

ANNEX III - SETTLEMENT PROFILES 30-Apr-2026

Adjumani

Total Population	Total Refugees
235,088	234,848
Total Households	Total Asylum-Seekers
30,066	240

Women and Children 190,112 — 81 %

Female 125,403 — 53 %

Elderly (60+) 7,799 — 3 %

Youth (15-24) 68,784 — 29 %

New Registration by Month

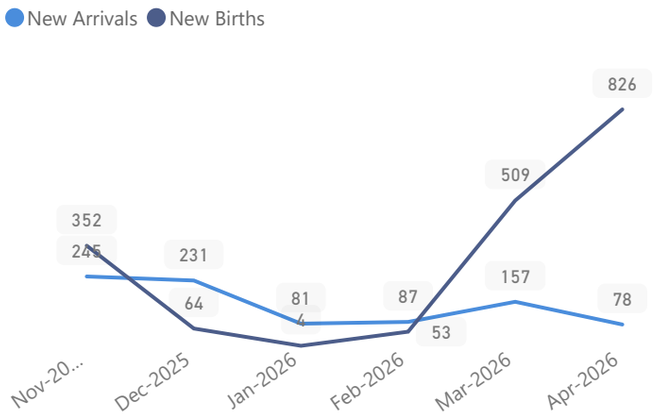

Main Hosting Locations

Zone	HHs	Individuals
Nyumanzi	5,000	49,249
Pagrinya	6,116	39,311
Ayilo I	2,974	29,042
Maaji II	2,605	19,076
Ayilo II	2,028	15,955
Maaji III	2,298	15,279
Boroli I	1,321	9,820
Mirieyi	1,048	9,670
Alere	857	7,923
Agojo	1,507	7,636
Baratuku	802	6,592
Mungula I	677	5,946
Olua I	612	5,385
Boroli II	673	4,704
Olua II	429	3,879
Mungula II	297	1,802
Oliji	236	1,598
Elema	184	983
Maaji I	83	615

Main Countries of Origin	Total
South Sudan	234,231
Sudan	799

Main Occupations

16% Have occupation

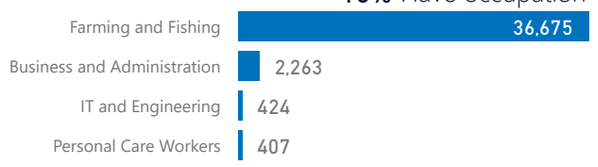

* Age is between 18 - 59 years for Occupation

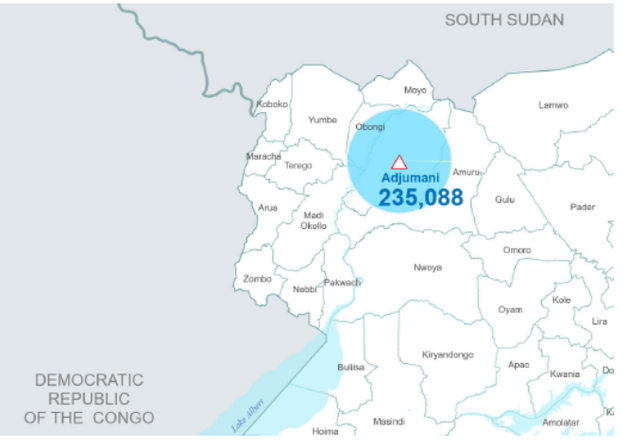

Age & Gender Breakdown

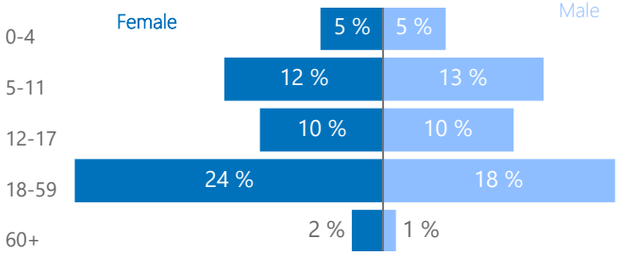

Main Specific Needs

21,657 — 14,270

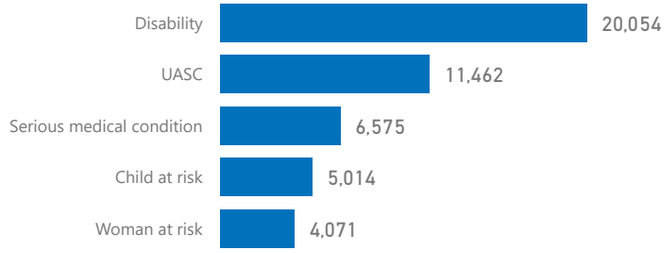

UGANDA- POPULATION DASHBOARD

ANNEX III - SETTLEMENT PROFILES 30-Apr-2026

Bidibidi

Total Population	Total Refugees
209,928	209,926
Total Households	Total Asylum-Seekers
36,878	2

Women and Children 167,467 — 80 %

Female 109,971 — 52 %

Elderly (60+) 6,146 — 3 %

Youth (15-24) 63,548 — 30 %

Main Hosting Locations

Zone	HHs	Individuals
Zone 3	9,342	49,832
Zone 2	7,604	47,285
Zone 5	8,030	42,734
Zone 1	6,534	40,709
Zone 4	5,367	29,357

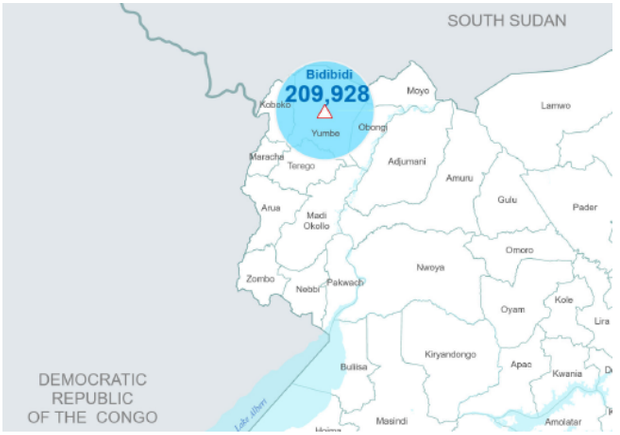

Main Countries of Origin	Total
South Sudan	209,760
Sudan	112
DR Congo	50
Ethiopia	3

Age & Gender Breakdown

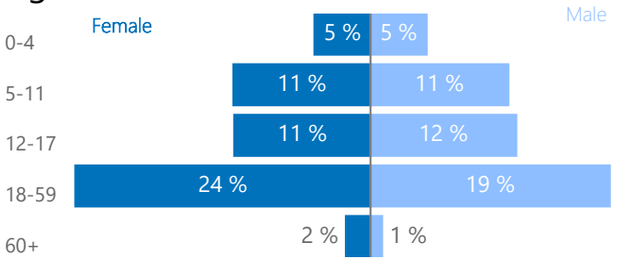

New Registration by Month

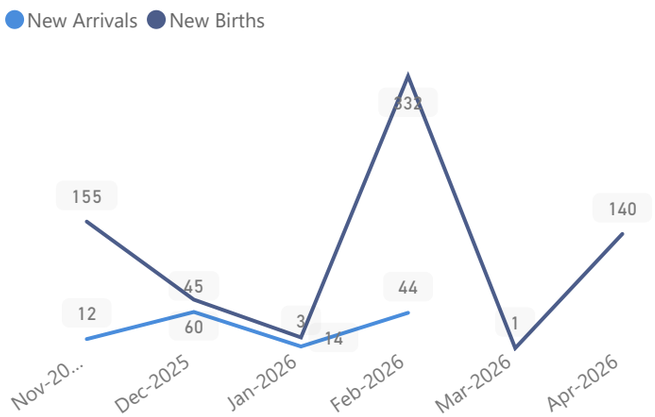

Main Occupations

13% Have occupation

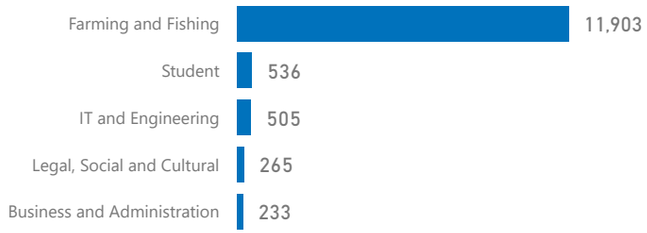

* Age is between 18 - 59 years for Occupation

Main Specific Needs

9,763 5,328

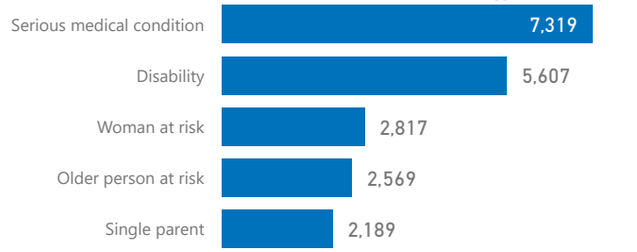

UGANDA- POPULATION DASHBOARD

ANNEX III - SETTLEMENT PROFILES 30-Apr-2026

Imvepi

Total Population	Total Refugees
79,832	77,548
Total Households	Total Asylum-Seekers
18,784	2,284

Women and Children 64,308 — 81 %

Female 42,405 — 53 %

Elderly (60+) 2,406 — 3 %

Youth (15-24) 20,748 — 26 %

Main Hosting Locations

Zone	HHs	Individuals
Zone 1	8,912	36,272
Zone 2	5,160	26,168
Zone 3	3,888	14,979
Zone 4	824	2,409
Zone B	3	3

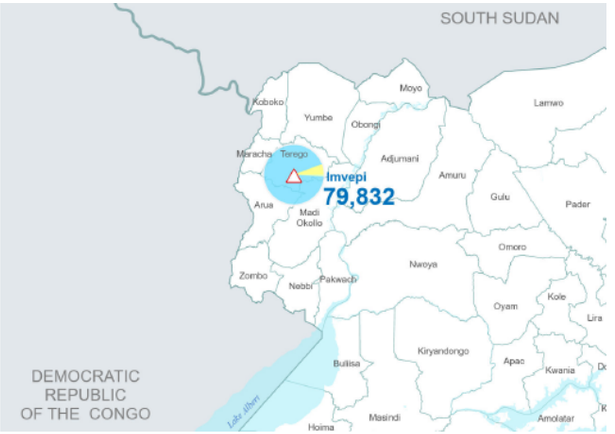

Main Countries of Origin

Main Countries of Origin	Total
South Sudan	74,370
DR Congo	4,596
Sudan	863
Ethiopia	1
Rwanda	1
United Republic of Tanzania	1

Age & Gender Breakdown

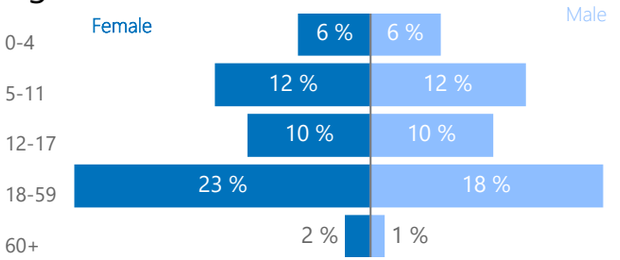

New Registration by Month

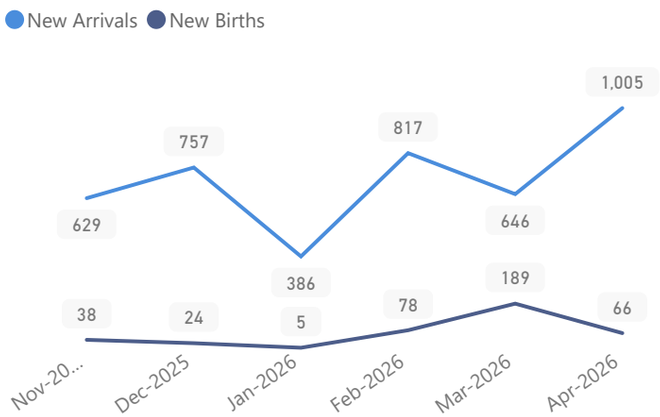

Main Occupations

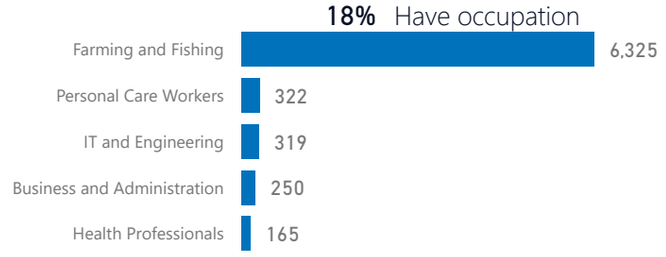

* Age is between 18 - 59 years for Occupation

Main Specific Needs

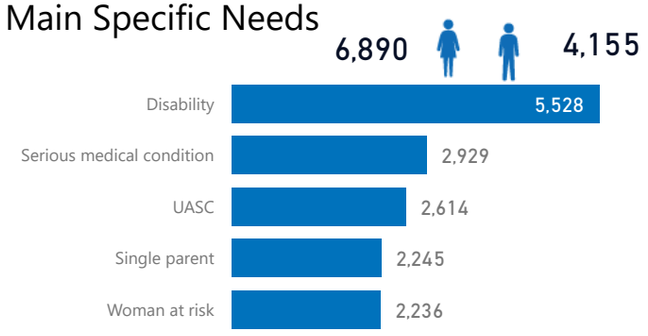

UGANDA- POPULATION DASHBOARD

ANNEX III - SETTLEMENT PROFILES 30-Apr-2026

Kampala

Total Population	Total Refugees
170,474	134,310
Total Households	Total Asylum-Seekers
105,167	36,164

Women and Children 100,161

59 %

Elderly (60+) 2,750

2 %

Female 77,050

45 %

Youth (15-24) 37,326

22 %

Main Hosting Locations

Zone	HHs	Individuals
Makindye Division	55,367	88,073
Kampala Central	28,758	40,244
Rubaga Division	16,438	31,201
Kawempe Division	2,767	5,414
Nakawa	1,142	3,178

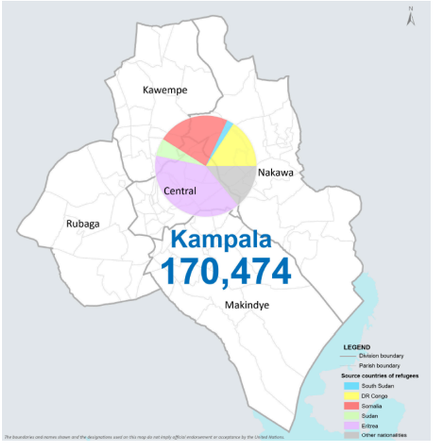

Main Countries of Origin

	Total
Eritrea	66,825
Somalia	39,124
DR Congo	26,953
Ethiopia	14,672

Age & Gender Breakdown

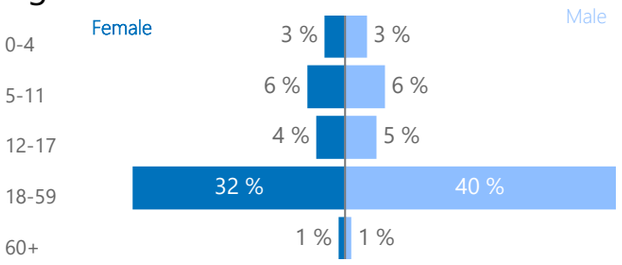

New Registration by Month

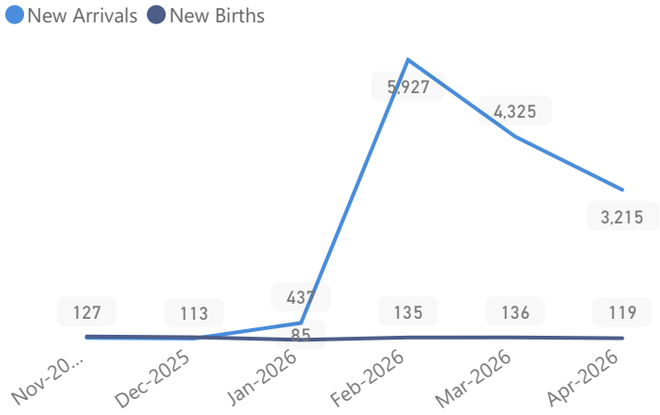

Main Occupations

4% Have occupation

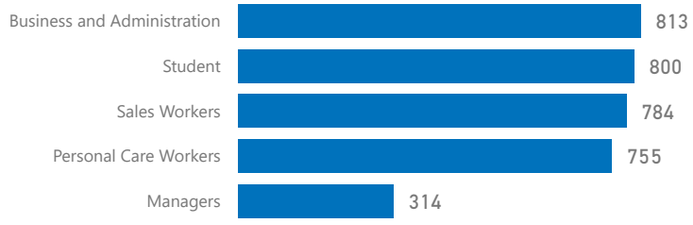

* Age is between 18 - 59 years for Occupation

Main Specific Needs

1,196 1,044

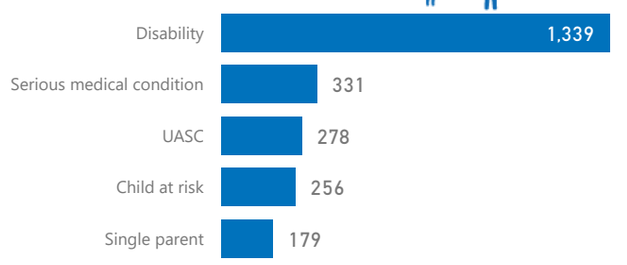

UGANDA- POPULATION DASHBOARD

ANNEX III - SETTLEMENT PROFILES 30-Apr-2026

Kiryandongo

Total Population	Total Refugees
166,907	165,951
Total Households	Total Asylum-Seekers
47,779	956

Women and Children 123,947 — 74 %

Female 84,497 — 51 %

Elderly (60+) 5,689 — 3 %

Youth (15-24) 47,608 — 29 %

Main Hosting Locations

Zone	HHs	Individuals
Ranch 1	34,871	106,769
Ranch 37	12,892	60,006

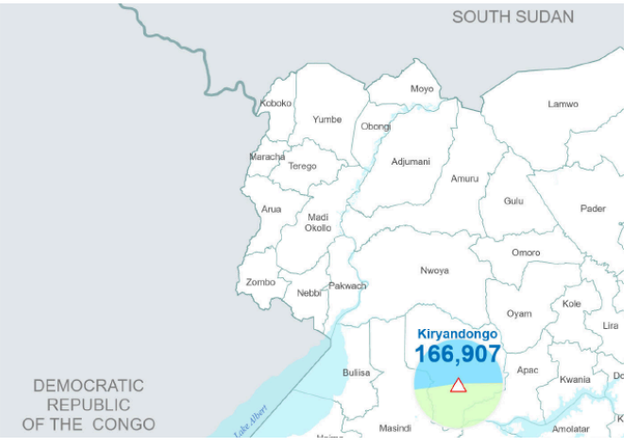

Main Countries of Origin

Main Countries of Origin	Total
South Sudan	86,791
Sudan	79,430
DR Congo	396
Kenya	196

Age & Gender Breakdown

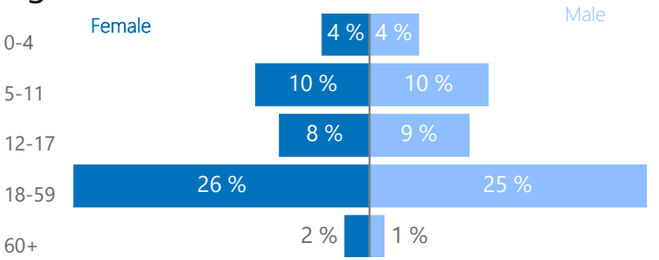

New Registration by Month

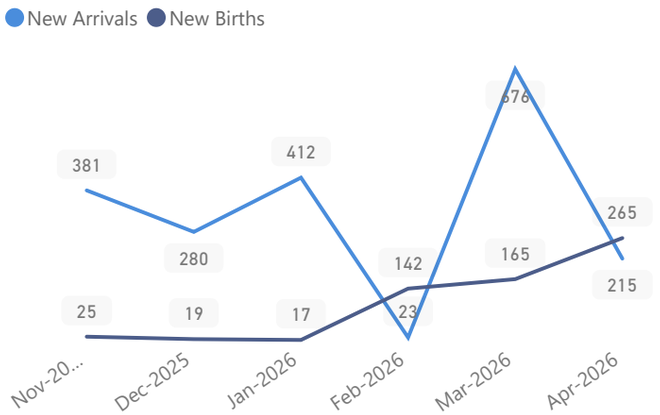

Main Occupations

8% Have occupation

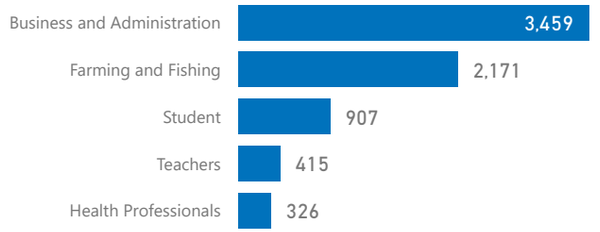

* Age is between 18 - 59 years for Occupation

Main Specific Needs

11,232 7,109

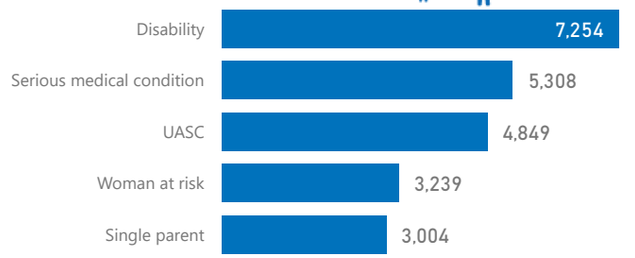

Source: Statistics - OPM (proGres)

Feedback: ugakareg@unhcr.org

Creation date: 01-May-2026

UGANDA- POPULATION DASHBOARD

ANNEX III - SETTLEMENT PROFILES 30-Apr-2026

Kyaka II

Total Population	Total Refugees
138,623	135,040
Total Households	Total Asylum-Seekers
35,787	3,583

Women and Children 108,631

78 %

Female 70,533

51 %

Elderly (60+) 4,066

3 %

Youth (15-24) 29,569

21 %

Main Hosting Locations

Zone	HHs	Individuals
Bwiriza	6,529	23,990
Sweswe	6,483	23,835
Byabakora	5,659	22,964
Mukondo	4,796	19,460
Itambabiniga	4,728	18,040

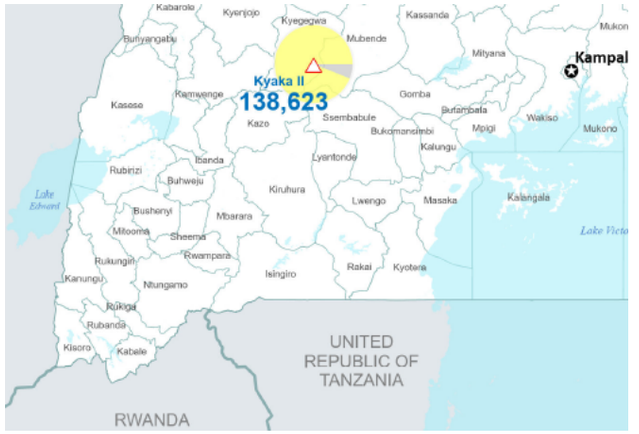

Main Countries of Origin

	Total
DR Congo	130,418
Rwanda	4,422
Burundi	3,661
South Sudan	55

Age & Gender Breakdown

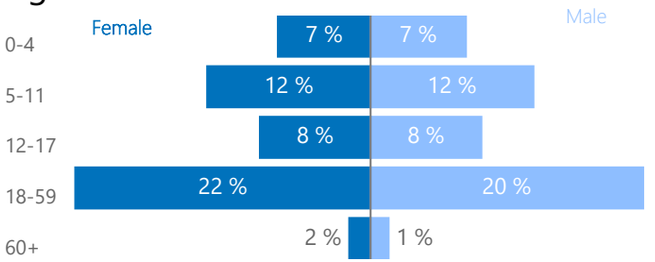

New Registration by Month

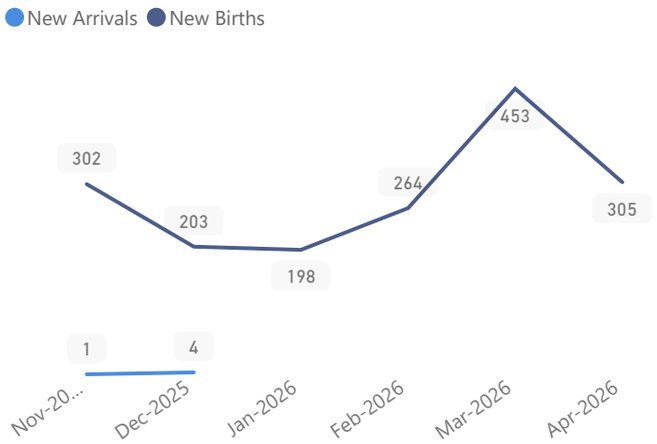

Main Occupations

18% Have occupation

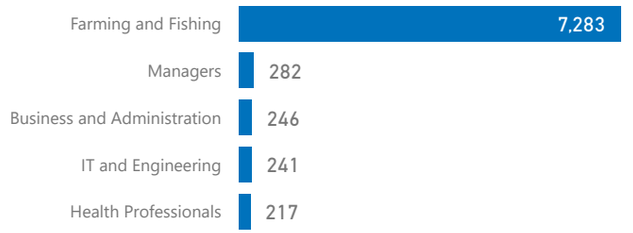

* Age is between 18 - 59 years for Occupation

Main Specific Needs

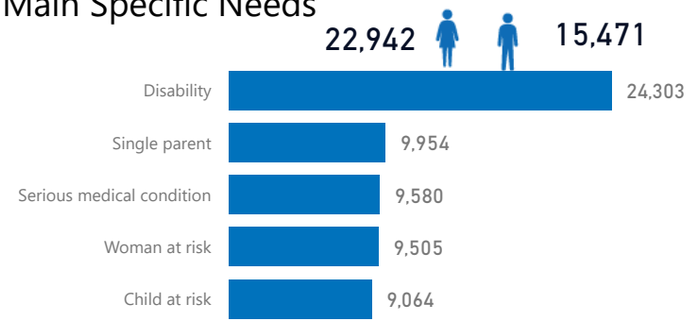

UGANDA- POPULATION DASHBOARD

ANNEX III - SETTLEMENT PROFILES 30-Apr-2026

Lobule

Total Population	Total Refugees
6,528	6,528
Total Households	Total Asylum-Seekers
980	0

Women and Children 5,220 — 80 %

Female 3,425 — 52 %

Elderly (60+) 224 — 3 %

Youth (15-24) 2,050 — 31 %

Main Hosting Locations

Zone	HHs	Individuals
Zone B	505	3,427
Zone A	475	3,101

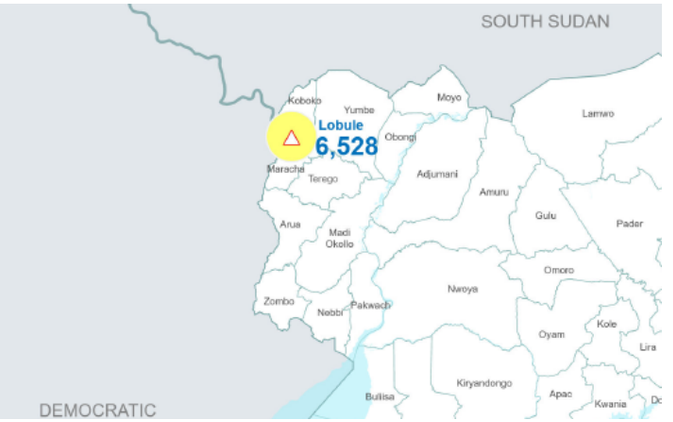

Main Countries of Origin

	Total
DR Congo	6,481
South Sudan	47

Age & Gender Breakdown

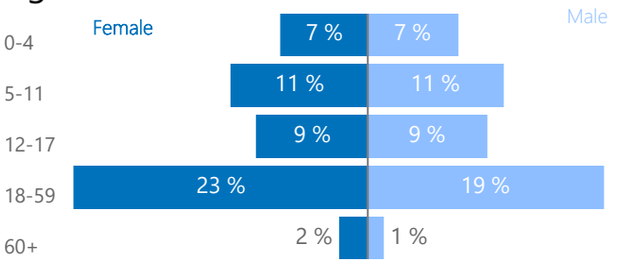

New Registration by Month

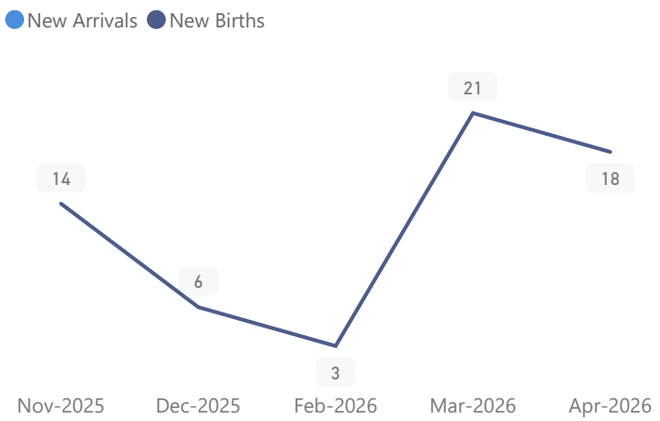

Main Occupations

28% Have occupation

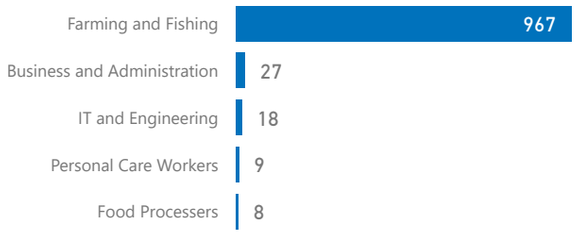

* Age is between 18 - 59 years for Occupation

Main Specific Needs

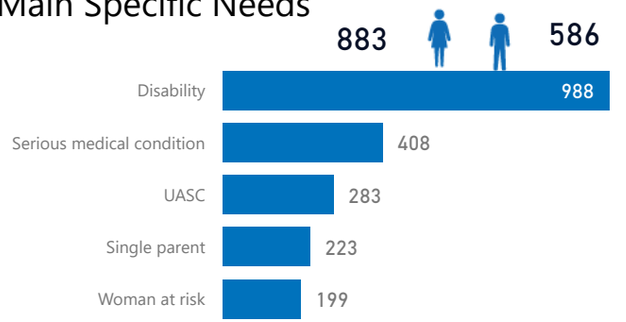

UGANDA- POPULATION DASHBOARD

ANNEX III - SETTLEMENT PROFILES 30-Apr-2026

Kyangwali

Total Population	Total Refugees
157,991	157,125
Total Households	**Total Asylum-Seekers**
46,717	866

Women and Children 127,131 — 80 %

Female 83,731 — 53 %

Elderly (60+) 5,637 — 4 %

Youth (15-24) 31,311 — 20 %

Main Hosting Locations

Zone	HHs	Individuals
Kyebitaka	2,879	12,102
Bukinda	5,455	11,928
Kagoma	2,562	8,540
Mombasa	2,023	8,002
Mukunyu A	2,784	7,938
Karuhinda	2,257	7,640
Waibuga	2,204	7,617
Kentomi	2,405	7,612
Malumba	1,929	6,622
Nyampindu	2,014	6,379

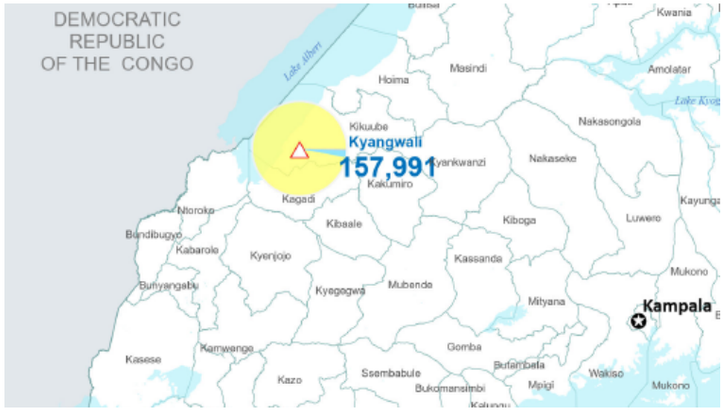

Main Countries of Origin

	Total
DR Congo	153,408
South Sudan	3,795
Rwanda	634
Burundi	132

Age & Gender Breakdown

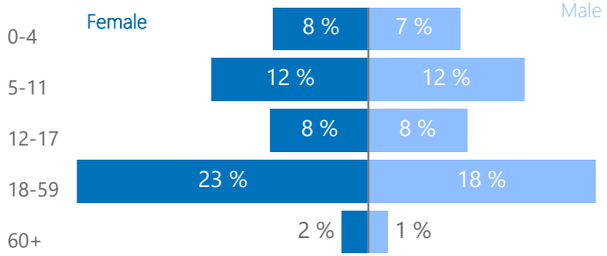

New Registration by Month

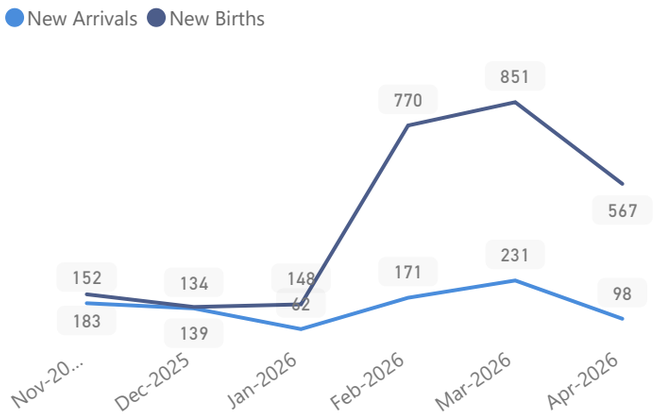

Main Occupations

36% Have occupation

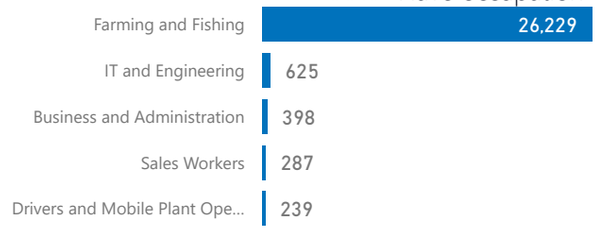

* Age is between 18 - 59 years for Occupation

Main Specific Needs

22,987 — 11,535

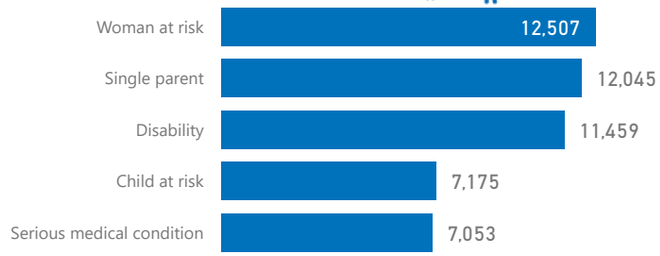

UGANDA- POPULATION DASHBOARD

ANNEX III - SETTLEMENT PROFILES 30-Apr-2026

Nakivale

Total Population	Total Refugees
281,357	274,543
Total Households	Total Asylum-Seekers
106,723	6,814

Women and Children 207,232 — 74 %

Female 141,120 — 50 %

Elderly (60+) 7,937 — 3 %

Youth (15-24) 67,653 — 24 %

Main Hosting Locations

Zone	HHs	Individuals
Rubondo	38,725	106,371
Juru	47,609	100,344
Base Camp	19,728	73,254

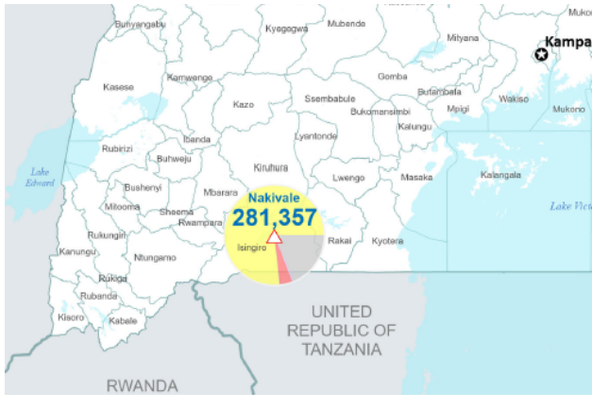

Main Countries of Origin

Main Countries of Origin	Total
DR Congo	215,692
Burundi	35,578
Rwanda	15,858
Somalia	11,548

Age & Gender Breakdown

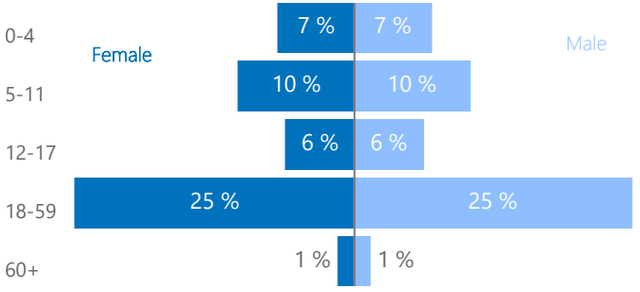

New Registration by Month

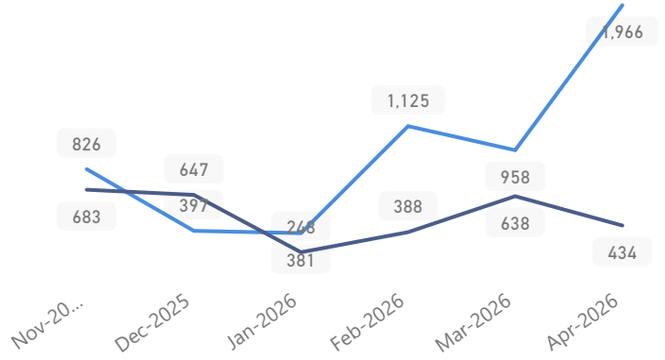

Main Occupations

14% Have occupation

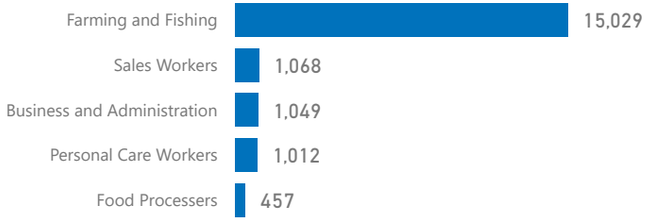

* Age is between 18 - 59 years for Occupation

Main Specific Needs

24,277 — 16,372

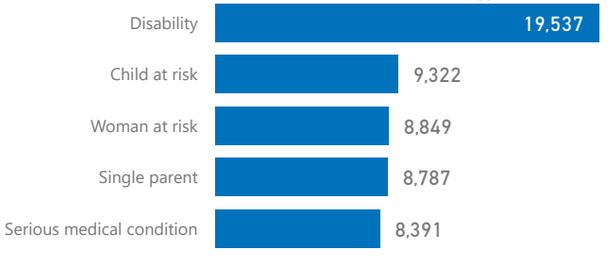

Source: Statistics - OPM (proGres)

Feedback: ugakareg@unhcr.org

Creation date: 01-May-2026

UGANDA- POPULATION DASHBOARD

ANNEX III - SETTLEMENT PROFILES 30-Apr-2026

Oruchinga

Total Population	Total Refugees
8,238	8,238
Total Households	Total Asylum-Seekers
1,725	0

Women and Children 6,365 — 77 %

Female 4,232 — 51 %

Elderly (60+) 311 — 4 %

Youth (15-24) 1,922 — 23 %

Main Hosting Locations

Zone	HHs	Individuals
Kifunjo	541	2,405
Michinga	428	2,110
Busheka	428	2,052

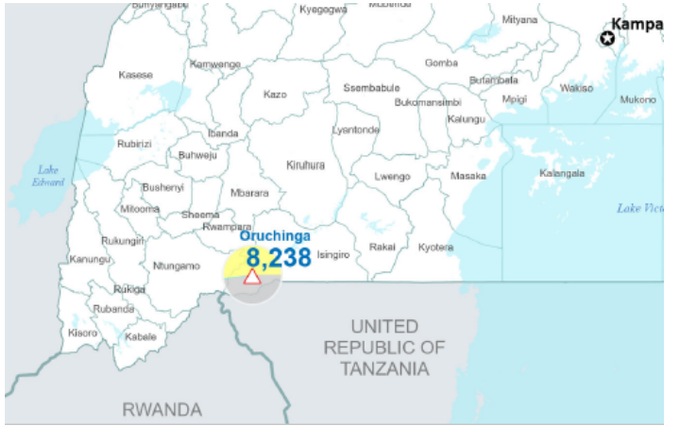

Main Countries of Origin

	Total
DR Congo	4,270
Rwanda	2,187
Burundi	1,713
South Sudan	67

Age & Gender Breakdown

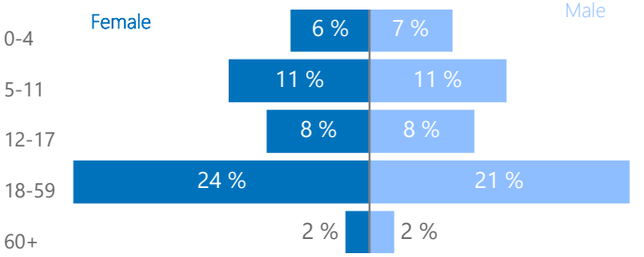

New Registration by Month

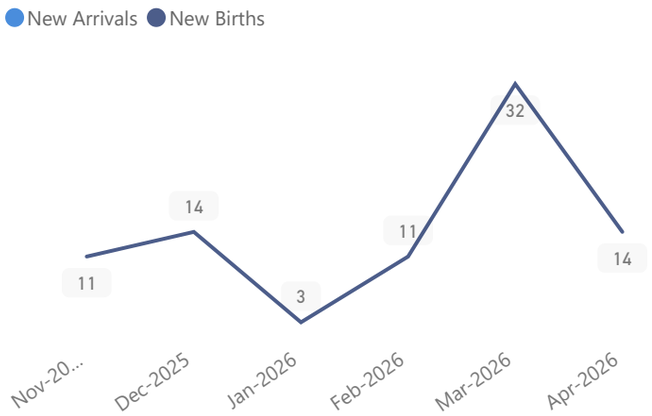

Main Occupations

30% Have occupation

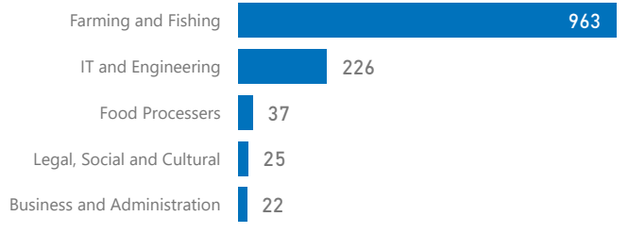

* Age is between 18 - 59 years for Occupation

Main Specific Needs

1,391 998

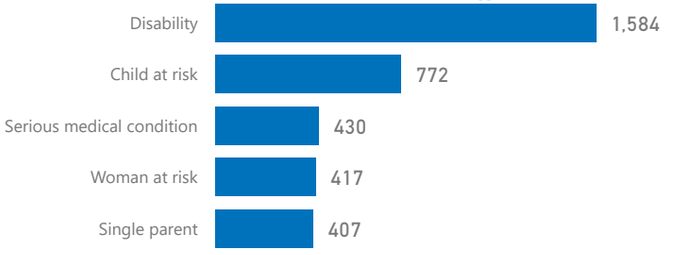

UGANDA- POPULATION DASHBOARD

ANNEX III - SETTLEMENT PROFILES 30-Apr-2026

Palabek

Total Population	Total Refugees
98,882	96,756
Total Households	Total Asylum-Seekers
21,377	2,126

Women and Children 80,509 — 81 %

Female 49,912 — 50 %

Elderly (60+) 1,814 — 2 %

Youth (15-24) 28,413 — 29 %

Main Hosting Locations

Zone	HHs	Individuals
Zone 6	3,787	18,552
Zone 8	4,767	18,374
Zone 5B	2,895	13,546
Zone 7	2,245	11,583
Zone 4	1,962	8,944
Zone 5A	1,434	8,198
Zone 3	1,188	6,287
Zone 9	957	4,624
Zone 1	1,056	4,527
Zone 2	1,082	4,235

Main Countries of Origin	Total
South Sudan	98,584
Sudan	245
DR Congo	53

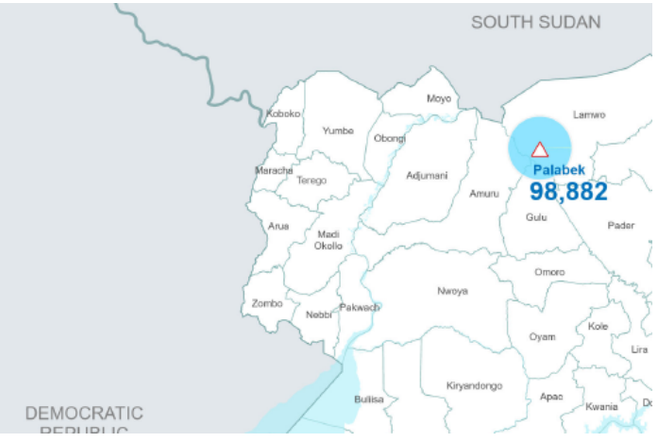

Age & Gender Breakdown

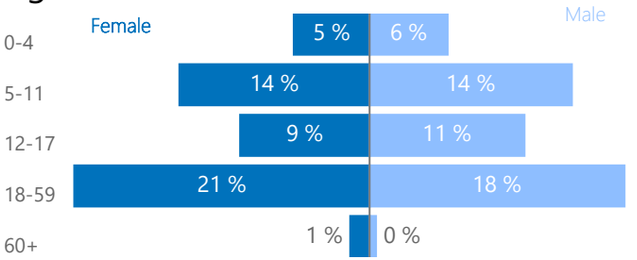

New Registration by Month

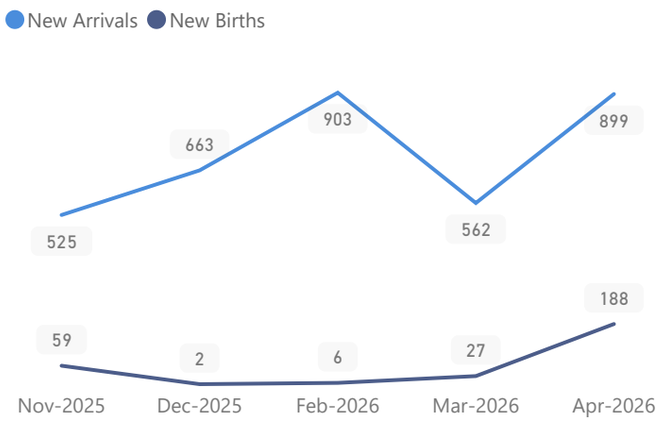

Main Occupations

13% Have occupation

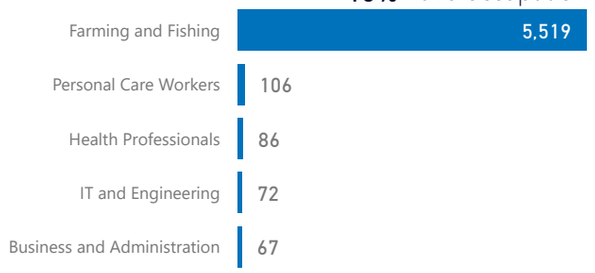

* Age is between 18 - 59 years for Occupation

Main Specific Needs

4,973 2,963

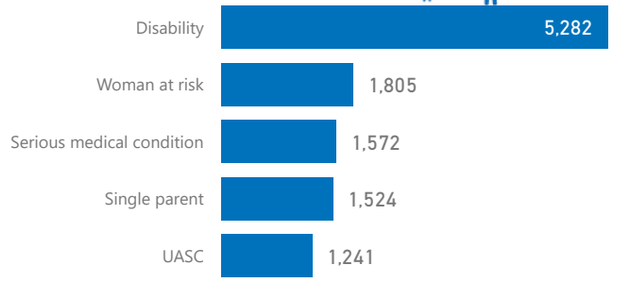

UGANDA- POPULATION DASHBOARD

ANNEX III - SETTLEMENT PROFILES 30-Apr-2026

Palorinya

Total Population	Total Refugees
144,330	143,648
Total Households	Total Asylum-Seekers
28,896	682

Women and Children 111,985 — 78 %

Female 75,789 — 53 %

Elderly (60+) 6,141 — 4 %

Youth (15-24) 40,305 — 28 %

Main Hosting Locations

Zone	HHs	Individuals
Morobi	9,542	48,049
Dongo West	5,204	25,807
Chinyi	4,361	20,296
Dongo East	3,335	16,459
Basecamp Ibakwe	2,761	15,727
Belemaling	2,117	10,769
Budri	1,574	7,213

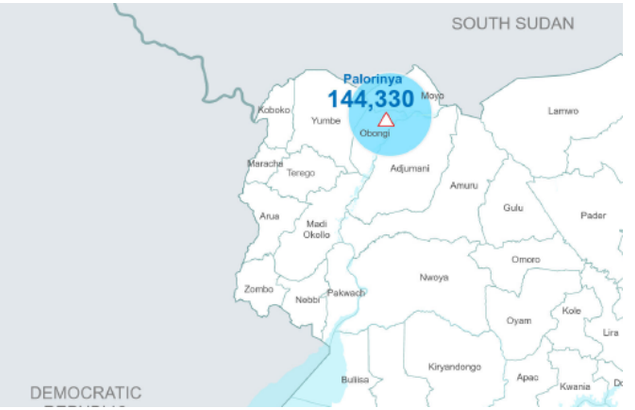

Main Countries of Origin

	Total
South Sudan	144,233
DR Congo	54
Sudan	42
Congo, Republic of the	1

Age & Gender Breakdown

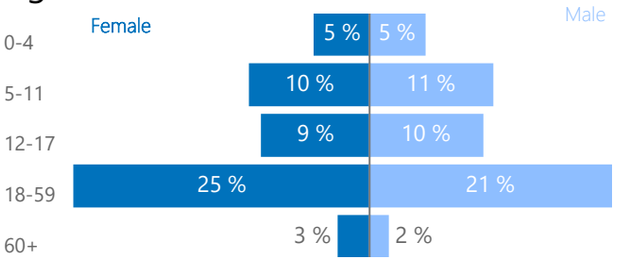

New Registration by Month

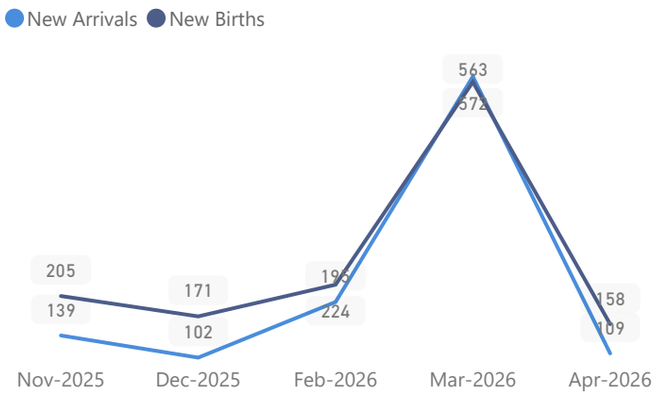

Main Occupations

12% Have occupation

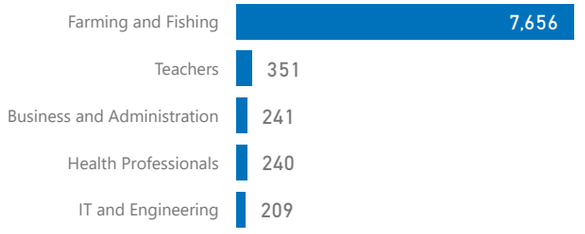

* Age is between 18 - 59 years for Occupation

Main Specific Needs

12,567 6,953

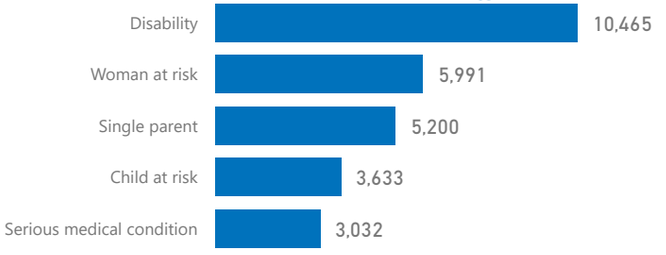

UGANDA- POPULATION DASHBOARD

ANNEX III - SETTLEMENT PROFILES 30-Apr-2026

Rhino

Total Population	Total Refugees
204,257	202,432
Total Households	Total Asylum-Seekers
41,126	1,825

Women and Children 162,439 — 80 %

Female 103,723 — 51 %

Elderly (60+) 4,184 — 2 %

Youth (15-24) 59,737 — 29 %

Main Hosting Locations

Zone	HHs	Individuals
Zone 7	10,352	52,642
Zone 2	8,756	35,627
Zone 3	6,966	32,368
Zone 6	4,997	27,662
Zone 1	2,394	16,294
Zone 4	2,565	15,125
Zone 5	1,881	14,912
Zone 8	3,212	9,597

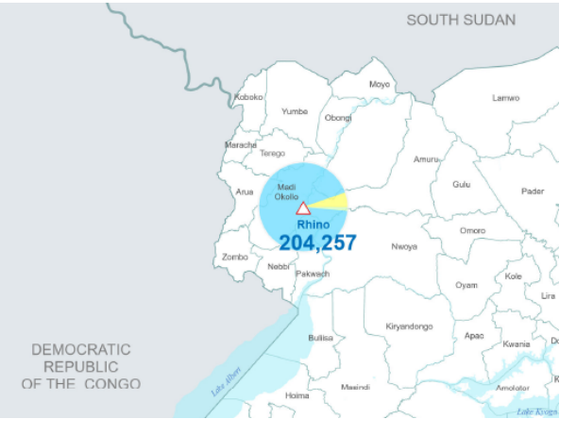

Main Countries of Origin

	Total
South Sudan	190,449
DR Congo	10,771
Sudan	2,920
Rwanda	45

Age & Gender Breakdown

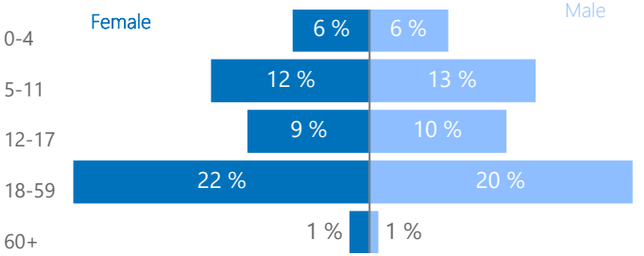

New Registration by Month

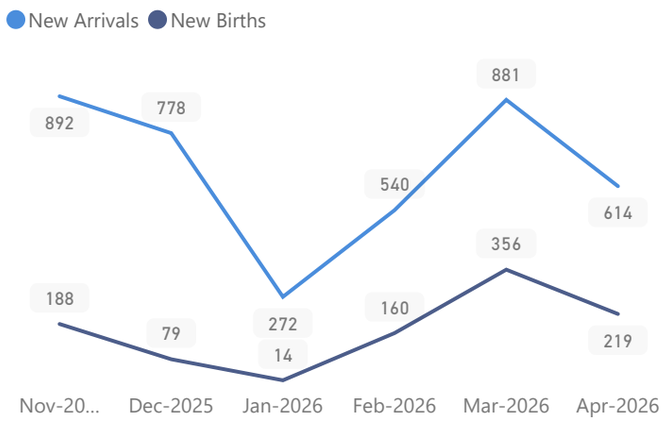

Main Occupations

6% Have occupation

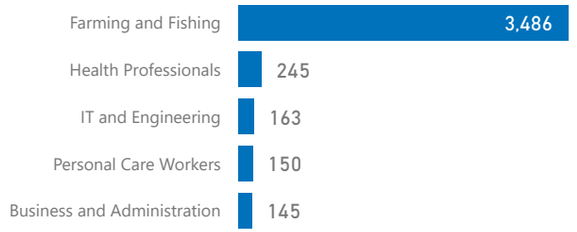

* Age is between 18 - 59 years for Occupation

Main Specific Needs

18,168 12,530

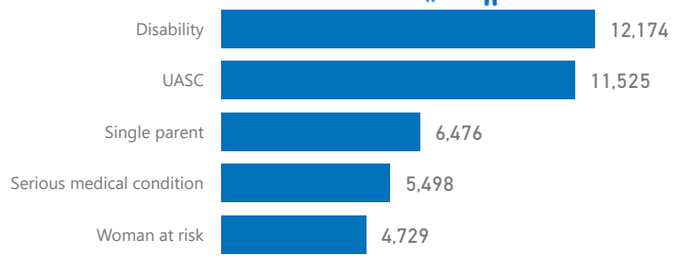

UGANDA- POPULATION DASHBOARD

ANNEX III - SETTLEMENT PROFILES 30-Apr-2026

Rwamwanja

Total Population	Total Refugees
108,799	106,772
Total Households	Total Asylum-Seekers
26,351	2,027

Women and Children 86,421

79 %

Elderly (60+) 3,184

3 %

Female 55,755

51 %

Youth (15-24) 23,865

22 %

Main Hosting Locations

Zone	HHs	Individuals
Kyempango	10,999	40,377
Kaihora	3,291	14,240
Ntenungi	3,462	12,802
Mahani	2,392	11,442
Nkoma	1,807	9,227
Base Camp	1,970	8,944
Mahiga	957	4,637
Kikuura	665	2,993
Waijagahe	431	2,260
Buguta	354	1,814

Main Countries of Origin	Total
DR Congo	108,178
Rwanda	368
South Sudan	169
Burundi	72

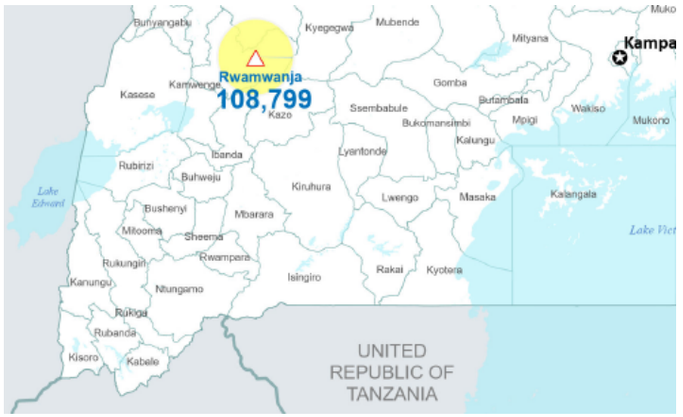

Age & Gender Breakdown

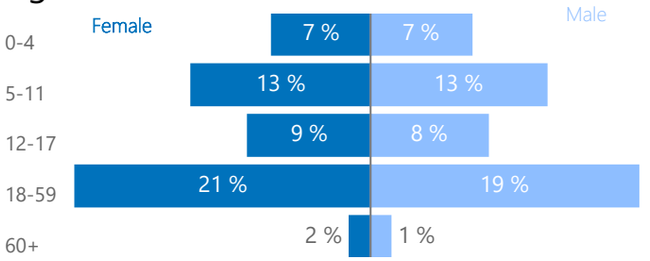

New Registration by Month

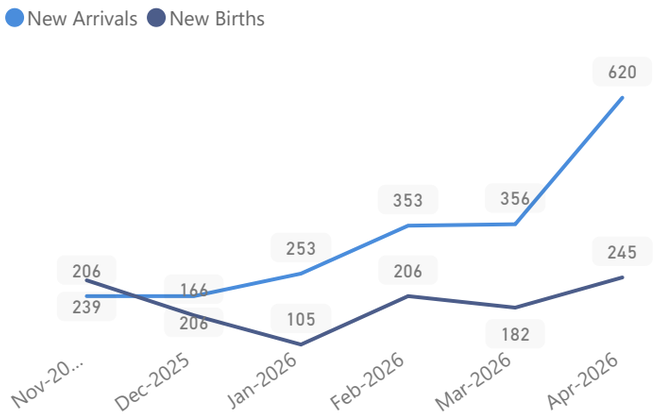

Main Occupations

40% Have occupation

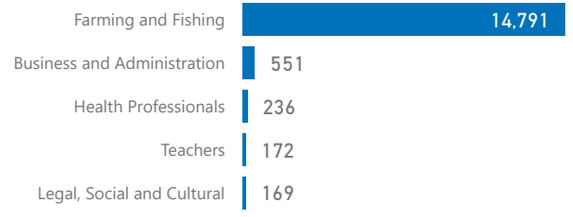

* Age is between 18 - 59 years for Occupation

Main Specific Needs
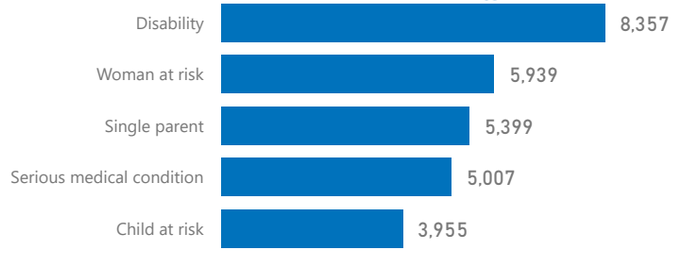
12,378 7,569