CHAD: FORCIBLY DISPLACED PERSONS

April 2026

KEY FIGURES ON FORCIBLY DISPLACED PERSONS

2, 245, 300
Total

1, 529, 834
Refugees

9, 347
Asylum seekers

219, 595
Internally displaced persons (Lake)

486, 524*
Returned migrants

Others keys figures

18, 887
Cameroonian refugees assisted for voluntary repatriation

926, 421
New arrivals from Sudan since April 2023

** Returned migrants at risk of statelessness from: Niger, CAR, and Sudan.*

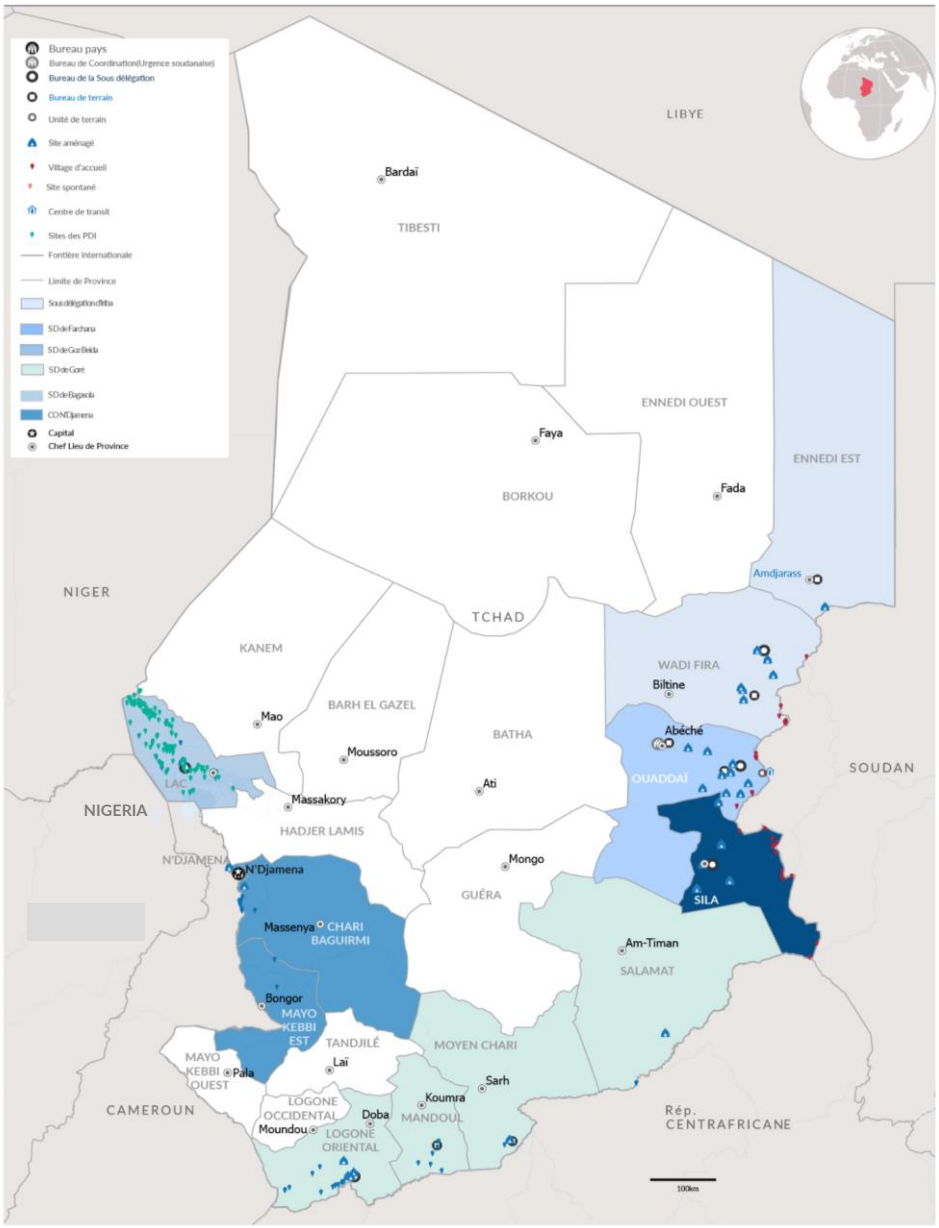

REFUGEES AND ASYLUM SEEKERS

Age Cohort

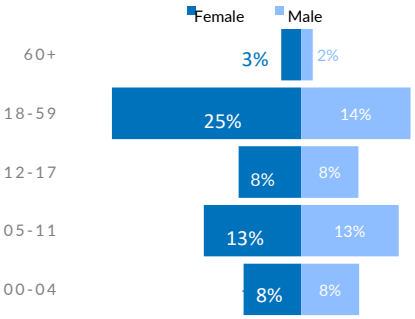

By Country of Origin

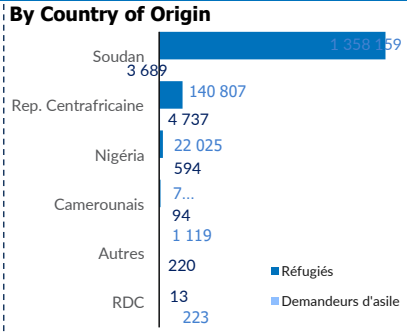

By Sub Office

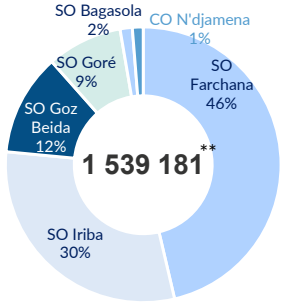

*** Population réfugié et demandeurs d'asile*

57% of the population of refugees and asylum seekers in Chad are children.

54% of the female population are of childbearing age (13-49 years).

67% of the population of refugees and asylum seekers in Chad live in planned sites.

20% of the population of people with specific needs are people living with disabilities.

88% of the population of refugee and asylum-seeking children in Chad are of school age,

1,211 Students receive scholarships, including 278 through the DAFI programme and 655 thanks to CBI support.

Contact : UNHCR Chad Dima| chdndata@unhcr.org

Sources : CNARR, UNHCR, Cluster CCCM, OIM-DTM

CHAD: FORCIBLY DISPLACED PERSONS

30 Apr. 2026

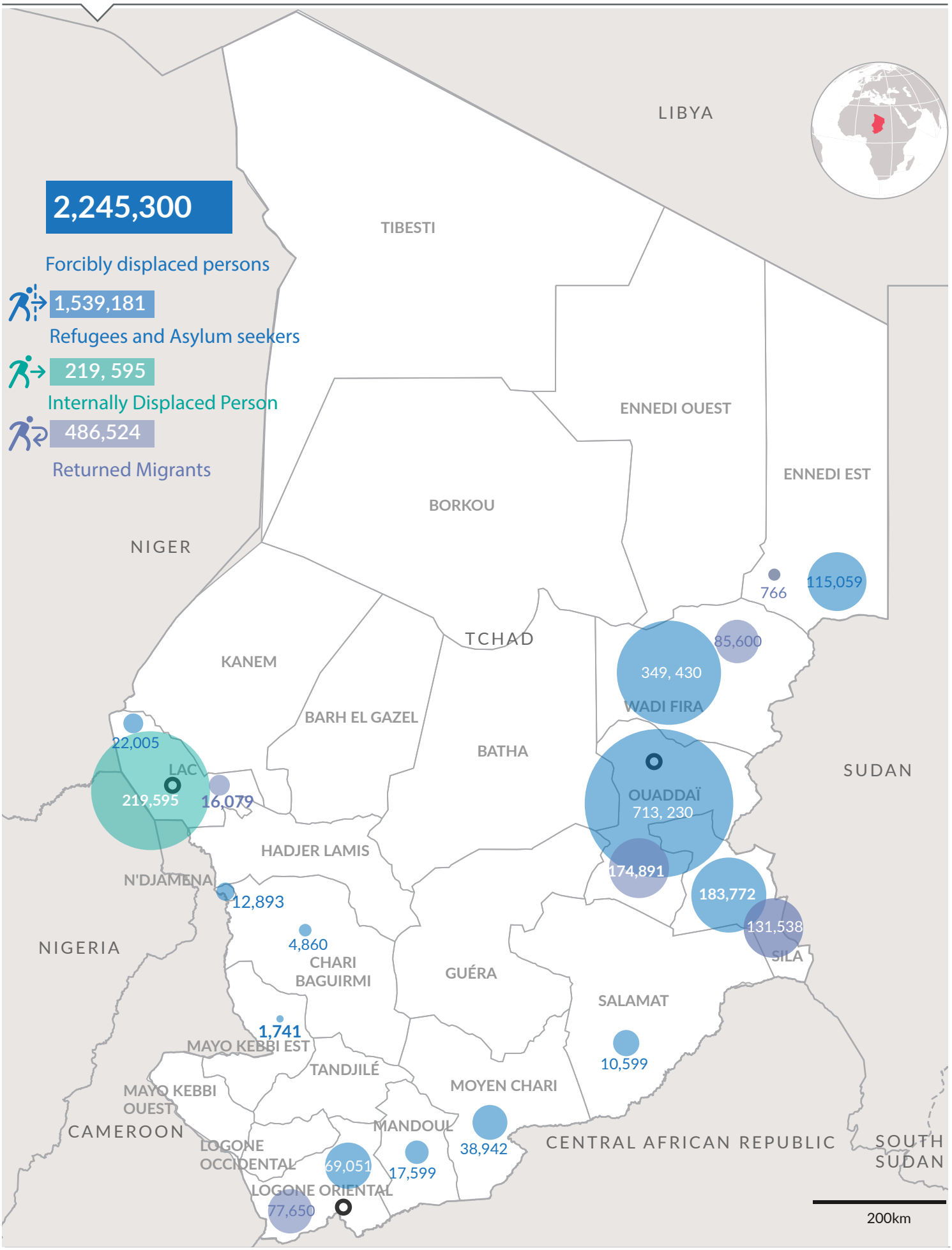

The boundaries and names shown and the designations used on this map do not imply official endorsement or acceptance by the United Nations.

Date: 04 may. 2026 **Sources:** UNCS, UNHCR, **IOM** **Auteur:** UNHCR CHAD|ODM **Feedback:** chdndata@unhcr.org

CHAD: REFUGEES AND ASYLUM SEEKERS

April 2026

1, 539, 181
INDIVIDUALS

377, 296
HOUSEHOLDS

By Province

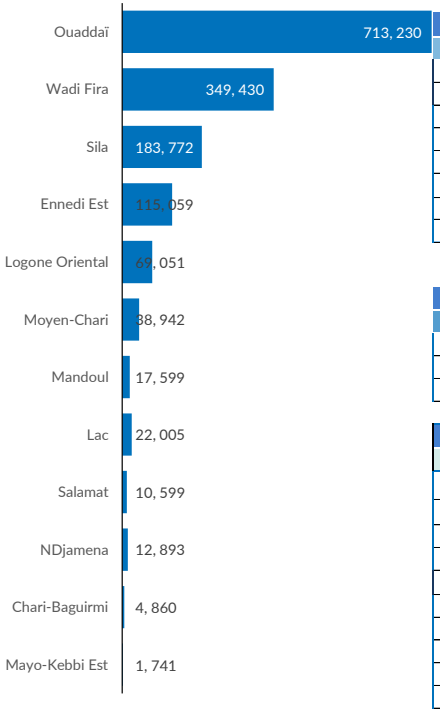

SO Bagasola	
22, 005	
Dar es Salam*	18, 494
Bol	1, 688
NGouboua	511
Kiskawa	616
Liwa	349
Tchoukoutalia	184
Autres	163

BO N'Djamena	
19, 494	
N'Djaména	12, 893
Mayo-Kebbi Est	1, 741
Chari-Baguirmi	4, 860

SO Gore	
136, 191	
Belom*	25, 911
Villages Moy. Chari	13, 031
Villages Logone Or.	15, 553
Dosseye*	15, 703
Doholo*	14, 707
Amboko*	12, 096
Gondjé*	10, 992
Villages Moïssala	17, 599
Moyo*	8, 557
Villages Daha 1 & 2	2, 042

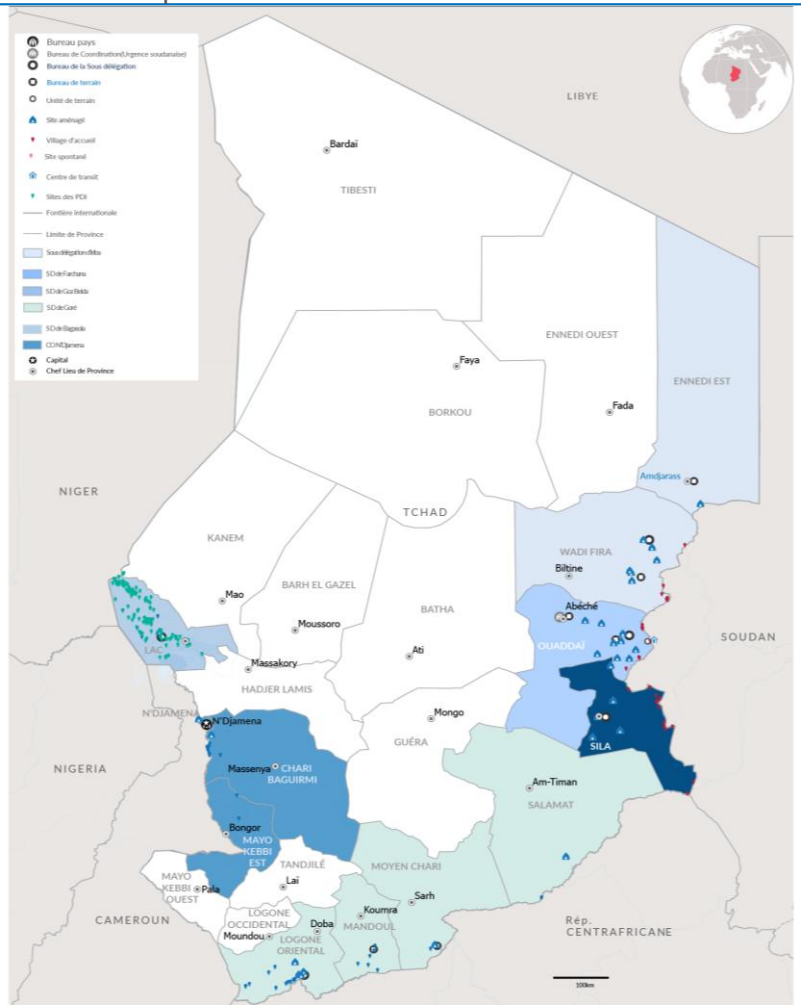

Abeche Coordination Office
1, 361, 491

SO Iriba	
464, 489	
Touloum*	68, 421
Am Nabak*	33, 812
Iridimi*	42, 087
Goudrane	49,762
Frontières	9,509
FO Amdjarass	
115, 059	
Oure Cassoni*	115, 059
FO Guéréda	
145, 839	
Mile*	62, 345
Kounoungou*	28, 924
Koursigue*	13, 131
Marasabre	35, 297
Maiba	179
Birak	2, 761
Koulbous	3, 202

SO Farchana	
713, 230	
Farchana*	57, 691
Aboutengué*	48, 876
Metche*	43, 345
Gaga*	41, 600
Adre	232, 882
Border(Ouaddaï)	26, 934
FO Abeche	
38, 451	
Kouchaguine- M.*	28, 987
Abéché et Abougoudam	9, 464
FO Hadjer Hadid	
223, 451	
Bredjing*	57, 777
Alacha*	53, 119
Treguine*	31, 806
Arkoum*	60, 030
Dougui*	20, 719

FO Goz Beida	
183 772	
Goz Amir*	46, 341
Zabout*	55, 659
Djabal*	38, 779
Kerfi	11, 910
Border(Sila)	31, 083

Principales nationalités(Ref. & ASY)

1, 361, 848
SUDANESE
Essentially located in the 21 planned sites and 1 reception village in the East and in urban areas.

145, 544
CENTRAL AFRICANS
Located in the six camps, sites, and ho villages in the South and in urban areas.

22, 619
NIGERIANS
Primarily located in the Dar Es Salam camp and host villages in the Lake Province as well as in urban areas.

7, 595
CAMEROONIANS
Mainly composed of populations who fled intercommunal clashes in the Logone and Chari department in Cameroon. They are located in the two camps around N'Djamena and on the banks of the Logone River.

1, 575
OTHER NATIONALITIES
Outside the major nationalities, there are individuals of various origins: Algeria, Benin, Burkina Faso, Burundi, Côte d'Ivoire, Republic of the Congo, Egypt, Eritrea, Ethiopia, Gabon, Libya, Mali, Islamic Republic of Iran, Rwanda, Senegal, Somalia, South Sudan, Palestine, Yemen.

KEY FIGURES ON THE SUDANESE CRISIS

926, 421
New arrivals from Sudan 2023.

409, 819
Sudanese refugees in Chad before the 2023 crisis.

* Planned site

Sources : CNARR/UNHCR

Feedback: DIMA| chdndata@unhcr.org