

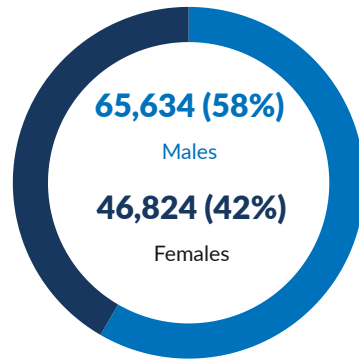


Legal Status

Urban or DC

Gender

Mantika



23,591 (21%)
Boys

40,730 (36%)
Men

25,460 (23%)
Single Males

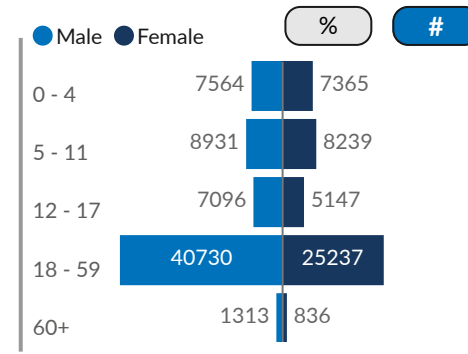
1,313 (1%)
Elderly Men (60+)

20,751 (18%)
Girls

25,237 (22%)
Women

3,191 (3%)
Single Females

836 (1%)
Elderly Women (60+)

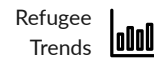
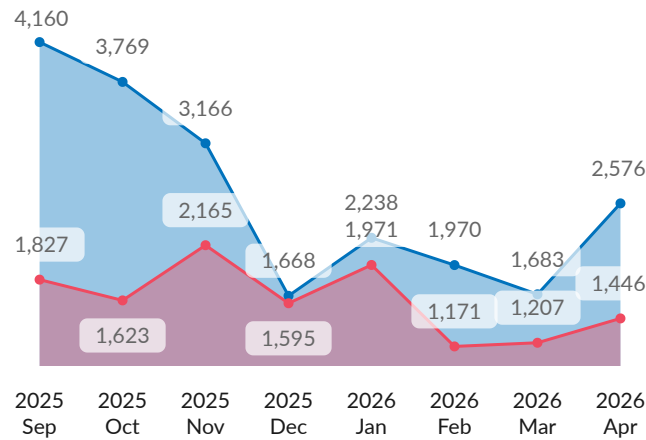


Place of Residence

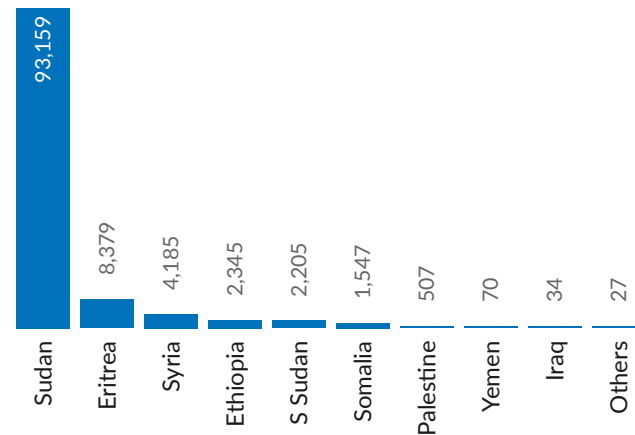
Mantika	# of Individuals	% of Individuals
Tripoli	47,694	42.41%
Aljgara	29,446	26.18%
Misrata	9,765	8.68%
Azzawya	7,873	7.00%
Zwara	4,111	3.66%
Almargeb	3,956	3.52%
Benghazi	2,878	2.56%
Unknown	2,078	1.85%
Al Jabal Al Gharbi	1,460	1.30%
Ejdabia	579	0.51%
Al Jabal Al Akhdar	484	0.43%
Sebha	377	0.34%
Nalut	292	0.26%
Murzuq	250	0.22%
Tobruk	233	0.21%
Sirt	217	0.19%
Almarj	199	0.18%
Wadi Ashshati	154	0.14%
Ubari	118	0.10%
Alkufra	111	0.10%
Derna	100	0.09%
Aljufra	81	0.07%
Ghat	2	0.00%

New Registration / Closure

● New Registration ● Closure

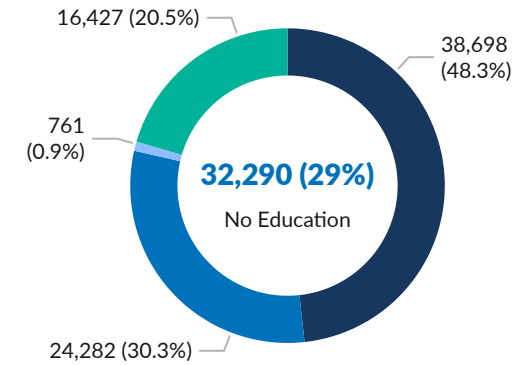


Nationality



Education level in the country of origin

● High School ● Primary ● Technical ● University

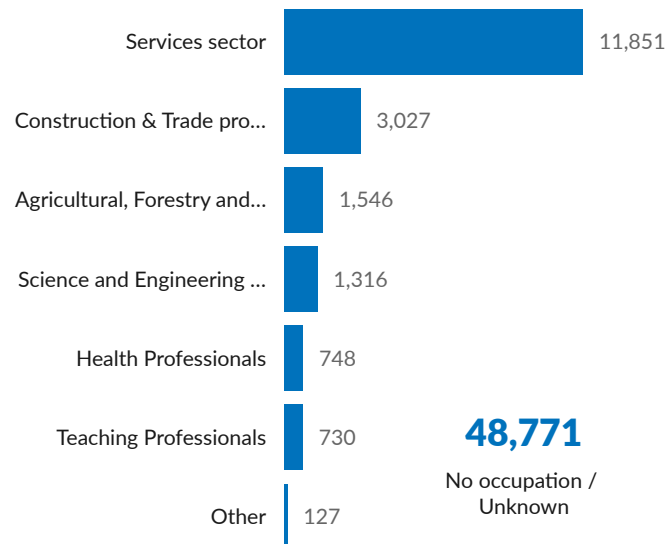


Specific Needs Categories

Categories	Individuals	% Value
Child at risk	17,080	16.29%
Disability	2,043	1.95%
Family unity	2,340	2.23%
Older person at risk	640	0.61%
Serious medical condition	9,675	9.23%
SGBV	2,957	2.82%
Single parent	4,091	3.90%
Specific legal and physical protection needs	53,267	50.80%
Torture	1,661	1.58%
Unaccompanied or separated child	2,441	2.33%
Woman at risk	8,661	8.26%

* Specific needs categories can only be filtered by Nationality

Occupation in the country of origin



* data contains only adult population

Location Map

