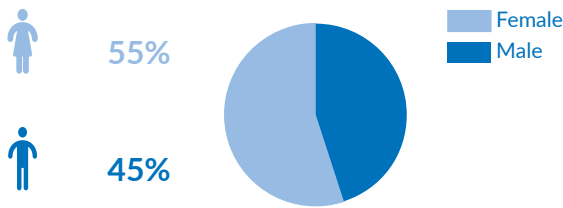


Context

This infographic provides a weekly update on UNHCR-assisted Afghan nationals returning from Pakistan, Iran, Tajikistan and other countries. It details both voluntary repatriation as well as other returns. It categorizes the total numbers of returns by age, gender and documentation type, offering a clear demographic snapshot. Additionally, the infographic traces the flow of returnees from January to present, highlighting trends and changes over time. This visual representation serves as a vital tool for understanding the dynamics of Afghan nationals return, aiding stakeholders in making informed decisions and assessments regarding their integration and support.

Key figures


11,500 from 03 May - 09 May 2026



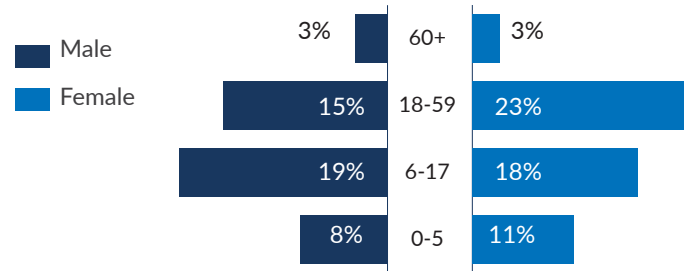
56% of returnees are minors (below 18)

41% of returnee households are female-headed

Assisted Returnees by documentation type



Assisted Returnees Demographics



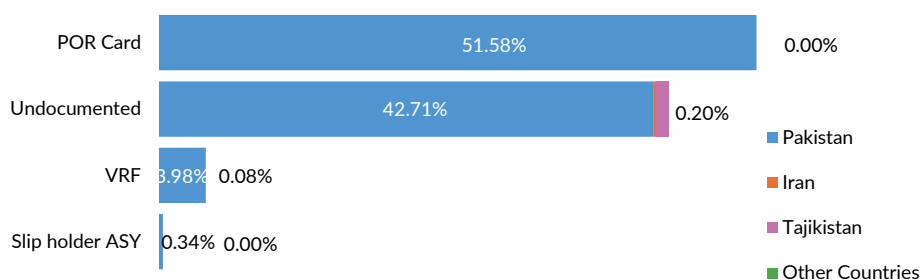
82% of the assisted are **women & children**

55% of the returnees are **women**

Gender breakdown of returnees assisted through CBI.

Return category	Male	Female	Total
POR Card	2,684	3,255	5,939
Undocumented	2,240	2,830	5,070
VRF	205	262	467
Slip holder ASY	21	18	39
Grand Total	5,150	6,365	11,515

Returned by documentation and country of asylum



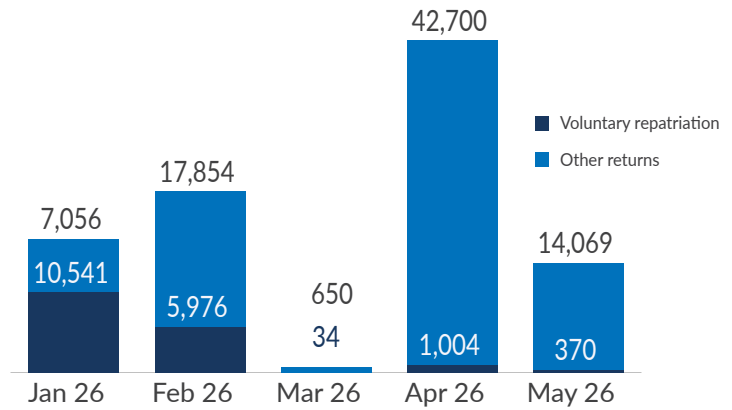
Assistance provided to returnees

Since 15 September 2023 : 898,493

Since 1 January 2026: 115,945

The assistance includes CBI, Transportation, Core Relief Items and Hot-Meals.

Return Trends



Return category by country of return

Return category	Pakistan	Iran	Tajikistan	Other	Total
POR Card	5,939	-	-	-	5,939
Undocumented	4,918	23	129	-	5,070
VRF	458	9	-	-	467
Slip holder ASY	39	-	-	-	39
Grand Total	11,354	32	129	-	11,515

Map of showing the intended district of return

