

# Sudanese return from neighbouring countries

as of 15 May 2026

**4.4 M**  
Sudanese refugees in neighbouring countries

**1.01 M**  
Sudanese return from abroad since 2024

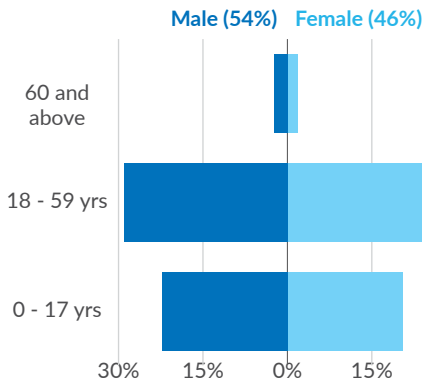
Country	Cross border movement	Primary asylum Country	Returnees	Pendular movements	Onward movements
Egypt*	645K	568K	98%	1.3%	0.6%
South Sudan*	218K	218K	84%	7%	9%
Chad*	82K	82K	60%	25%	15%
GCC*	57K	57K		Unknown	
Uganda*	6.8K	6.8K		Unknown	
Libya*	3K	80K		Unknown	
Ethiopia*	1K	1K	56%	30%	14%

**Returnees:** Estimated number of people who are not planning to move onwards to another country.

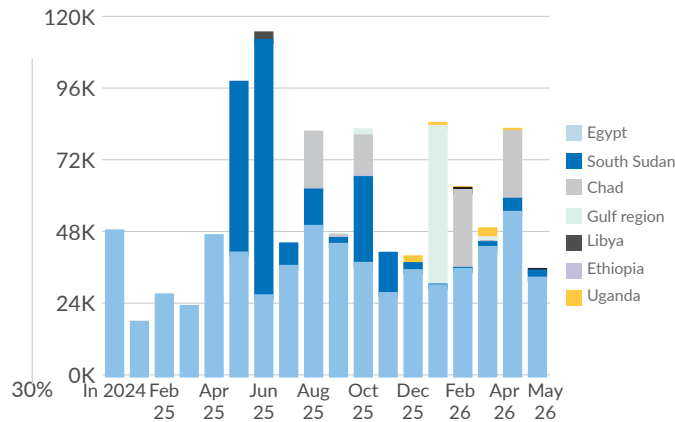
**Pendular movements:** Estimated number of people who are planning to return to the country they arrived from.

**Onward movements:** Estimated number of people who are planning to move to another country (other than the one they arrived from).

### Age and gender

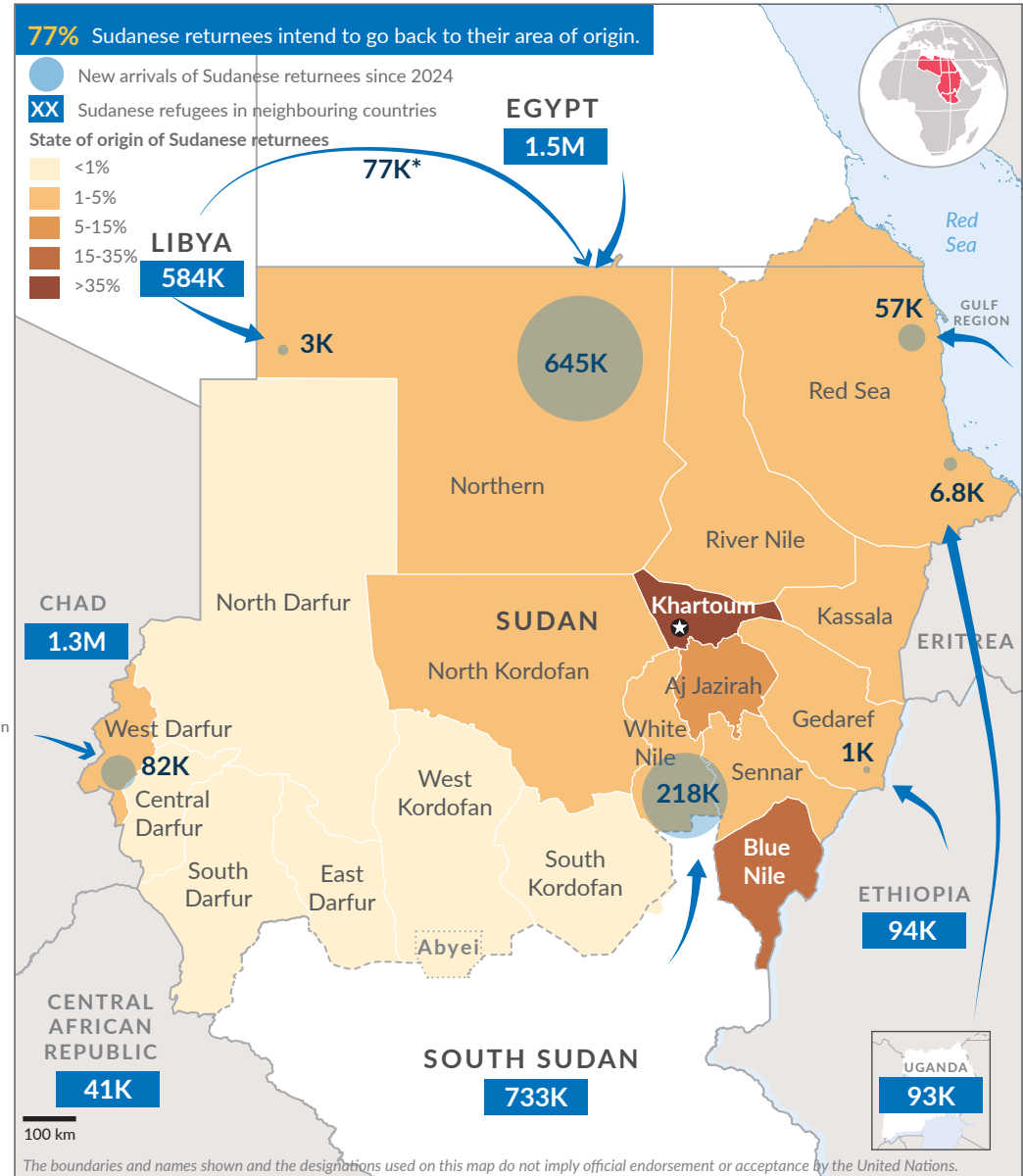


### Return trend



\* **Data source**

- **Egypt:** Border Authorities, UNHCR Border Monitoring, IOM DTM Return overview and cross-border monitoring reports.
- **South Sudan:** COR (Commissioner for Refugees), UNHCR Border Monitoring, IOM DTM Return overview and cross-border monitoring reports.
- **Chad:** IOM DTM Return overview and cross-border monitoring reports.
- **Gulf Cooperation Council (GCC):** IOM DTM Return overview and cross-border monitoring reports.
- **Libya:** UNHCR, IOM DTM Return overview and cross-border monitoring reports.
- **Ethiopia:** IOM DTM Return overview and cross-border monitoring reports.
- **Uganda:** UNHCR Red Sea Return movement tracking, IOM DTM Return overview.



Findings are based on sample border monitoring in Sudan which has been in place since July 2024. This monitoring does not identify registration status, refugee status, or other movement categories and therefore results should be read as indicative of the concerns raised by people returning to Sudan.

**49%**  
had applied for asylum in departing countries

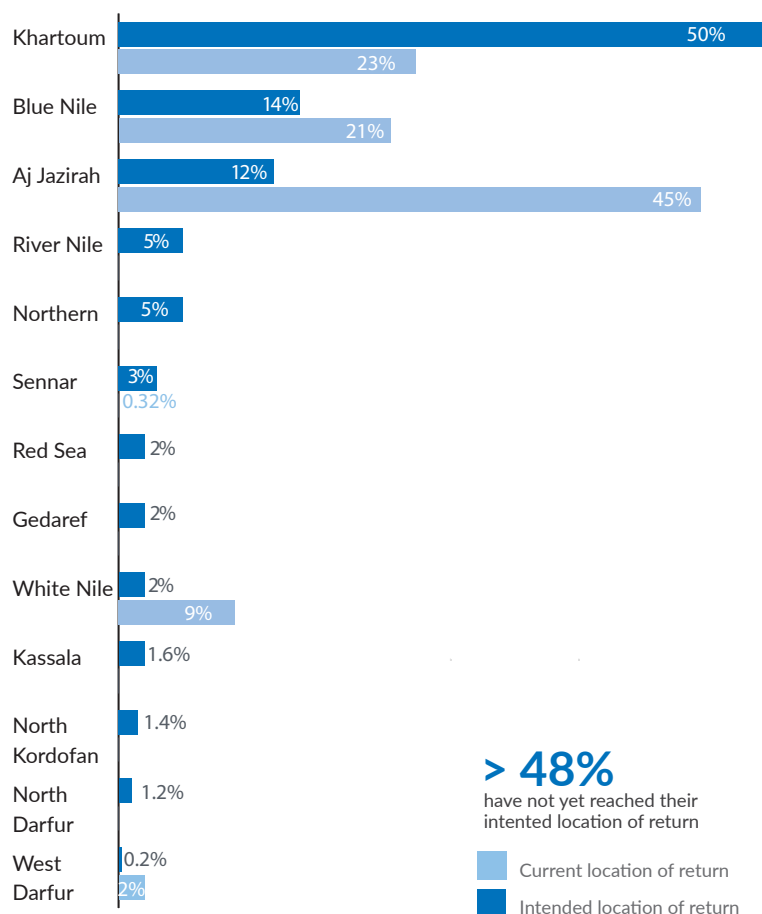
**65%**  
reported protection risks in departing countries

**63%**  
reported long processing times at the border

**18%**  
reported family members were left behind

**55%**  
participated in economic activities prior to displacement

### Intended state of return vs current location



### Assistance and protection priorities by intended state of return

	Khartoum	Aj Jazirah	Blue Nile	Northern	River Nile	Sennar	Red Sea	Gedaref	White Nile	Other State
<b>Priority assistance needs</b> (n= 4,640)										
Financial	94%	93%	61%	85%	91%	96%	88%	88%	93%	96%
Food	67%	71%	85%	77%	71%	71%	75%	80%	72%	70%
Health	45%	51%	65%	40%	53%	59%	38%	45%	42%	55%
Water	37%	47%	60%	30%	42%	52%	33%	49%	44%	55%
Sanitation	23%	29%	43%	15%	33%	30%	18%	31%	37%	39%
NFI	26%	28%	47%	13%	21%	36%	15%	24%	28%	33%
Shelter	29%	33%	59%	22%	28%	40%	15%	18%	23%	39%
MHPSS	21%	23%	16%	13%	31%	32%	18%	22%	30%	37%
Connectivity	14%	20%	8%	10%	17%	21%	10%	18%	19%	16%
<b>Protection priorities</b>										
Girls and women	19%	23%	34%	11%	24%	26%	13%	18%	19%	27%
Children	11%	16%	36%	7%	19%	12%	5%	12%	21%	15%
Elderly	10%	15%	18%	8%	19%	11%	5%	16%	12%	13%
Family reunification	10%	16%	16%	7%	6%	10%	8%	8%	16%	27%
Documentation	5%	8%	40%	5%	8%	11%	0%	8%	12%	9%
Legal assistance	7%	8%	16%	10%	14%	8%	8%	20%	16%	15%
Persons with disabilities	6%	9%	16%	5%	13%	10%	3%	10%	5%	11%
Access to asylum	10%	9%	11%	5%	7%	15%	8%	6%	12%	13%
Information	3%	6%	11%	3%	1%	8%	0%	4%	7%	6%