

UNHCR regularly collects data on asylum statistics in the Western Balkans, based on its own monitoring as well as information provided by authorities in each country.¹ This page presents an overview of data from **January to April 2026**.



ASYLUM INTENTIONS²

Between January-April 2026, **almost 5,500 intentions to apply for asylum were registered in the region**, mostly from Sudanese (41%), Egyptian (20%) and Afghan (16%) nationals.

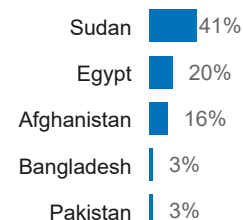
This does not represent unique individuals as people can express an intention to apply for asylum in multiple countries.

Intentions to apply for asylum

Country	'25 (Jan-Apr)	'26 (YTD)	'26 (Apr)
1. Albania	25	11	0
2. Bosnia and Herzegovina	2,091	3,811	1,137
3. Montenegro	455	1,511	450
4. Serbia	127	129	19

Intentions by nationality

Top 5 - '26 (YTD)



ASYLUM APPLICATIONS

During the same period, **267 people completed the submission of their asylum applications**, a **11% increase** compared to the same period last year.

Applications were mostly from Russian (18%), Turkish (12%) and Egyptian (9%) nationals.

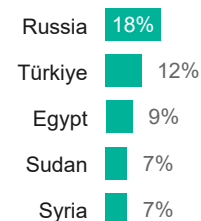
In terms of gender and age, 82% of applicants were adults and 18% were children. Among adults (79%) as well as children (75%), males accounted for the majority of applicants.

Asylum applications

Country	'25 (Jan-Apr)	'26 (YTD)	'26 (Apr)
1. Albania	11	5	2
2. Bosnia and Herzegovina	51	54	22
3. Montenegro	33	52	19
4. North Macedonia	78	32	11
5. Serbia	45	59	14
6. Kosovo ¹	22	65	21
Total	240	267	89

Asylum-seekers by nationality

Top 5 - '26 (YTD)



ASYLUM PROCESS

218 first instance decisions were issued in the first four months of the year, including 30 granting complementary forms of protection and 12 granting refugee status. 75 applicants were rejected and 101 applications were closed.

Excluding cases otherwise closed, on average **36% of asylum-seekers were granted international protection**.³ Status was mostly granted to Russian (26%), Afghan (12%), and Sudanese (12%) nationals, as well as stateless persons (19%).

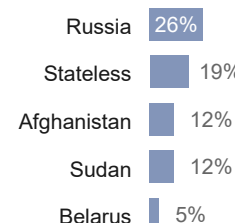
As of end of April, **579 asylum applications were still pending** a decision across the region.

First instance indicators

Country	Decisions '26 (YTD)	Recog. rate '26 (YTD)	Pending cases '26 (Apr)
1. Albania	18	57%	18
2. Bosnia and Herzegovina	44	76%	193
3. Montenegro	56	23%	220
4. North Macedonia	29	0%	14
5. Serbia	53	18%	122
6. Kosovo ¹	18	0%	12
Total	218	36%	579

Positive decisions by nationality

Top 5 - '26 (YTD)



¹ All references to Kosovo shall be understood to be in the context of Security Council Resolution 1244 (1999).

² In countries with a two-step asylum process, applicants first express intent to apply (Kosovo and North Macedonia currently do not use this system).

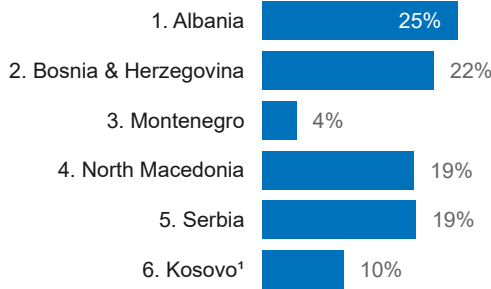
³ Recognition rate based on decisions granting refugee status or complementary forms of protection.

UNHCR and its partners are regularly collecting data about the profiles, protection risks and needs of refugees and asylum-seekers within the mixed movement in the Western Balkans through the Regional Protection Monitoring System (RPMS). This page presents findings based on **437** interviews conducted in the last 6 months between **November 2025 and April 2026**. RPMS interviews are conducted with randomly selected respondents. However, as non-probability sampling is used, results cannot necessarily be extrapolated to all refugees and asylum-seekers in the region.



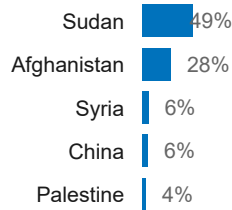
SAMPLE BREAKDOWN

Interviews by country

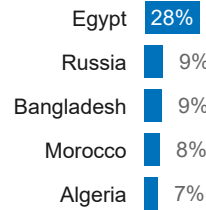


Respondents by nationality

Top 5 - resp. from refugee-producing countries²



Top 5 - respondents from all other countries



Average respondent age

27



Female respondents

6%



Male respondents

94%




MOVEMENT PATTERNS / INTENDED DESTINATION

For respondents from refugee-producing countries, the most common reasons for leaving the country of origin are **threats to life / family (41%)** and **generalized violence (30%)**. **France (29%)** was most often mentioned as intended destination.

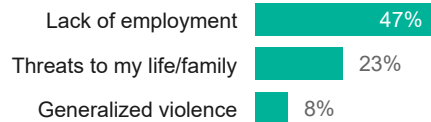
For respondents from non-refugee producing countries, lack of employment is the main reason (47%) and Italy (33%) was most often mentioned as destination.

Reasons for leaving country of origin

Top 3 - resp. from refugee-producing countries²

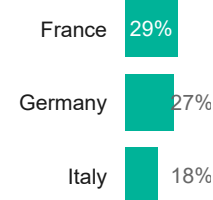


Top 3 - respondents from all other countries

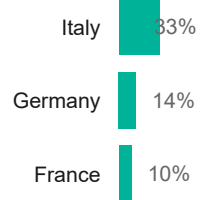


Intended destination

Top 3 - resp. from refugee-producing countries²



Top 3 - respondents from all other countries

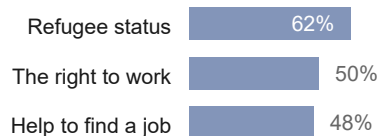


LOCAL INTEGRATION / INFORMATION NEEDS

For respondents from refugee-producing countries, **legal status (62%)** and **employment prospects** were most often mentioned as factors influencing the decision to stay in the country of interview. The topic on which more information was most commonly needed is how to access psychological support (47%).

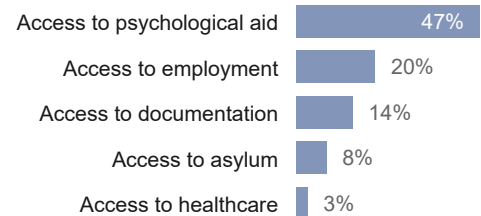
Factors influencing decision to stay in country of interview³

Top 3 - resp. from refugee-producing countries² - who are willing to stay in the country of interview



Current information needs

Top 5 - resp. from refugee-producing countries²



¹ All references to Kosovo shall be understood to be in the context of Security Council Resolution 1244 (1999).

² Countries of origin with recognition rates of 20% or higher in 2025 in the EU+, see: [Recognition Rates](#) | [European Union Agency for Asylum](#).

³ Multiple responses were possible, so percentages can go over 100% when added.