SPAIN ASYLUM APPLICATIONS

1 Jan - 31 May 2026

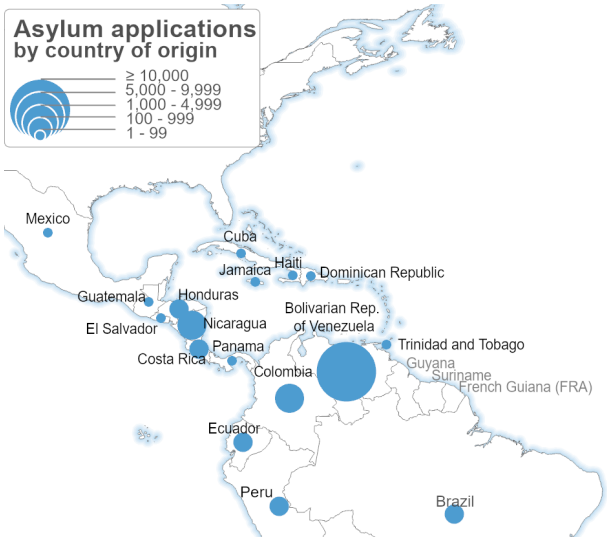

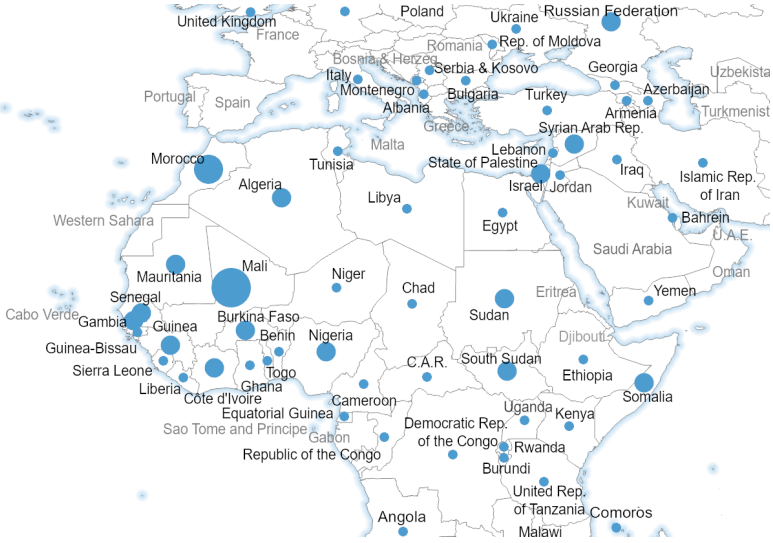

50,285 New asylum app. until 31 May 2026 ↘ -22% Dif. 2025

20% Recognition rate[1]
58% Protection rate[1]

250,625 Total Pending app.[2] ↘-10% Dif. 2025

Percentage of asylum applications by gender and age[2]

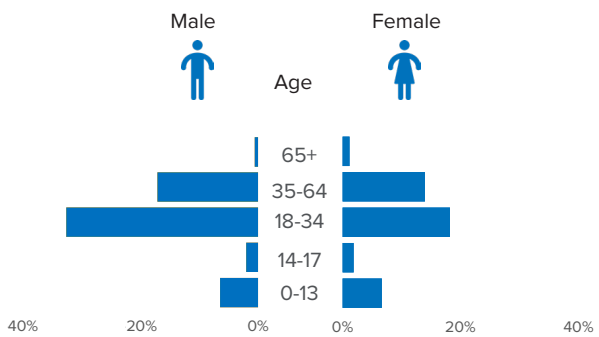

Main provinces of asylum applications

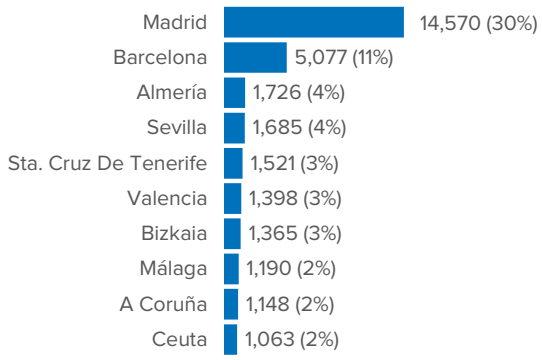

Most common nationalities of asylum applicants

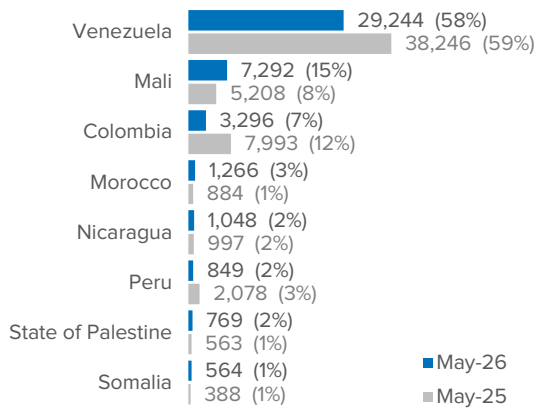

Asylum applications by place of submission

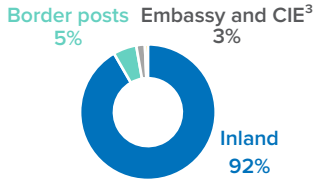

Asylum applications per month

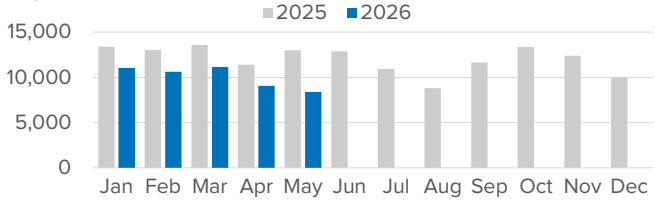

Source: Unless otherwise indicated, provisional figures by the Asylum and Refugee Office, Ministry of Interior, Spain.
[1]Recognition rate: Refugee status and subsidiary protection. Protection rate: Refugee status, subsidiary protection, and humanitarian reasons.
[2]Eurostat as of Mar 2026. [3]CIE: Removal detention centre.

Total Eligibility Commission proposals[4]: 53,027
Ten most common nationalities:

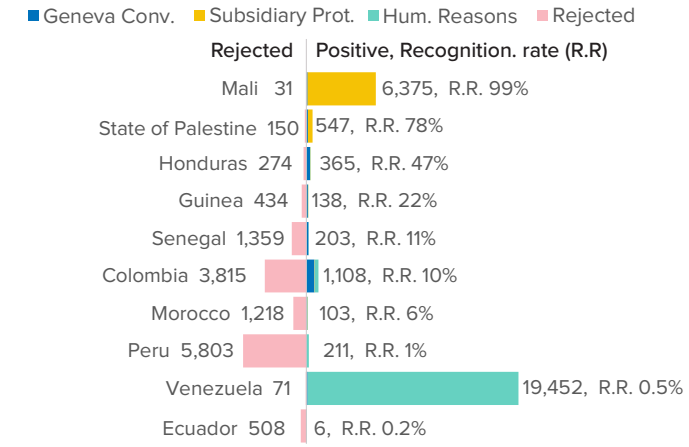

Countries with highest recognition rate[5]

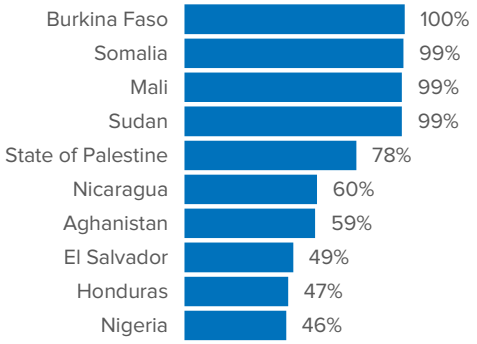

Recognition of Geneva Conv. Status by protection category[4]

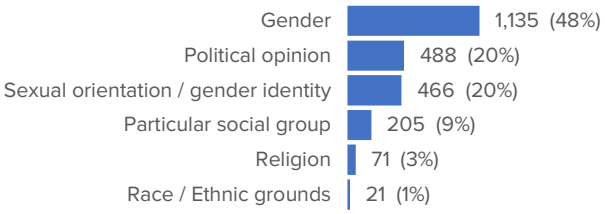

Eligibility Commission proposals per month[4]

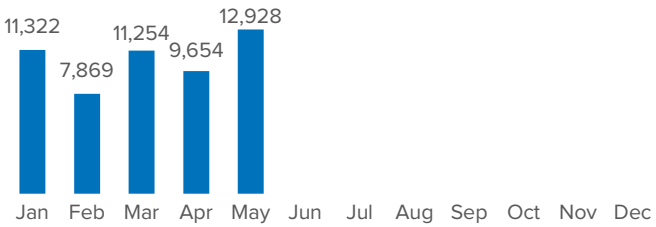

SPAIN TEMPORARY PROTECTION

274,597
Temporary Protection applications
11 Mar 2022 - 31 May 2026

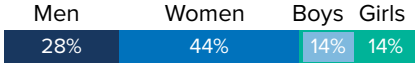

2,222 ↗+2% Dif. May 2025 ↘-8% Dif. Apr 2026
Temporary Protection applications
1 - 31 May 2026

Applications (last six months)

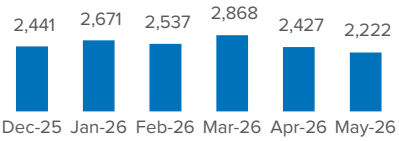

SPAIN RESETTLEMENT 2025[6]

1 Jan - 31 May 2026

48 Refugees resettled in Spain[6]

27% Men **40%** Women **12%** Boys **21%** Girls

Refugees resettled in Spain by country of origin and country of asylum

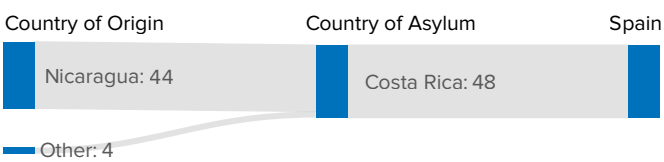

Refugees resettled in Spain per month

[4]Proposals by the Interministerial Eligibility Commission recommended to the Minister of Interior. Family extensions not included.
[5]Only shows countries with at least 50 total proposals.
[6]More information on resettlement: UNHCR Refugee Data Finder.