UNHCR South Sudan
Population Overview of Refugees and Asylum-seekers
(As of 30 June 2026)

654,037 Total Individuals

180,303 Total Ref. & Asy. Households

650,267 Refugees

3,770 Asylum-Seekers

448,343 Total Biometric Enrollment (5 years +)

75% Women & Children

10% Persons with Specific Needs

95% Sudanese Refugees

Population Demographics

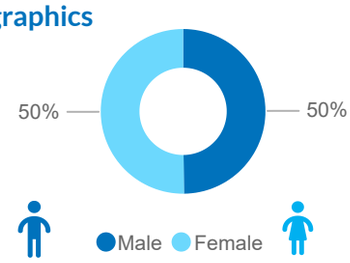

11,153	2%	60+	2%		10,076
143,137	22%	18-59	23%		148,585
51,405	8%	12-17	8%		51,453
77,357	12%	05-11	12%		76,481
42,869	7%	00-04	6%		41,521

Top 4 Refugees by Country of Origin

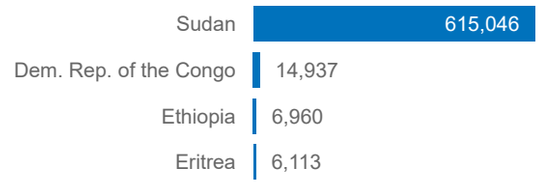

Top 4 Asylum-seekers by Country of Origin

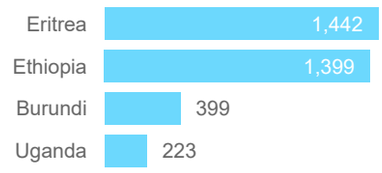

State / Administrative Area	Total	Percentage	Refugee	Asylum Seeker
Upper Nile	309,959	47%	309,631	328
Ruweng Administrative Area	152,130	27%	152,115	15
Central Equatoria	48,053	5%	45,192	2,861
Northern Bahr El Ghazal	34,798	3%	34,311	487
Western Equatoria	21,733	3%	21,664	69
Western Bahr El Ghazal	19,687	0%	19,683	4
Lakes	2,835	0%	2,829	6
Jonglei	2,009	0%	2,009	0
Warrap	1,221	10%	1,221	0
Other Location	61,612	7%	61,612	0
Grand Total	**654,037**	**100%**	**650,267**	**3,770**

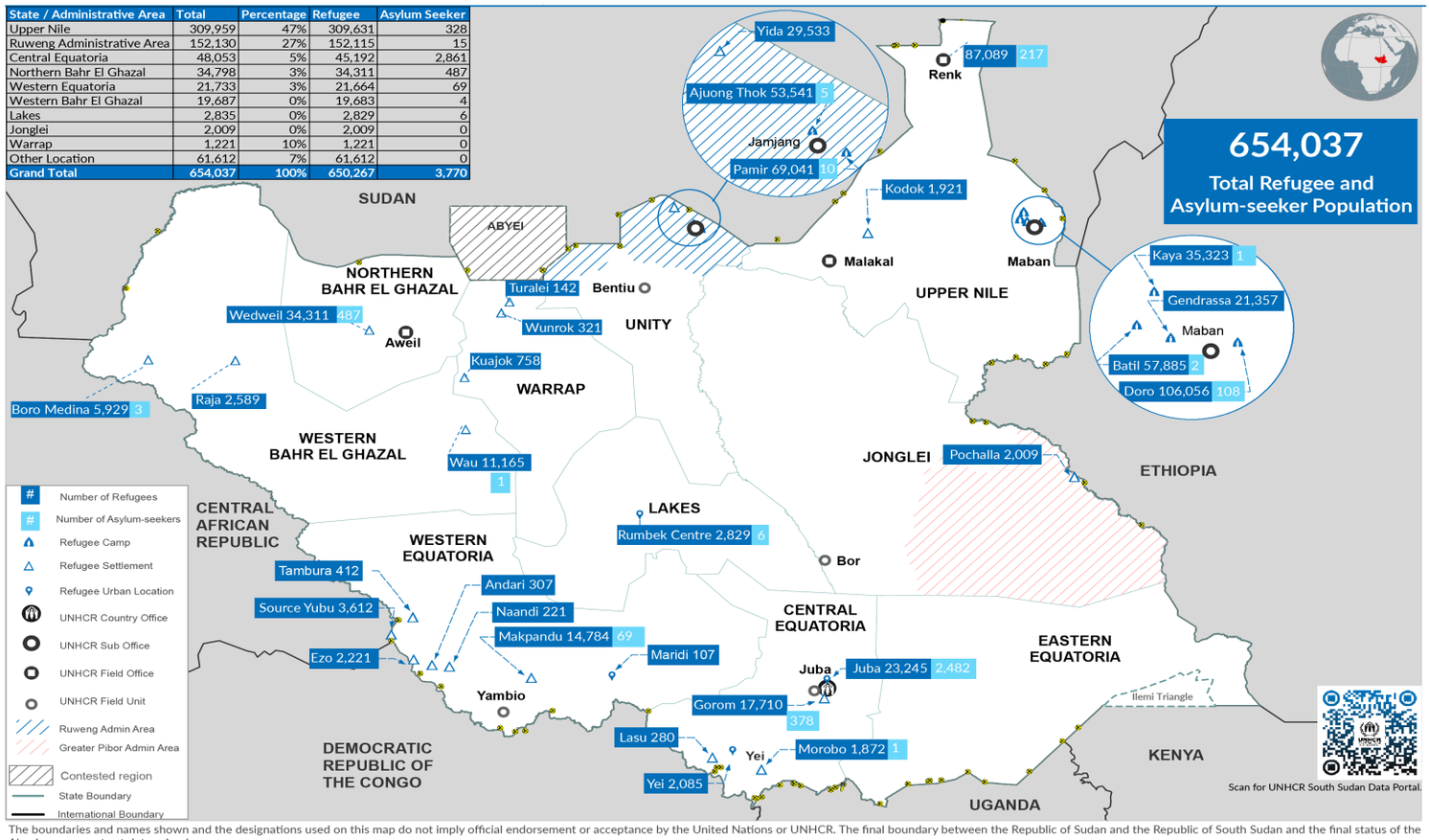

The boundaries and names shown and the designations used on this map do not imply official endorsement or acceptance by the United Nations or UNHCR. The final boundary between the Republic of Sudan and the Republic of South Sudan and the final status of the Abyei area are not yet determined.

As of the end of June 2026, South Sudan hosts 654,037 refugees and asylum-seekers across 180,303 households, settled in 30 locations nationwide. This includes 650,267 registered refugees and 3,770 asylum-seekers. The vast majority 95% (615,046 individuals), are Sudanese refugees, followed by 14,937 (2%) from the Democratic Republic of Congo, 6,960 from Ethiopia, 6,113 from Eritrea, 5,669 from Central African Republic, and 1,535 from other nationalities.

In response to the ongoing conflict in Sudan, the Government of South Sudan continues to grant prima facie refugee status to those fleeing the country. Among the refugees, 49% are female aged 0-59 years, and 75% are female and children combined. The asylum-seeker population is smaller and has a distinct demographic profile. Eritreans accounts for 38% and Ethiopians (37%) of the total, forming the two largest groups, followed by Burundians (11%), Ugandans (6%), Somalia (4%) and (4%) other nationalities.

Publish Date: 06 July 2026 Source: CRA-UNHCR Joint Registration Exercise (proGres v4) Feedback: ssdjuodm@unhcr.org

UNHCR South Sudan
Population Overview of Refugees and Asylum-seekers
(As of 30 June 2026)

New Registration Trends Last 12 months

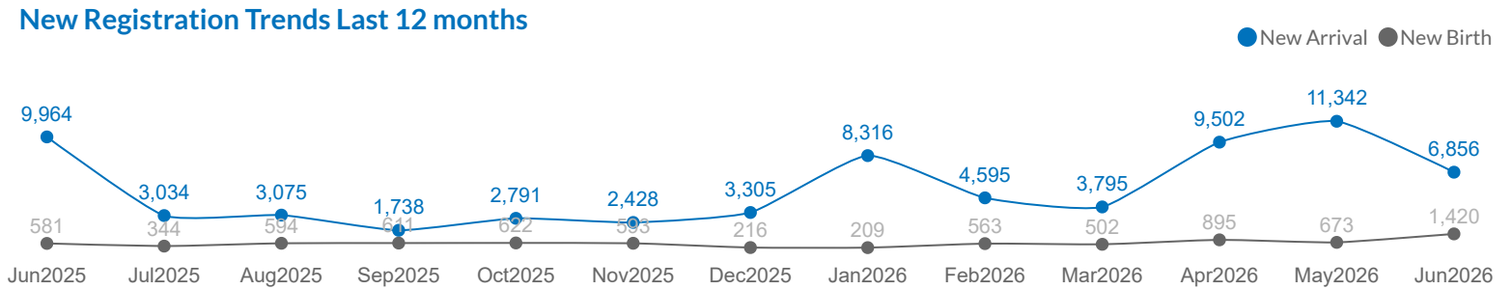

Top 10 Locations by Number of Refugees

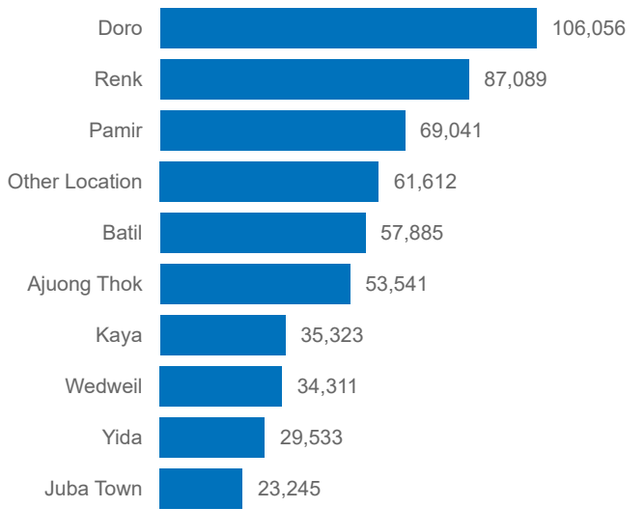

Top 10 Locations by Number of Asylum-seekers

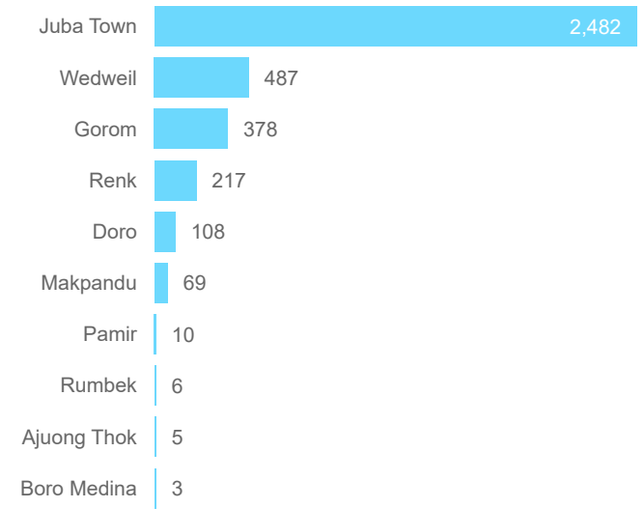

Top 7 Specific Needs*

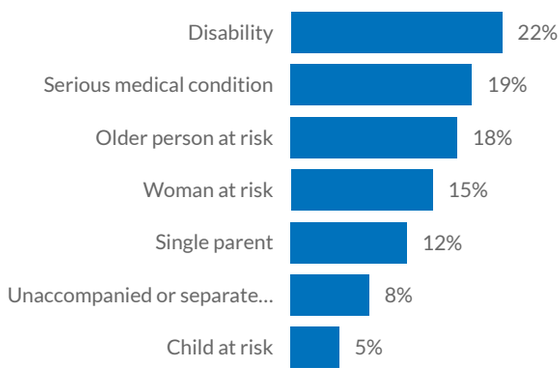

Note: *Percentages represent the share of individuals within the total population identified as having specific needs.

Specific Need by Age & Gender

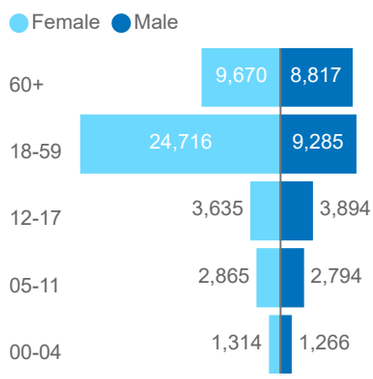

Population per Location Type

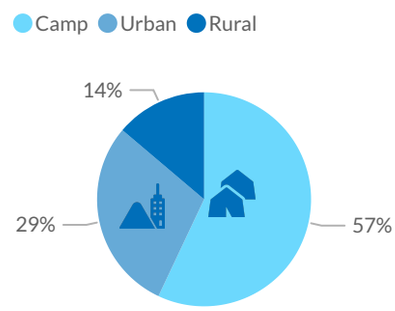

Education Level

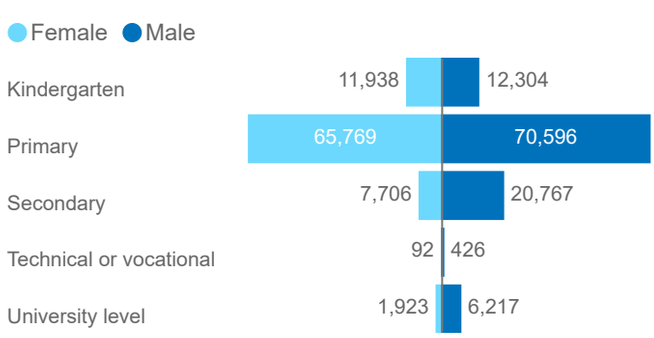
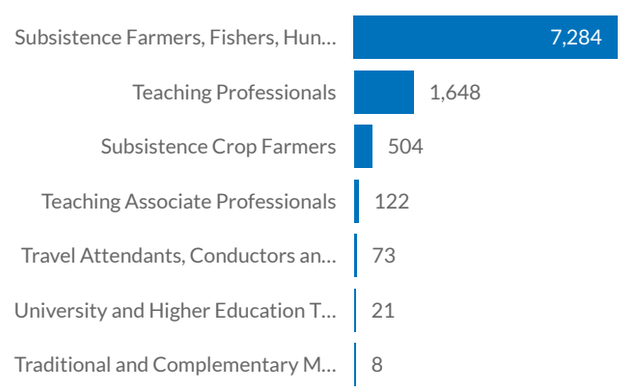
Top 7 Professional Skills