Lebanon 2026 Protection Emergency Response

Situation Report #13 - Reporting period 2 March to 17 July 2026

Overview

Source: *MoPH - As of July 14 2026*

1,049,328 Displaced people

Source: DRM - As of April 1, 2026

27,668 Incidents

4,324 Deaths

12,221 Injured

303 Open Shelters

32,625 IDPs in shelters

8,361 HH in Shelters

Key Response Highlights

Source: *ActivityInfo Reporting for IDP Emergency as of 17 July 2026. People reached includes PRT/CP/GBV activities not under the main 3 categories.*

404,750 People Reached

182,341 Awareness and Information Sessions

40,684 Dignity Kits

165,091 PSS and Case Management

Top 3 Governorates by reach

South	107,245
Mount Lebanon	102,744
Beirut	55,047

Female **63%** Male **37%**

Lebanese	66%
Syrian	30%
Migrants	3%
Others	1%

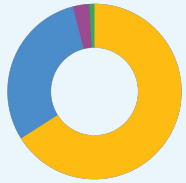

Protection

111,903 People Reached | **37** Partners

Activity	# of People Assisted
Outreach, awareness and information on protection and services	83,884
People at heightened risk supported with MHPSS, including community-based PSS	12,939
Emergency Protection Cash	10,308
Support to Persons with Disabilities	2,344
Adult diapers distributed	680
Case management	1,748
Stakeholders trained on protection issues and response guidelines	662

Top 3 Governorates by reach

Mount Lebanon	30,954
South	17,496
North	16,653

Female **58%** Male **42%**

Lebanese	34%
Syrian	59%
Migrants	5%
Others	2%

Child Protection

144,441 People Reached | **56** Partners

Activity	# of People Assisted
Outreach, awareness and information on Child Protection concerns and services (children and caregivers)	45,069
Children receiving case management	1,099
Non-Specialized/Community-based PSS Sessions (Children, adolescents, and youth)	143,312
Separated and unaccompanied children identified	129
Stakeholders trained on Child Protection	291

Top 3 Governorates by reach

South	54,404
Mount Lebanon	34,209
Beirut	16,930

Female **60%** Male **40%**

Lebanese	75.6%
Syrian	6.1%
PRL	17.1%
PRS	0.7
Migrants	0.5%

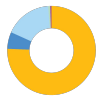

Gender-Based Violence

100,793 People Reached | **43** Partners

Activity	# of People Assisted
Outreach, awareness and information on GBV concerns and services	53,388
Dignity kits	40,684
Emergency Protection Cash	858
Case management, mental health and psychosocial support including CBP PSS	5,863
Women and Girls Safe Spaces (WGSS) and other centers providing GBV services	13
Stakeholders trained on GBV core concepts and minimum standards	681

Top 3 Governorates by reach

Mount Lebanon	23,582
Beirut	23,403
South	21,254

Female **80%** Male **20%**

Lebanese	80%
Syrian	16%
Migrants	3%
Others	1%

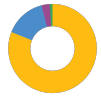

Note: This product reflects the full scale of interventions delivered by Protection, Child Protection, and GBV partners. Figures are therefore not de-duplicated, and individuals may be counted more than once if they received multiple interventions.