SUDAN SITUATION

Sudanese return from neighbouring countries

as of 15 Aug 2026

4.5 M
Sudanese refugees in neighbouring countries

1.24 M
Sudanese return from abroad since 2024

Country	Cross border movement	Primary asylum Country	Returnees	Pendular movements	Onward movements
Egypt*	823K	731K	96%	3.6%	0.7%
South Sudan*	223K	223K	84%	7%	9%
Chad*	103K	103K	65%	18%	17%
GCC*	72K	72K	Unknown		
Uganda*	16K	16K	Unknown		
Libya*	3.7K	95K	Unknown		
Ethiopia*	2.8K	2.8K	56%	30%	14%

Returnees: Estimated number of people who are not planning to move onwards to another country.
Pendular movements: Estimated number of people who are planning to return to the country they arrived from.
Onward movements: Estimated number of people who are planning to move to another country (other than the one they arrived from).

Age and gender

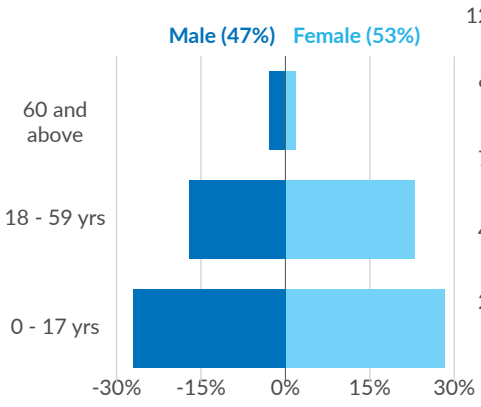

Return trend

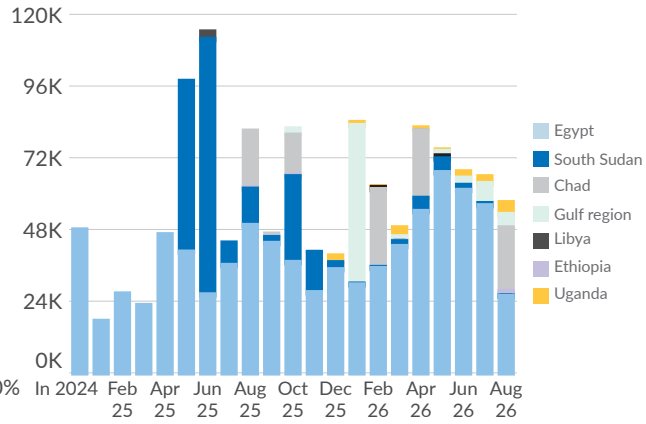

* **Data source**

- **Egypt:** Border Authories, UNHCR Border Monitoring, IOM DTM Return overview and cross-border monitoring reports.
- **South Sudan:** COR (Commissioner for Refugees), UNHCR Border Monitoring, IOM DTM Return overview and cross-border monitoring reports.
- **Chad:** IOM DTM Return overview and cross-border monitoring reports.
- **Gulf Cooperation Council (GCC):** IOM DTM Return overview and cross-border monitoring reports.
- **Libya:** UNHCR, IOM DTM Return overview and cross-border monitoring reports.
- **Ethiopia:** IOM DTM Return overview and cross-border monitoring reports.
- **Uganda:** UNHCR Red Sea Return movement tracking, IOM DTM Return overview.

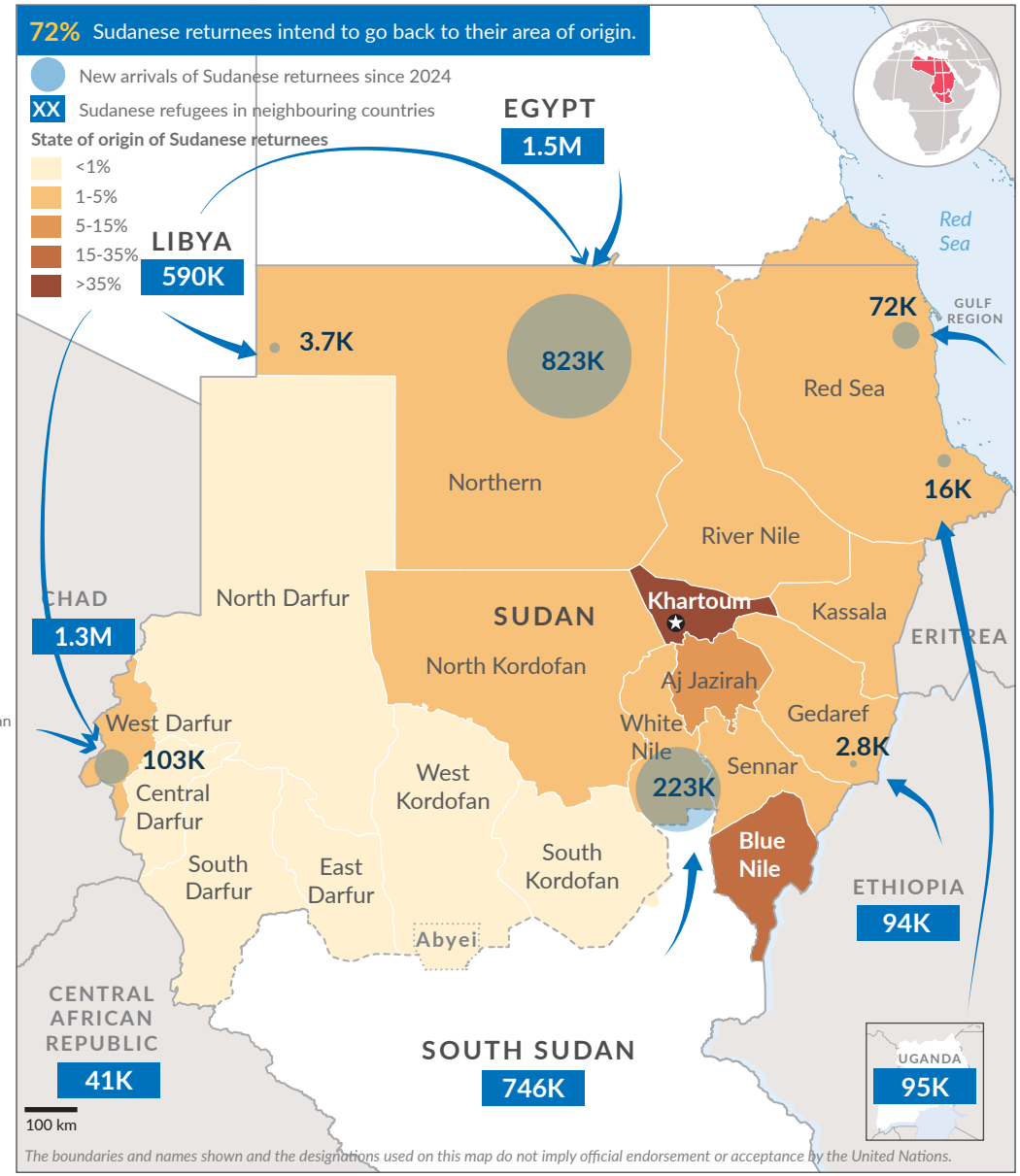

Sudanese return from neighbouring countries

as of 15 Aug 2026

Findings are based on sample border monitoring in Sudan which has been in place since July 2024. This monitoring does not identify registration status, refugee status, or other movement categories and therefore results should be read as indicative of the concerns raised by people returning to Sudan.

49% had applied for asylum in departing countries

41% reported protection risks in departing countries

45% reported long processing times at the border

17% reported family members were left behind

40% participated in economic activities prior to displacement

Intended state of return vs current location

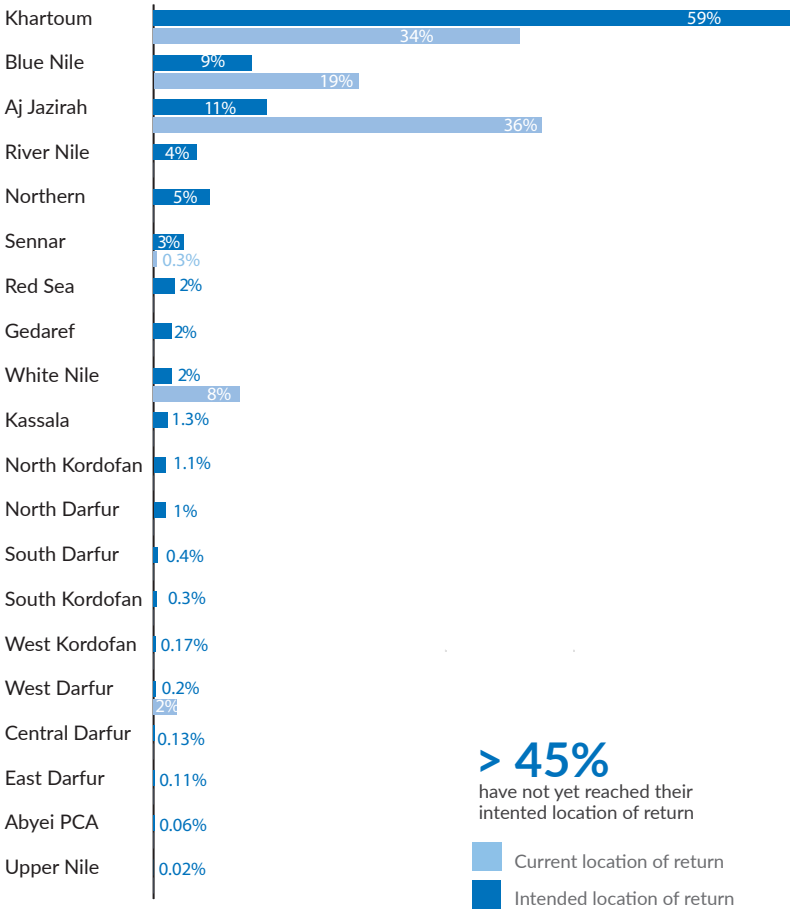

> 45% have not yet reached their intented location of return

Current location of return

Intended location of return

Assistance and protection priorities by intended state of return

	Khartoum	Aj Jazirah	Blue Nile	Northern	River Nile	Sennar	Red Sea	Gedaref	White Nile	Other States
n= 5,526	3,238	576	490	288	217	153	108	93	92	271
Priority assistance needs										
Financial	95%	93%	62%	88%	92%	96%	90%	90%	95%	95%
Food	65%	71%	85%	71%	72%	71%	75%	80%	76%	68%
Health	44%	51%	66%	37%	53%	56%	42%	49%	47%	52%
Water	32%	45%	60%	27%	38%	50%	33%	46%	40%	52%
Sanitation	19%	31%	43%	16%	29%	30%	19%	31%	33%	36%
NFI	25%	31%	47%	14%	24%	40%	23%	31%	26%	32%
Shelter	32%	38%	60%	24%	34%	49%	23%	25%	31%	41%
MHPSS	20%	27%	16%	16%	29%	36%	21%	25%	29%	36%
Connectivity	12%	22%	9%	10%	17%	22%	15%	20%	19%	16%
Protection priorities										
Girls and women	17%	25%	34%	11%	20%	29%	17%	20%	19%	27%
Children	11%	18%	36%	8%	18%	17%	12%	15%	21%	16%
Elderly	9%	14%	18%	9%	17%	13%	4%	15%	10%	13%
Family reunification	12%	18%	16%	8%	6%	12%	8%	10%	14%	27%
Documentation	6%	12%	40%	7%	8%	15%	8%	12%	14%	10%
Legal assistance	7%	13%	16%	11%	14%	13%	13%	20%	17%	14%
Persons with disabilities	5%	9%	16%	4%	11%	10%	2%	8%	3%	10%
Access to asylum	9%	11%	11%	5%	5%	19%	10%	7%	14%	14%
Information	3%	8%	11%	3%	2%	10%	6%	8%	9%	6%