UNHCR | South Sudan

New Arrivals Population Tracking - Sudan Situation

Data as of 31 July 2026

358,374	1,411,520	1,173	35,288	67.2%	32.6%	0.1%
Total Households	Total Individuals	Daily Arrival Rate	Monthly Arrival Rate	South Sudanese	Refugee & Asylum-seeker	Third Country

Age and Gender Breakdown

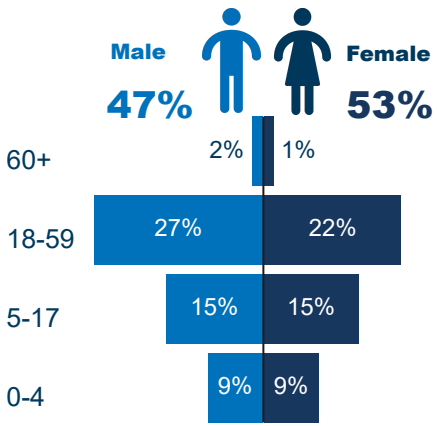

Daily Arrival Trends of July

96,970 Individuals Arrived in 2026 **12,968** Individuals Arrived in July

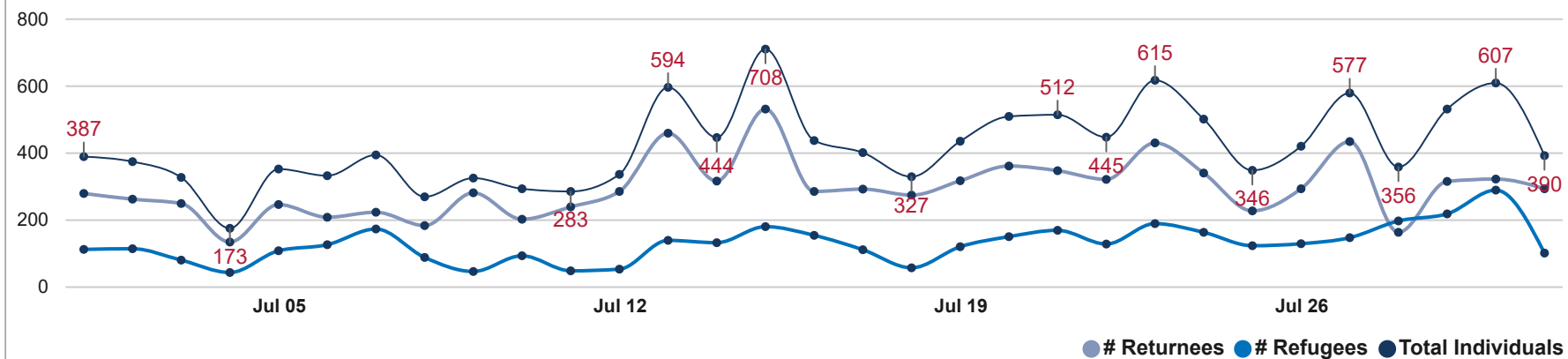

Top 10 Departure Location of Sudan

White Nile	549,625
Sennar	83,058
West Kordofan	51,301
South Darfur	31,471
Unknown Ad...	14,922
South Kordof...	14,328
Other Admin 1	5,508
Red Sea	3,554
River Nile	3,040
West Darfur	1,615

Top 10 Border Entry Points

Wunthow (Juda)	936,147
Majokyinthiou	68,297
Abyei Amiet	48,919
Atam	48,494
Kiir Adem	36,806
Babnis	36,472
Gongbar	36,373
Panakuach	34,917
Emtidad	21,117
Omdulis	19,816

Top 10 Intended Destination Location in South Sudan

Upper Nile	947,216
Northern Bahr el ...	130,888
Central Equatoria	111,292
Unity	79,191
Western Bahr el ...	51,848
Warrap	29,397
Jonglei	22,738
Abyei Administrat...	20,097
Unknown	11,833
Ruweng Administ...	2,152

Last 6 Months Arrival Trends

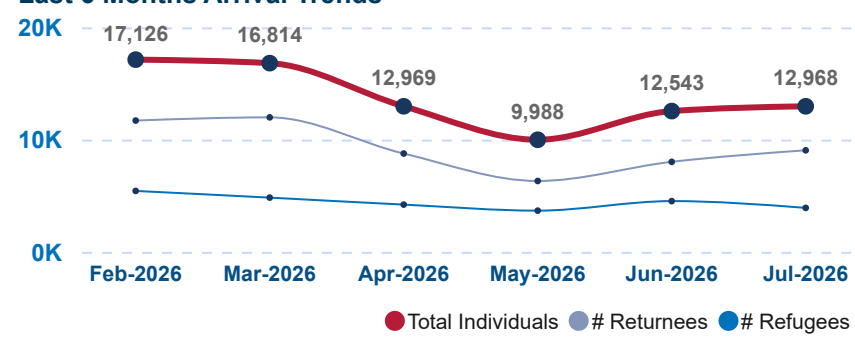

Arrivals Top 3 Nationalities

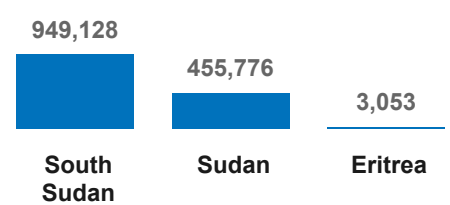

Source: RRC-DCRNPI-UNHCR-IOM Joint Border Monitoring

Feedback: Information Management Unit | ssdjuim@unhcr.org | mazhar@unhcr.org

UNHCR, South Sudan