ITALY

Weekly sea arrivals Update

as of 30 August 2026

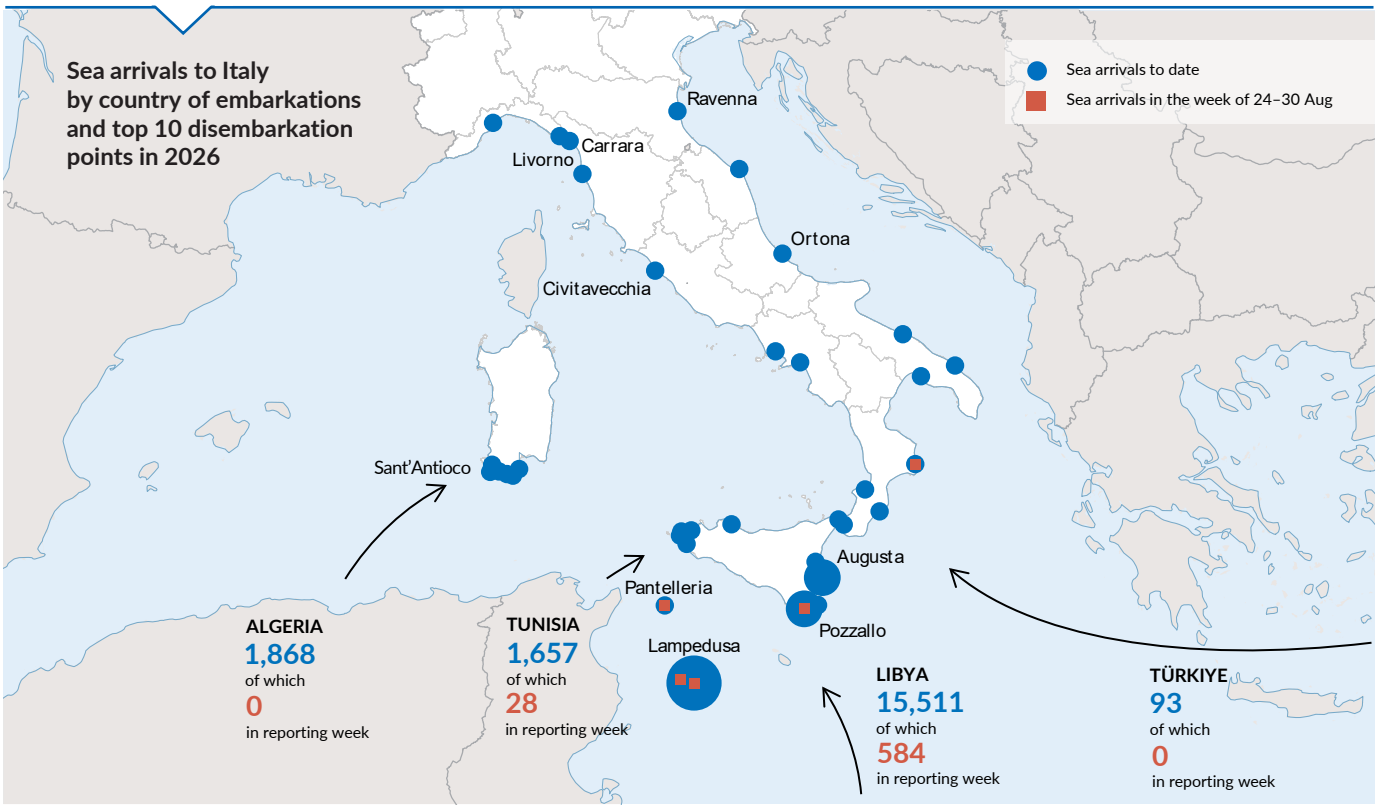

Sea arrivals in reporting week[1]

24-30 Aug 2026

612 sea arrivals

18 disembarkations

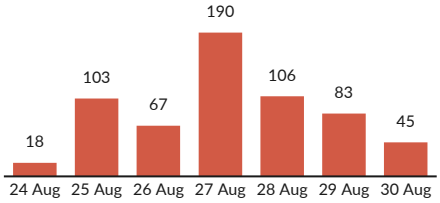

Sea arrivals weekly trends over the previous year

Aug 2025-Aug 2026

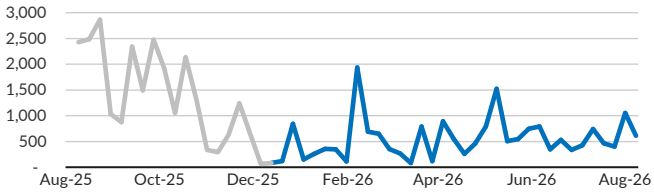

Sea arrivals to-date

2,562 sea arrivals month-to-date — **-56%** compared to same period in 2025

19,129 sea arrivals year-to-date — **-55%** compared to same period in 2025

652 disembarkations year-to-date

Sea arrivals demographic composition

Jan-Jul 2026

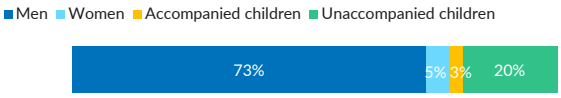

Top five sea arrivals nationalities and percentage of total

Jan-Jul 2026 and Jan-Jul 2025

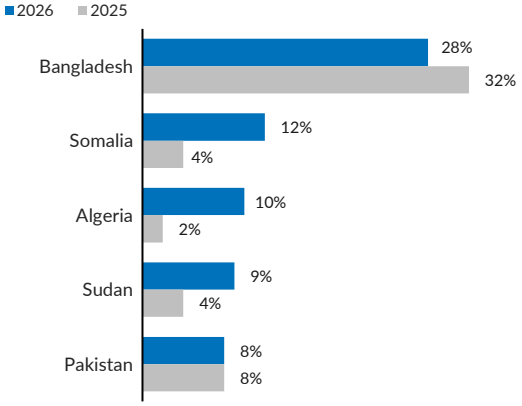

Sea arrivals by countries of embarkation

Jan-30 Aug 2026 and Jan-30 Aug 2025

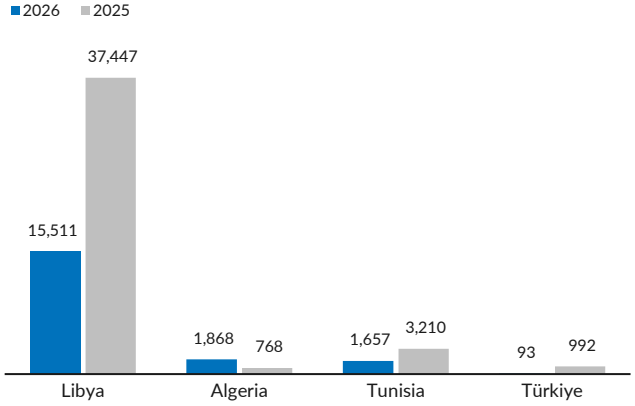

[1] Data sources: Italian Ministry of Interior and UNHCR monitoring. All figures in this product are based on these sources and are provisional and subject to change.