Comprehensive Overview of IDPs and IDP Returns Dashboard

SYRIAN ARAB REPUBLIC

As of 03 September 2026

Key Figures

- An estimated **5.54** million IDPs remain displaced in Syria. About **76%** living outside IDP sites while **24%** are hosted in formal IDP sites.
- Between December 2024 and 3rd of September 2026, estimated total of **2,009,506** IDPs returned

Estimated IDP Population

Aug 2025 OCHA

5,542,227

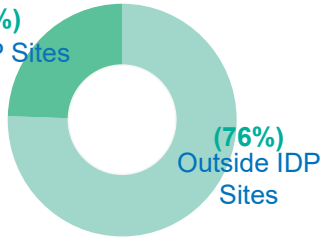

Estimated IDP Population in Camps

July 2026 CCCM

1,136 Source: CCCM Cluster
Current IDPs sites in Syria

796,706
IDPs inside IDP sites
77% are women & children

Estimated IDP Returnees

Source: UNHCR Sep 2026

2,009,506

3 Sep 2026

1,513,449 Source: OCHA Jan - Aug 2025

496,057

1,223,672 IDPs Departed from Camps Source: CCCM as of 3rd Sep 2026

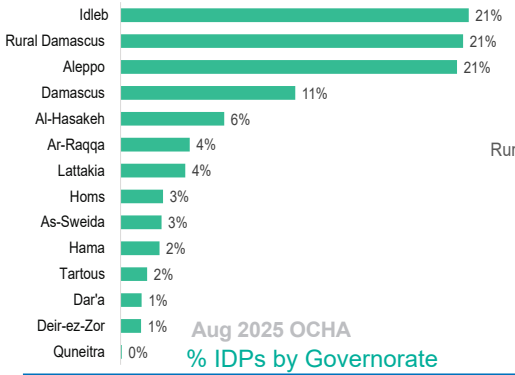

Aug 2025 OCHA
% IDPs by Governorate

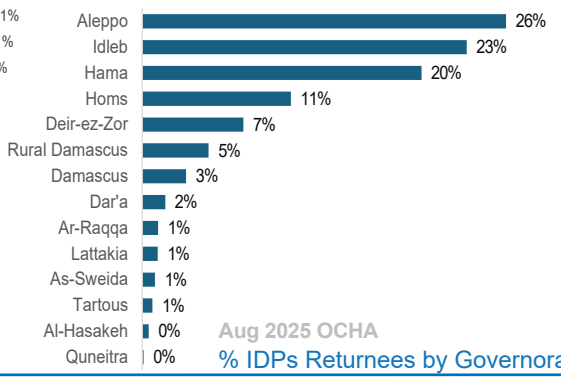

Aug 2025 OCHA
% IDPs Returnees by Governorate

Locations of 2,009,506 IDP returnees by governorate 3rd September 2026

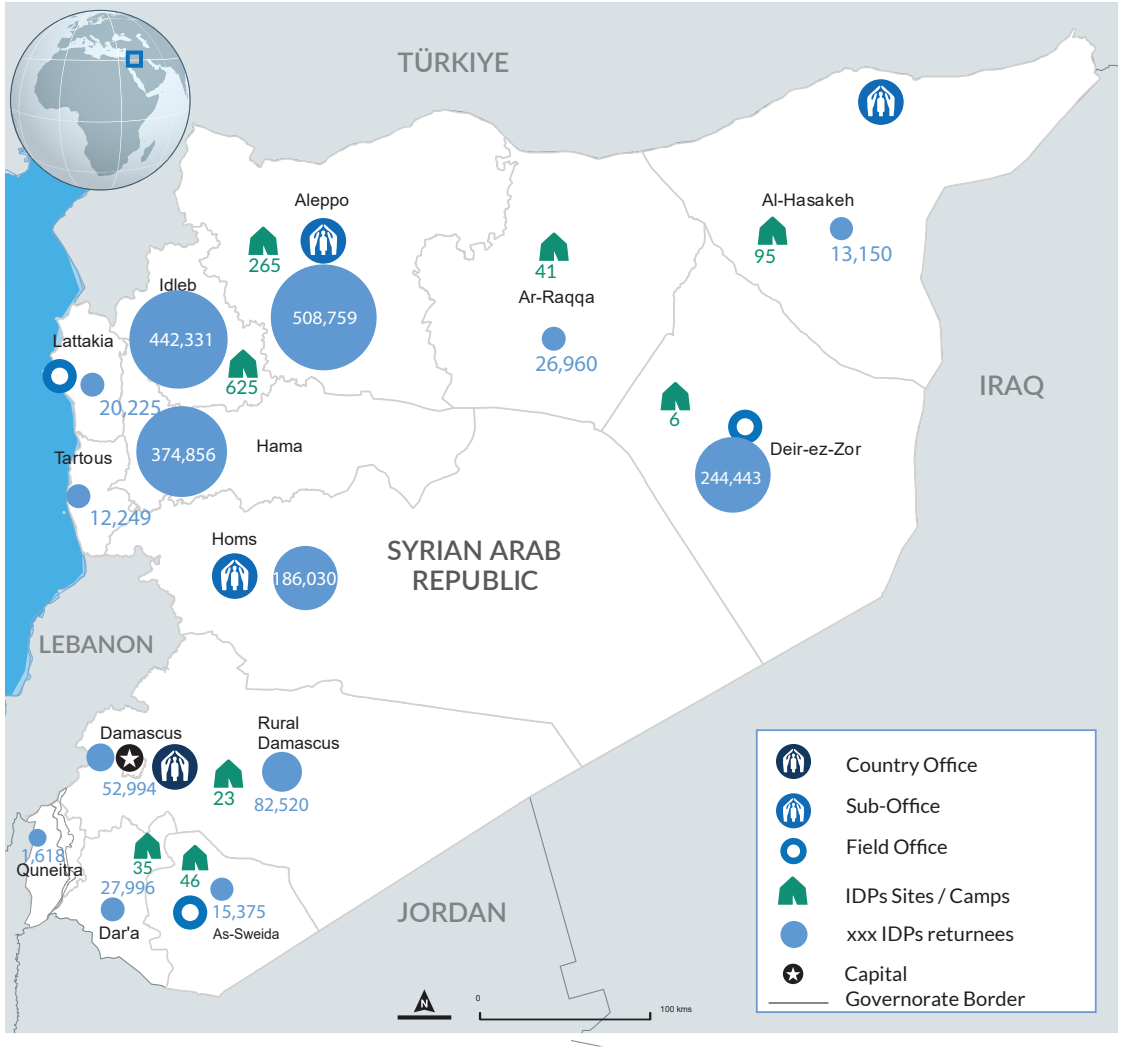

The boundaries and names shown and the designations used on this map do not imply official endorsement or acceptance by the United Nations | UNHCR Comprehensive Overview of Response to Emergencies | imsyr@unhcr.org

Sources: UNHCR border monitoring and population movement reporting tool | *Figures are subject to future adjustment, should not be considered Final.