EGYPT

Registered Population (Refugees and Asylum Seekers)

as of 31 August 2026

1,096,185 Registered population

446,334 Registered households

74% Women and children

20% Persons with specific needs

Age & gender of registered population

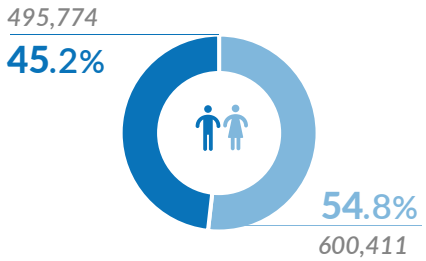

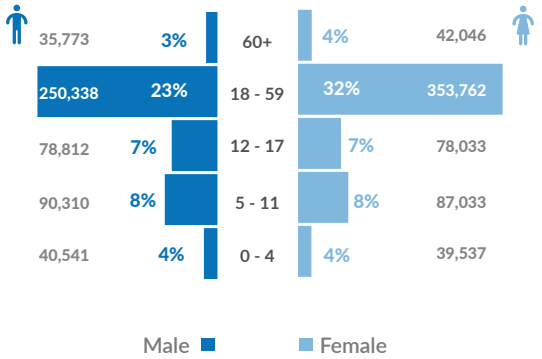

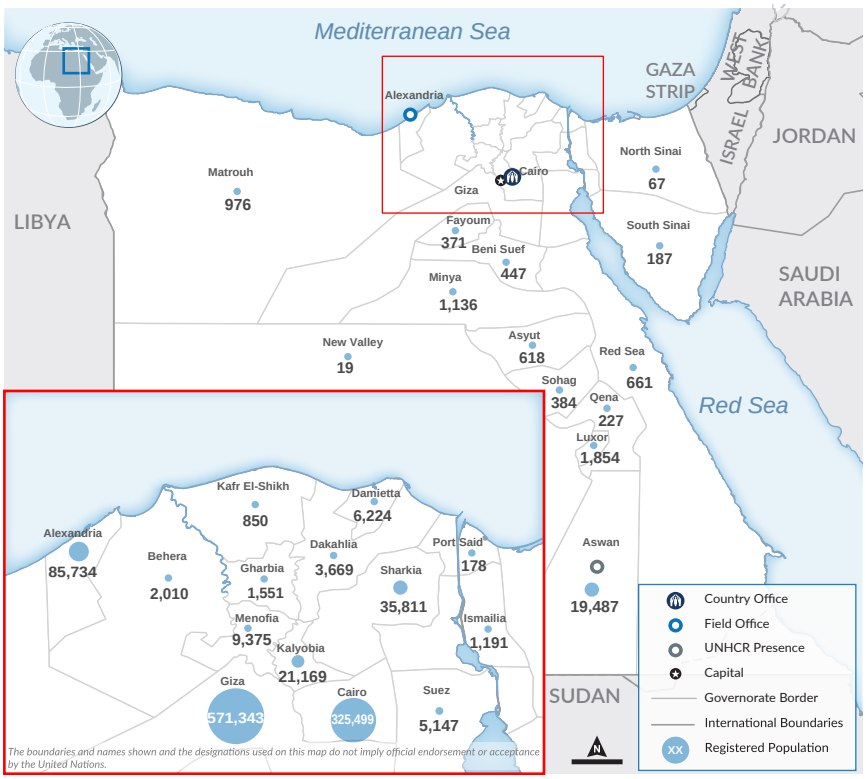

Persons with specific needs*

9,176 4% Unaccompanied or separated children

4,570 2% Older persons at risk

23,078 11% Children at risk

28,398 13% Disabilities

4,057 2% Women at risk

*Individuals who may face particular vulnerabilities and barriers to access services and protection, due to factors such as age, disability, health conditions, or other vulnerabilities. For more information please click on the link here.

Population by nationality

851,427 Sudanese

88,962 Syrians

155,796 Other nationalities

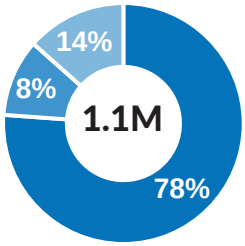

Population growth

Percentage growth in Sudanese refugee numbers versus all nationalities between 31 March 2023 (pre Sudan crisis) and 31 August 2026.

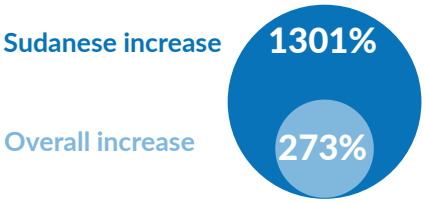

Trend of population by nationality

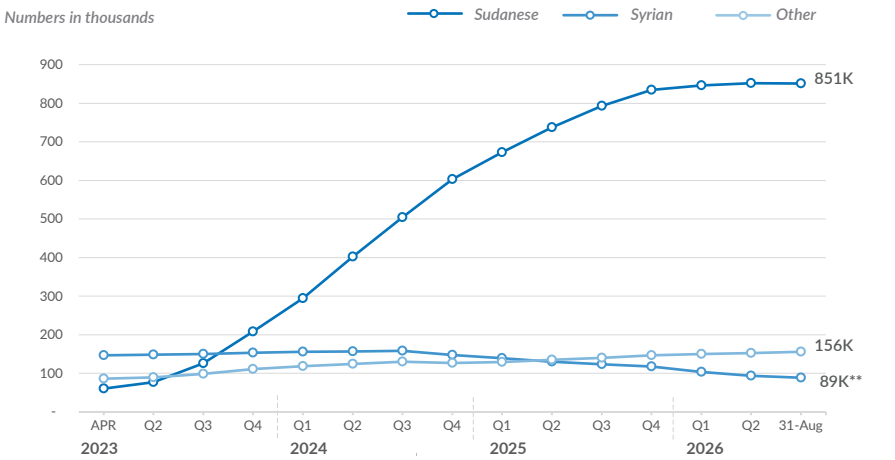

** Syrian refugee numbers dropped since October 2024 as UNHCR resumed inactivating cases who did not renew their documents. Additionally, following recent political developments in Syria, there has been a significant increase in asylum closure requests from Syrian refugees.

UNHCR is grateful for the contributions from its donors

& Private contributions from Germany, Italy, Japan, Republic of Korea, Saudi Arabia, Spain, Sweden, United Arab Emirates & USA