UGANDA COUNTRY REFUGEE RESPONSE
End of Year Inter-Sector Dashboard
2025

OVERVIEW

The 2025 End of Year Inter-Sector Dashboard presents a consolidated overview of cumulative and sector-specific results delivered by 159 partners under the Uganda Country Refugee Response Plan (UCRRP). It highlights key achievements, summarizes the population reached across sectors, and provides an analysis of funding levels across sectors. The dashboard also captures trends over time, offering a longitudinal perspective from 2018 through 2025 to inform strategic decision-making and resource prioritization.

CONTEXT

By the end of 2025, Uganda was hosting approximately 1.97 million refugees and asylum-seekers across 13 refugee settlements and Kampala, maintaining its position as one of the world's leading refugee-hosting countries. The response, coordinated through the UCRRP and implemented by 159 partners, supported both refugees and host communities amid the arrival of more than 140,000 new refugees during the year. Despite growing needs, only 31% of the USD 968 million funding requirement was met, underscoring the need for sustained international support.

UCRRP STRATEGIC OBJECTIVES

1. Maintain asylum space, preserve access to territory and adhere to international protection standards.
2. Ensure life-saving humanitarian needs are met, with attention to any specific needs.
3. Enable a healthy natural environment and provide access to improved social services through national systems where possible.
4. Foster peaceful co-existence and self reliance, by creating a conducive environment for livelihoods opportunities.
5. Provide access to durable solutions, including voluntary return or third country solutions.

EMERGENCY RESPONSE

- A total of 147,214 asylum-seekers and refugees were received in 2025, of whom 54% were from the DRC, 15% from Sudan, and 29% from South Sudan, while 2% were urban arrivals in Kampala, figures broadly in line with 2024 (147,419). In response to the scale of arrivals from the DRC, a Level 2 emergency declaration was activated to strengthen operational capacity and coordination.
- Cash and Voucher Assistance (CVA) remained a key modality for delivering support to people forced to flee. In 2025, a total of 135,444 new arrivals benefited from cash assistance, with UGX 19.7 billion disbursed mainly through mobile money delivery mechanism. The year also saw a scale-up in cash assistance for new arrivals, expanding from five refugee settlements in 2024 to eight in 2025.
- Several disease outbreaks were recorded in 2025, including cholera (123 cases, 3 deaths), mpox (84 cases, 1 death), and measles (259 cases, no deaths). Recovery rates remained high.

Total Population reached in 2025

2,400,786 People Reached

This figure shows total number of beneficiaries during the year. Key to note that these are not unique beneficiaries, given that, one individual can be reached through more than one sector intervention(s).

1,814,707 Refugees & asylum seekers

586,079 Host Community

PROTECTION

Access to Territory, Legal and Physical Protection

- In 2025, a total of 147,000 new asylum applications were received and provided with basic assistance in line with established standards. Of these, 78,000 individuals arrived from the Democratic Republic of the Congo (DRC) alone. while Congolese, South Sudanese, and Sudanese nationals continued to benefit from prima facie refugee status recognition, with other nationalities processed on an individual basis. In December, the Government of Uganda resumed the reception and registration of asylum seekers from Eritrea, Somalia, and Ethiopia, enabling formal registration and documentation, and reducing protection risks and vulnerabilities.
- The Refugee Eligibility Committee (REC) convened 10 sessions during the reporting period, adjudicating only 10,376 applications involving 18,099 individuals. Although this represents a 25% decrease compared to 2024, the achievement remains significant given the constrained funding environment that characterized operations in 2025.
- A total of 154,898 refugees and host community members received legal services, representing almost 100% achievement of the 2025 target of 155,000.

UGANDA COUNTRY REFUGEE RESPONSE
End of Year Inter-Sector Dashboard
2025

Durable Solutions

- A total of 738 submissions were made for resettlement during the reporting period, achieving 114% of the annual target of 650 submissions.
- Additionally, 939 individuals departed through resettlement, while 2,848 individuals accessed solutions through complementary pathways. These achievements were realized despite significant funding reductions and continued global cuts in resettlement quotas during 2025. Notably, all available resettlement quotas allocated for the reporting period were fully utilized, demonstrating sustained operational capacity and continued access to durable solutions for refugees. While departures through both resettlement and complementary pathways decreased by 69% compared to 2024.
- Complementary pathways maintained strong performance with steady expansion of pathways and partnerships and increased interest.

Gender Based Violence (GBV)

- Despite significant funding constraints, A total of 5,189 GBV incidents were recorded in the GBVIMS, representing a 26% increase from 2024. Women and girls remained disproportionately affected, accounting for 98% of all survivors. These figures do not reflect the true prevalence of GBV, as over half of incidents are estimated to go unreported. Increased arrivals also strained staffing, raising the caseworker-to-survivor ratio to 1:120, double the recommended 1:60. Awareness raising campaigns reached 505,498 refugees and host community members. Capacity building efforts expanded, with 1,947 staff trained on GBV response, and 9,691 women and men trained on GBV prevention and core concepts. Community ownership also grew, with 85,815 individuals participating in settlement level prevention activities.

Child Protection (CP)

- In 2025, a total of 23,893 children at heightened risk received child protection case management services. Of these, 12,913 cases were successfully closed, while 10,980 cases remained active at the end of the reporting period, including 9,281 new cases identified in 2025, primarily among refugee populations from Sudan and the Democratic Republic of the Congo (DRC). Family tracing services were initiated for 421 unaccompanied and separated children (UASC), resulting in the successful reunification of 226 children (54%). In addition, 27,446 parents participated in positive parenting sessions under the family strengthening programme, representing 128% of the annual target.

Community Based Protection (CBP)

- In 2025, refugee participation remained central, with three REF and two DEF sessions conducted. 69,827 complaints and feedback cases were addressed, achieving 100% of the annual target. We.Link complaints increased by 56%, while those through other mechanisms decreased by 19% compared to 2024.

HEALTH & NUTRITION

In 2025, access to healthcare for refugees remained high, with 94.5% of refugees able to access health services. The majority of healthcare (94%) was delivered through government-supported health facilities, reflecting continued progress toward Uganda's refugee inclusion and transition strategy. Despite funding cuts and a reduction in healthcare workers, partners maintained a clinician-to-patient ratio of 1:45.

- Healthcare access for refugees reached 94.5%. 94% of eligible facilities remained government-coded as in 2024, with 22% of health workers seconded and continued operational support. Despite fewer staff and no new coded facilities, consultations averaged 45 per clinician per day (vs. 51 in 2024), close to the standard of 50.
- Child survival indicators remained within accepted humanitarian standards across all refugee-hosting areas. Palorinya settlement recorded the lowest under-five mortality rate at 0.07 per 1,000 population, while Nakivale and Bidibidi reported the highest rates at 0.1 and 0.09, respectively, all remaining within acceptable thresholds. Crude mortality was at 0.03 deaths per 1,000 population.
- Maternal health services also improved during the year, with 98% of births assisted by skilled health personnel. A total of 58,599 births were recorded in 2025, including 32,520 among refugee populations. Maternal mortality rate was at 7 deaths per 100,000 live births.
- Nutrition conditions among new arrivals improved significantly by the end of 2025. The Global Acute Malnutrition (GAM) rate worsened from 5.4% in 2024 to 7.8% in 2025. 1,310 children were admitted into inpatient therapeutic treatment, 7,377 admitted into out-patient therapeutic units and 15,031 children admitted into supplementary feeding programme. Anemia rates among children increased from 30.8% in 2024 to 42.5% in 2025. Only 14% of children met the recommended minimum dietary diversity.

EDUCATION

By 2025, a total of 135 schools (126 primary and 9 secondary) had been government-coded and grant-aided, reinforcing the integration and sustainability of refugee education within the national system. Furthermore, government support for staffing in grant-aided schools increased, with 35% of primary school teachers and 60% of secondary school teachers deployed by the Government.

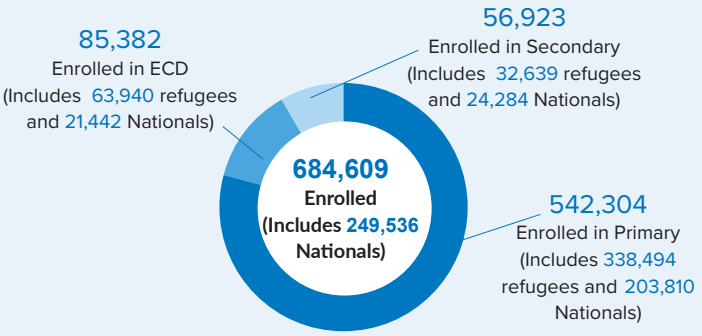

- 3% of refugees (218,514 primary, 9,680 secondary) are enrolled in national education systems hence benefiting from capitation grants, reducing education costs.

- 1,461 of 6,276 refugees enrolled in tertiary institutions accessed scholarships. Female enrolment in post-primary education increased from 7% to 17% by removing financial barriers through scholarships.

WATER, SANITATION & HYGIENE (WASH)

- Despite an increase in arrivals and reduction in funding, access to water was maintained at an average of 17 liters per person per day compared to 16 in 2024.
- Water production increased from 24,201 cubic meters per day to 26,444 cubic meters per day through maintenance and the development of additional water systems in Kiryandongo.
- The emergency latrine to person ratio was kept within the target of 1:50. However, household latrine coverage declined from 71% in 2024 to 67% in 2025, remaining below the 85% standard. This decrease is primarily attributed to the surge in new arrivals, which was not matched by a corresponding increase in resources and infrastructure.

SHELTER

- By December 2025, 100% of the new arrivals received emergency shelter support, and 714 semi permanent shelters were constructed for PSN households, exceeding the annual target of 600 households.

ENERGY & ENVIRONMENT

- In 2025, progress in environmental restoration remained constrained, with 2,302 hectares of woodlots established representing 38% of the annual target while 3,721 hectares were maintained. Despite these shortfalls, partners raised 7.88 million seedlings and restored and protected 5,948 hectares of ecosystems, reflecting a continued focus on landscape recovery and sustainability. However, the gap in woodlot establishment highlights the ongoing impact of resource limitations on meeting reforestation targets.
- 27,331 households accessed clean and energy-efficient technologies (36% of target), and 1,375 local artisans were trained and engaged, reflecting a 60% and 66% reduction, respectively, compared to 2024. 61 institutions adopted energy-efficient cooking technologies and 364 technicians trained in solar streetlight installation, repair, and maintenance.

FOOD SECURITY

- Over 1.5 million refugees were reached with food assistance comprising in-kind food (30%) and cash-based transfers (70%). Women and girls constituted 62% of the assisted population, compared to 38% men and boys. The May 2025 recategorization exercise excluded over one million refugees (63%) from assistance, reducing the assisted caseload to 696,061 by the end of 2025. Assistance was prioritized for the most vulnerable households, with Category 1 households accounting for 24 percent of beneficiaries and Category 2 for 13%.

LIVELIHOODS & ECONOMIC INCLUSION

- A total of 62,953 households benefited from livelihood support through access to 13,609 acres of farming land, alongside training in agriculture, business management, and financial literacy to strengthen self-reliance. Additionally, 3,840 individuals received vocational skills training in trades such as hospitality and automotive mechanics to improve employment opportunities, while 29,787 individuals participated in farmer associations that promoted refugee-host peaceful coexistence, promoted access to formal finance, and better produce markets.

UGANDA COUNTRY REFUGEE RESPONSE
End of Year Inter-Sector Dashboard
2025

LINKS TO THE 2025 END OF YEAR SECTOR DASHBOARDS

Below are the links to the Sector UCRRP 2025 End of Year Dashboards. These include detailed information on the results achieved by partners, as well as the challenges faced throughout 2025.

- Food Security
- Livelihoods & Resilience
- Health & Nutrition
- Protection
- Gender- Based Violence
- Child Protection
- Education
- Environment & Energy
- Cash Voucher Assistance
- Shelter Settlement & NFIs
- Water, Sanitation & Hygiene

OPERATIONAL PRESENCE AS OF Q4 2025

159 Partners | **38** National NGOs | **04** National NGOs | **17** Refugee-Led NGOs | **73** International NGOs | **09** UN Agencies | **18** Government partners

		Cash-Based Interventions	Child Protection	Education	Environment & Energy	Food Security	GBV	Health & Nutrition	Livelihood & Resilience	Protection	Shelter, Settlement & NFI	Water, Sanitation & Hygiene	Total by district
NORTH	Adjumani	5	3	10	3	6	4	15	11	8	1	11	43
	Kiryandongo	9	6	6	5	5	3	6	8	8	2	8	30
	Lamwo	5	2	7	4	3	5	2	7	6	1	7	25
	Obongi	4	4	9	4	3	4	4	8	9	1	7	28
WEST NILE	Koboko	2	2	4	3	6	3	7	4	5		3	27
	Madi Okollo & Terego	7	9	17	8	6	7	21	23	15	1	14	63
	Yumbe	5	7	14	12	3	7	4	23	13	1	13	51
WOUTH WEST	Isingiro	10	7	12	6	6	7	10	22	17	4	12	58
	Kamwenge	5	5	4	3	6	3	7	5	6	1	8	30
	Kikuube	10	8	9	6	7	4	5	9	12	3	12	36
	Kyegegwa	7	5	6	3	6	5	18	9	8	1	10	45
URBAN	Kampala	2	2	3	1		4	2	6	7			13
	Total by sector	25	28	46	25	11	34	51	63	50	7	44	159

* The total by district and sector does not imply the sum of partners by sector and district but rather the unique partners operating in the sector and district who reported in ActivityInfo for Q4 2025 to avoid double or multiple counting of the multi-sectoral actors.

UGANDA COUNTRY REFUGEE RESPONSE
End of Year Inter-Sector Dashboard
2025

UCRRP Planning Figures and Funding Update

1.7 M
Targeted Population

99
Appealing Partners

$968M
Total Appeal

$303.1M
Received in 2025

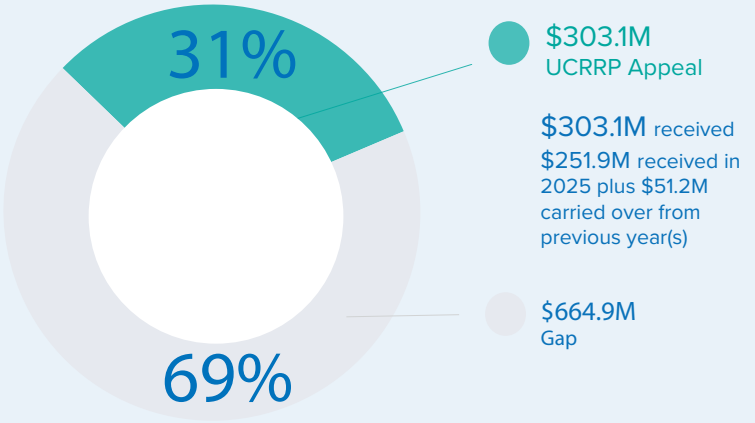

In 2025, 31% of the $968M million appeal was received to support the Uganda refugee response. This comprised $51.2 million carried over from 2024, in addition to $251.9 million received during 2025, resulting in a total amount of $303.1 million. The total UCRRP requirement for 2025 increased by 13% compared to 2024 ($368M vs $857.9M). 2025 was less funded compared to 2024 (31% vs 46%), by $88.7M (22.7% compared to 2024). Key to note - Funding received has consistently dwindled since 2018 despite a spike in 2024 as observed from the trends below.

2025 Funding received and allocation per sector ($)

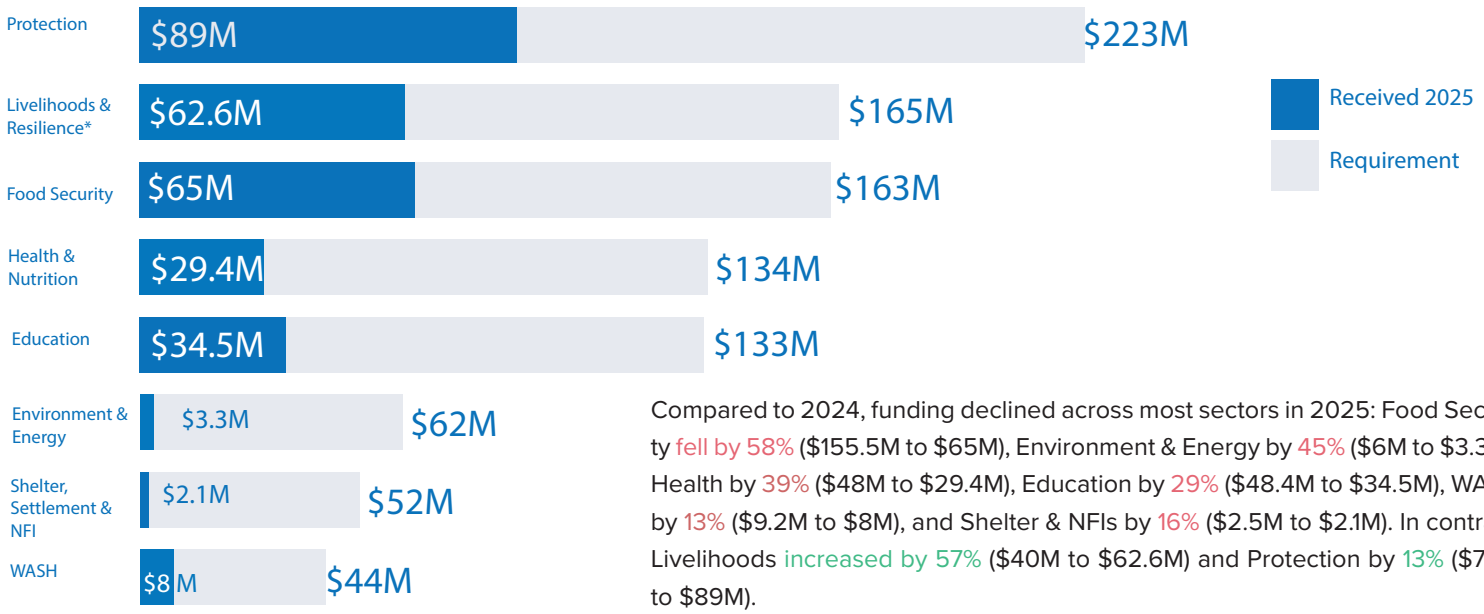

Compared to 2024, funding declined across most sectors in 2025: Food Security fell by 58% ($155.5M to $65M), Environment & Energy by 45% ($6M to $3.3M), Health by 39% ($48M to $29.4M), Education by 29% ($48.4M to $34.5M), WASH by 13% ($9.2M to $8M), and Shelter & NFIs by 16% ($2.5M to $2.1M). In contrast, Livelihoods increased by 57% ($40M to $62.6M) and Protection by 13% ($79M to $89M).

Funding requirement vs funding received (Million $) | 2018 - 2025

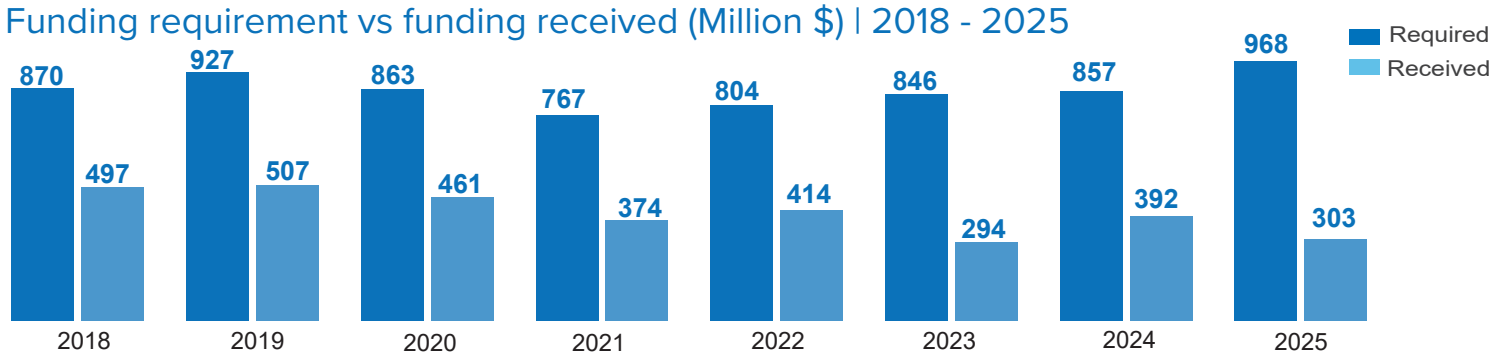

Data Source: proGres v4, ActivityInfo, HMIS, ERP & EMIS
Feedback: ugakaimug@unhcr.org
Created: August 2026
For more information, visit Operational Data Portal: https://data.unhcr.org/en/country/uga