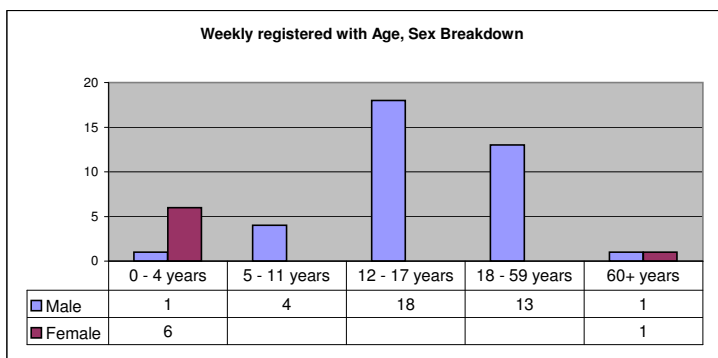
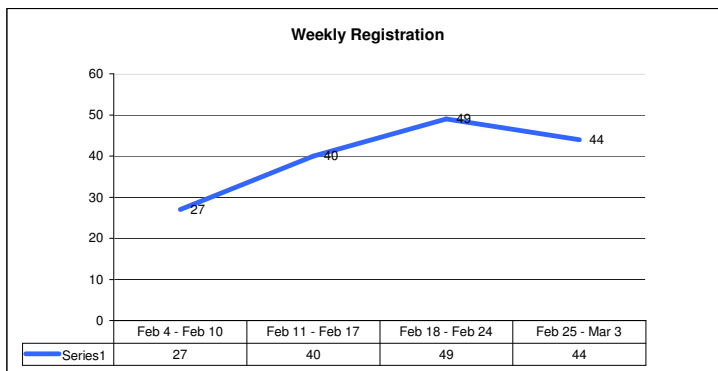


WEEKLY UPDATE



Weekly registration: 25-Feb-13 to 03-Mar-13

☐ **Total New Registrations: 44**

- Newly registered refugees: 40
- New births: 4
- Minors: 95%
- Female: 16%
- Unaccompanied & Separated Children: 0
- Women at Risk: 1

* All individuals with specific needs have been referred to concerned partners.

☐ **Inactivation/closure:**

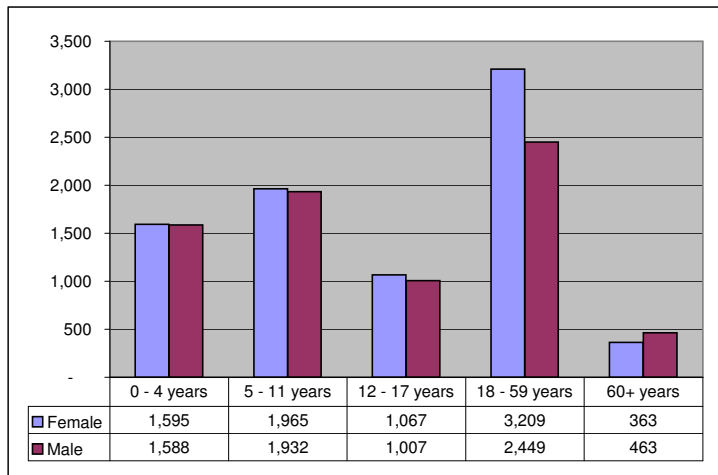
- Deceased: 5
- Other: 0

☐ **Inter camp transfers:**

- Individuals: 433
- HHs: 137

Data for 128 house holds with 389 individuals transferred to Gendrassa and 9 house holds with 44 individuals to Batil Server.

JAMAM TOTAL POPULATION



Cumulative statistics and trends

☐ **Total population registered to date:**

- 15,638 individuals,
- 3,819 households
- Female head of households: 39%

Cumulative statistics as of 1st January 2013:

☐ **Registration:**

- New registered refugees: 679
- New births: 379

☐ **Inactivation/closure:**

- Deceased: 11
- Other:

☐ **Inter camp transfers:**

- Individuals: 570
- HHs: 220

BREAK DOWN FOR SECTORAL ACTIVITIES

Education		
Age Group	Female	Male
03 - 05	1091	1104
06 - 13	1921	1883
14 - 17	633	550

Health		
Age Group	Female	Male
< 01	236	210
01 - 04	1,359	1,378
05 - 14	2,450	2,418
15 - 49	3,488	2,631
50 and Above	666	802

For Statistics, Maps, Reports and News please visit the UNHCR Information Sharing Portal about Refugees in South Sudan at: <http://data.unhcr.org/southsudan>

Maban Registration Unit

Contact Details

For specific data requests, kindly contact

☐ Juba Information Management Officer,
tornieri@unhcr.org

☐ Maban Registration Officer,
binene@unhcr.org

☐ Maban Database Administrator,
milada@unhcr.org